

US00D539478S

(12) **United States Design Patent**
Leventhal et al.

(10) **Patent No.:** **US D539,478 S**

(45) **Date of Patent:** **** Mar. 27, 2007**

(54) **HAIR TRIMMER**

(75) Inventors: **James M. Leventhal**, Watertown, MA (US); **Jordan Nollman**, San Francisco, CA (US)

(73) Assignee: **Clio Designs Incorporated**, Watertown, MA (US)

(**) Term: **14 Years**

(21) Appl. No.: **29/252,186**

(22) Filed: **Jan. 18, 2006**

(51) **LOC (8) Cl.** **28-03**

(52) **U.S. Cl.** **D28/52**

(58) **Field of Classification Search** 30/32, 30/34.05, 34.1, 34.2, 41-41.6, 43-43.92, 30/44-45, 47-50, 526-533; D28/44-46, D28/49-53

See application file for complete search history.

(56) **References Cited**

U.S. PATENT DOCUMENTS

D159,070 S * 6/1950 Jepson D28/51

D356,185 S * 3/1995 Rizzuto, Jr. D28/53
5,604,983 A * 2/1997 Simms et al. 30/49

* cited by examiner

Primary Examiner—Jennifer Rivard

(74) *Attorney, Agent, or Firm*—Mintz, Levin, Cohn, Ferris, Glovsky and Popeo, P.C.

(57) **CLAIM**



The ornamental design for a hair trimmer, as shown and described.

DESCRIPTION

FIG. 1 is a front perspective view of the hair trimmer; FIG. 2 is a front view of the hair trimmer; FIG. 3 is a rear view of the hair trimmer; FIG. 4 is a right side view of the hair trimmer; FIG. 5 is a left side view of the hair trimmer; FIG. 6 is a bottom view of the hair trimmer; and, FIG. 7 is a top view of the hair trimmer.

The ornamental design that is claimed is shown in solid lines in the drawings.

1 Claim, 5 Drawing Sheets



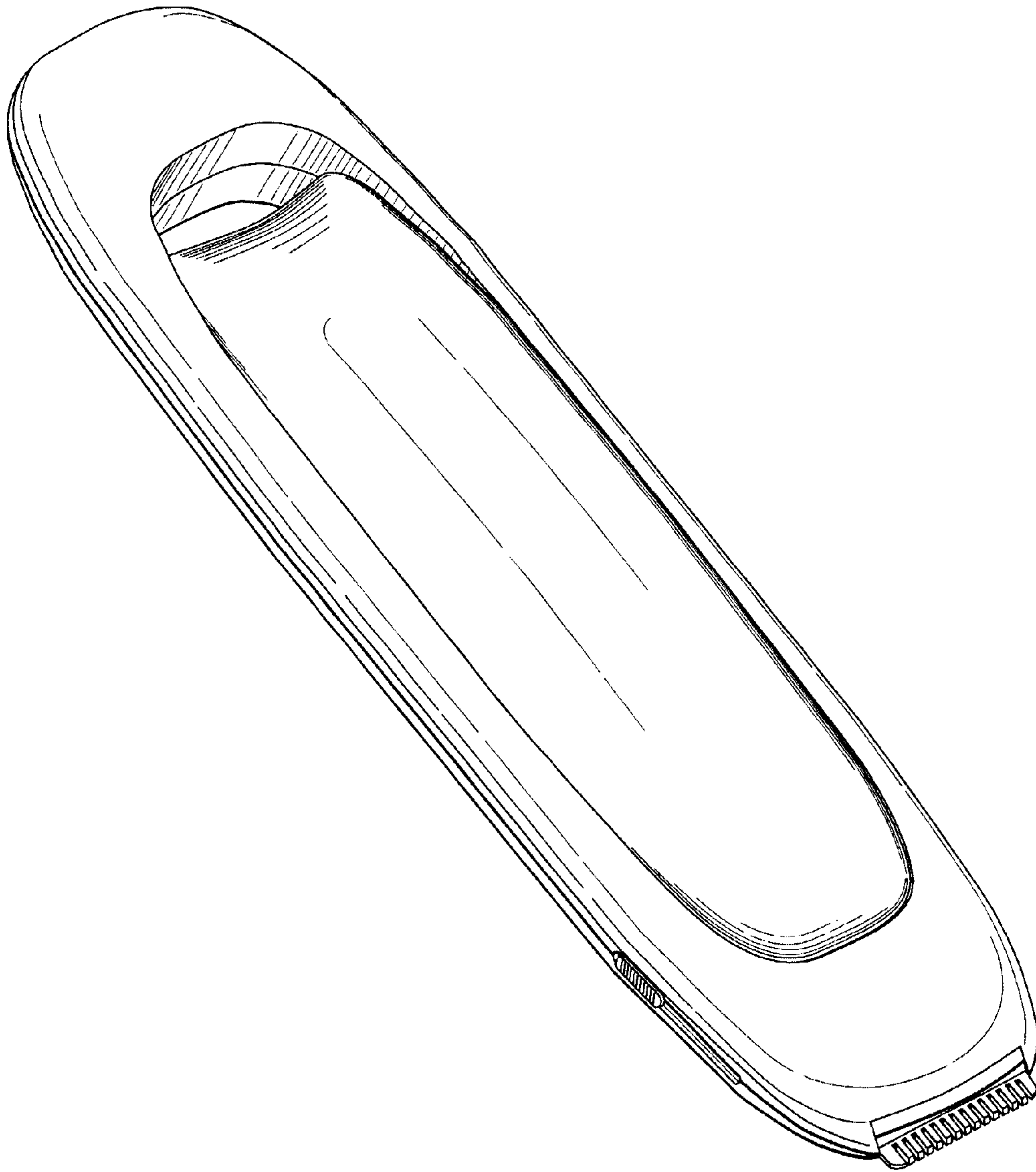


Fig. 1




Fig. 2




Fig. 3




Fig. 4




Fig. 5

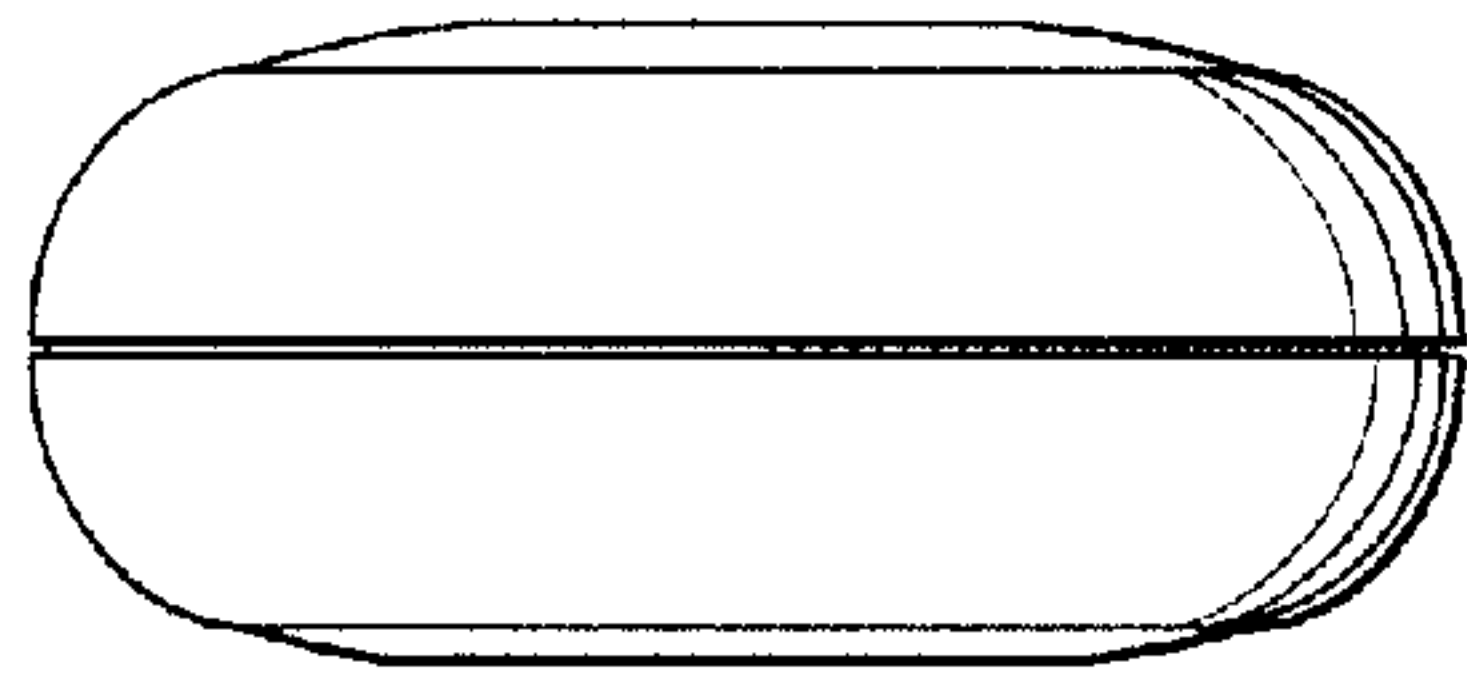


Fig. 6

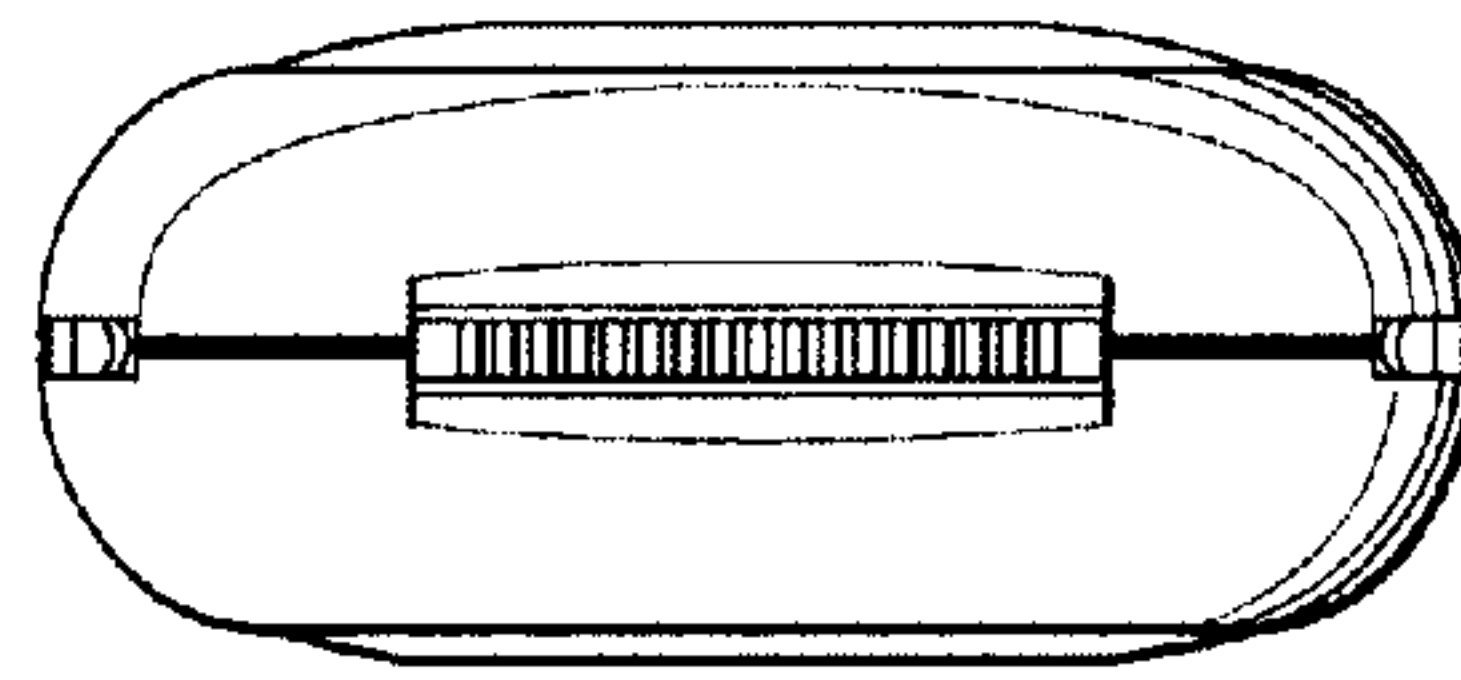


Fig. 7