



US00D539477S

(12) **United States Design Patent**
Dingelstad

(10) **Patent No.:** **US D539,477 S**

(45) **Date of Patent:** **** Mar. 27, 2007**

(54) **SHAVING HEAD UNIT**

(75) **Inventor:** **Saskia Henrica Petronella Maria**
Dingelstad, Dalen (NL)

(73) **Assignee:** **Koninklijke Philips Electronics N.V.,**
Eindhoven (NL)

(**) **Term:** **14 Years**

(21) **Appl. No.:** **29/247,567**

(22) **Filed:** **Jun. 27, 2006**

(30) **Foreign Application Priority Data**

Jan. 11, 2006 (EM) 000459599

(51) **LOC (8) Cl.** **28-03**

(52) **U.S. Cl.** **D28/50**

(58) **Field of Classification Search** 30/32,
30/34.05, 34.1, 34.2, 41-41.6, 43-43.92,
30/44-45, 47-50, 526-533, 346.57, 346.61;
D28/44-46, 49-54

See application file for complete search history.

(56) **References Cited**

U.S. PATENT DOCUMENTS

D259,965 S * 7/1981 Oord D28/50

4,698,908 A * 10/1987 Bergsma et al. 30/43.6
D337,858 S * 7/1993 Eckart D28/50
5,313,704 A * 5/1994 Atsumi et al. 30/43.6
D361,864 S * 8/1995 Nakano D28/50
D405,922 S * 2/1999 Bone D28/50

* cited by examiner

Primary Examiner—Jennifer Rivard

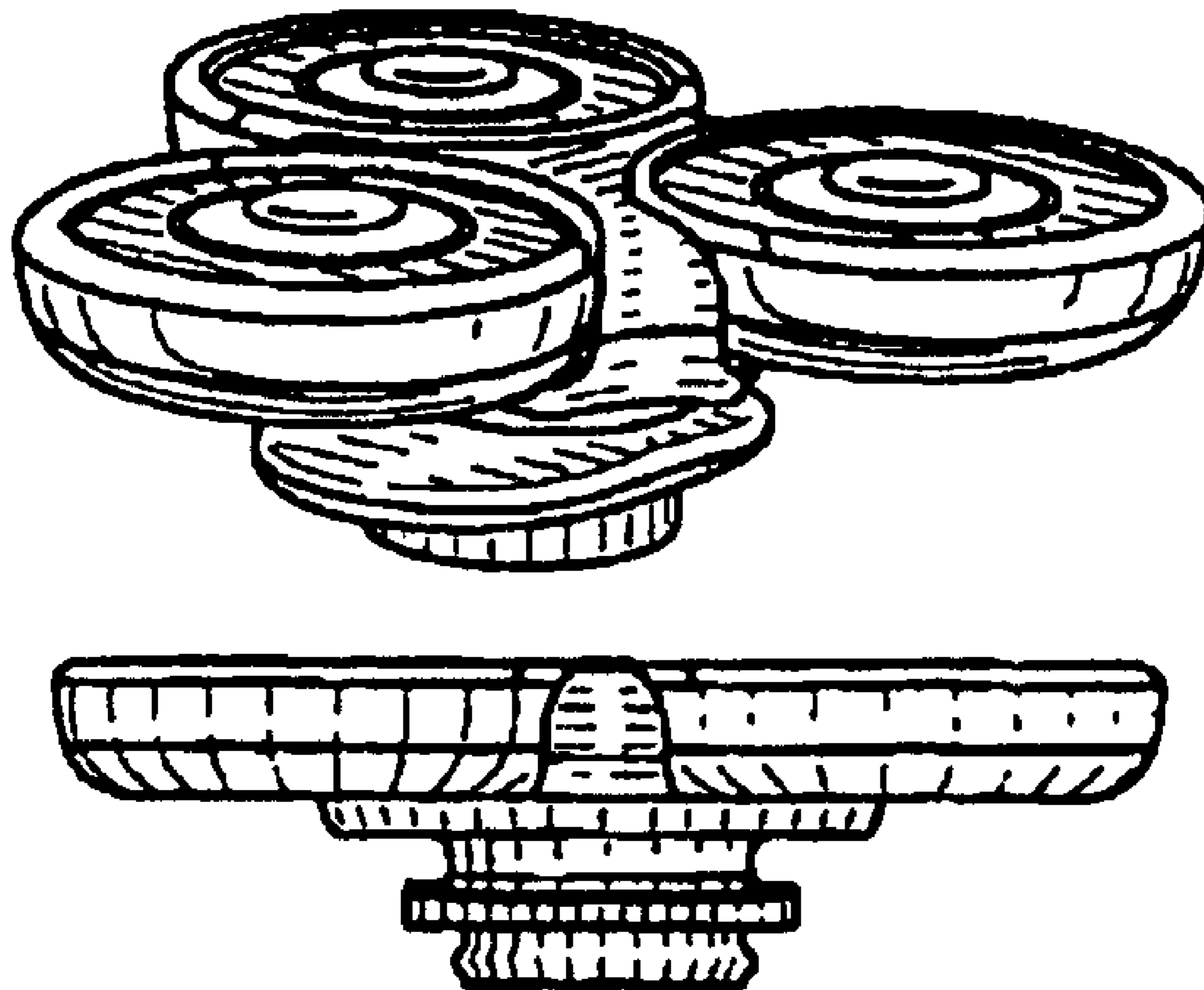
(57) **CLAIM**

The ornamental design for a shaving head unit, as shown.

DESCRIPTION

FIG. 1 is a perspective view showing my design;
FIG. 2 is a front elevational view thereof;
FIG. 3 is a rear elevational view thereof;
FIG. 4 is a right side elevational view thereof;
FIG. 5 is a left side elevational view thereof;
FIG. 6 is a top plan view thereof; and,
FIG. 7 is a bottom plan view thereof.

1 Claim, 2 Drawing Sheets






FIG. 1



FIG. 2

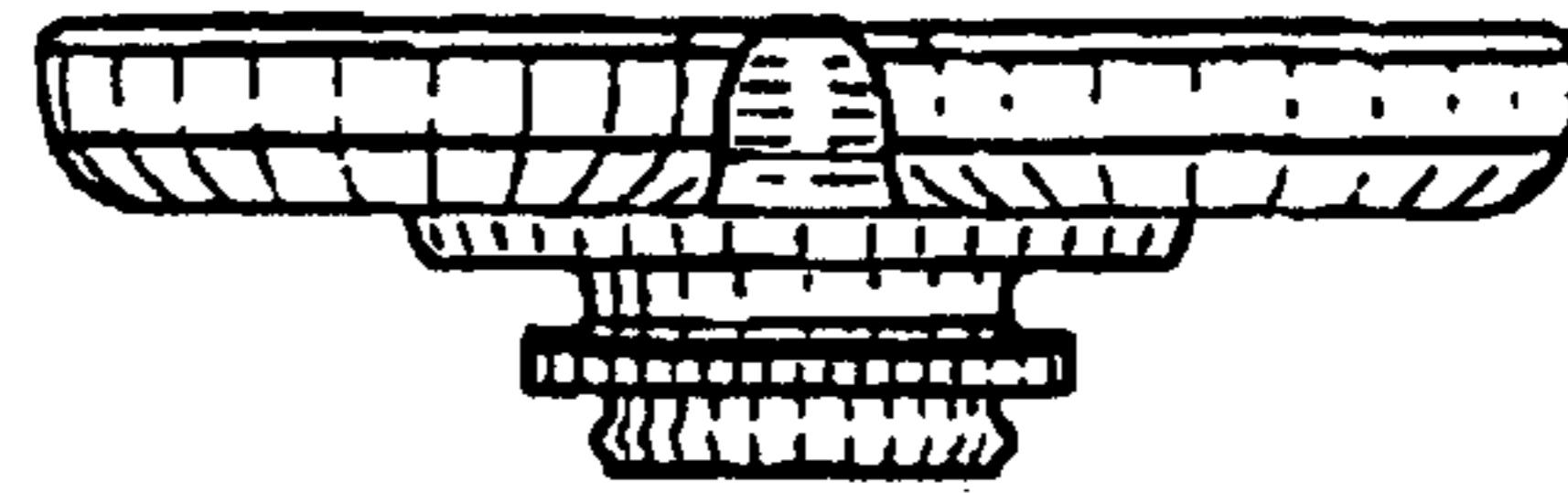


FIG. 3

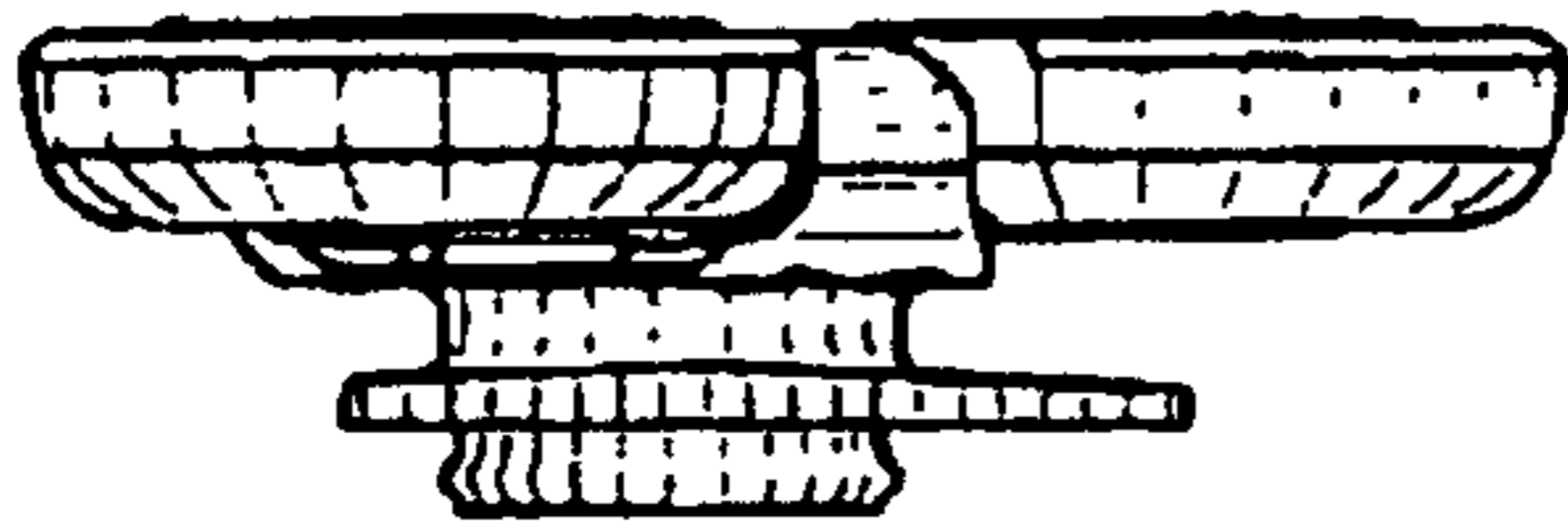


FIG. 4

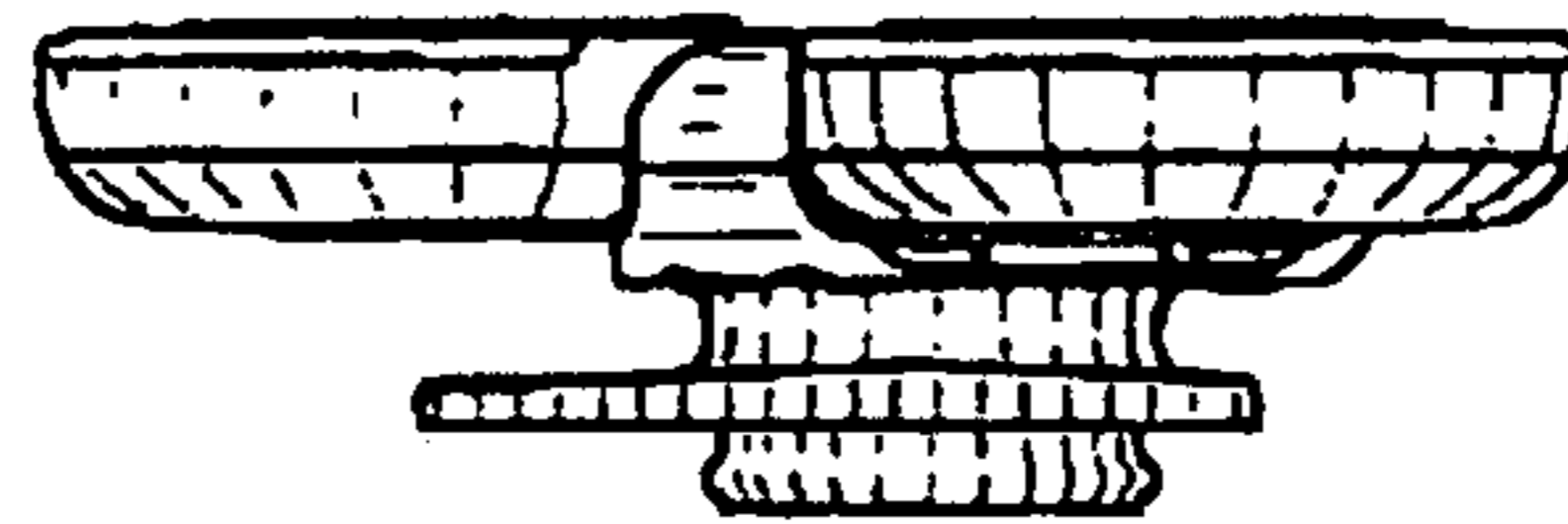


FIG. 5




FIG. 6




FIG. 7