



US00D539472S

(12) **United States Design Patent**
Almsberger et al.

(10) **Patent No.:** **US D539,472 S**

(45) **Date of Patent:** **** Mar. 27, 2007**

(54) **LIGHTER**

D456,094 S * 4/2002 Robinson D27/142
D472,342 S * 3/2003 Cohen Harel D27/141

(75) Inventors: **Scott Almsberger**, Tonganoxie, KS
(US); **Kurt Van Keppel**, Leawood, KS
(US)

* cited by examiner

Primary Examiner—Jennifer Rivard

(73) Assignee: **Xikar, Inc.**, Kansas City, MO (US)

(74) *Attorney, Agent, or Firm*—J. David Wharton; Stinson
Morrison Hecker LLP

(**) Term: **14 Years**

(57) **CLAIM**

The ornamental design for a lighter, as shown and described.

(21) Appl. No.: **29/259,332**

DESCRIPTION

(22) Filed: **May 5, 2006**

(51) **LOC (8) Cl.** **27-05**

FIG. 1 is a perspective view of the lighter according to the
present invention;

(52) **U.S. Cl.** **D27/155; D27/157**

FIG. 2 is a top plan view thereof;

(58) **Field of Classification Search** D27/141–161;
431/129, 143, 153, 253–256, 273–277

FIG. 3 is an elevational view of one side of the lighter;

See application file for complete search history.

FIG. 4 is a front elevational view of the lighter according to
the present invention, with the exception of the bottom dial,
the rear view being a mirror image thereof;

(56) **References Cited**

FIG. 5 is an elevational view of the side of the lighter
opposite the side shown in FIG. 3; and,

U.S. PATENT DOCUMENTS

FIG. 6 is a bottom plan view of the lighter.

D243,101 S * 1/1977 Figur D27/154

D243,102 S * 1/1977 Stuetzer et al. D27/154

1 Claim, 1 Drawing Sheet

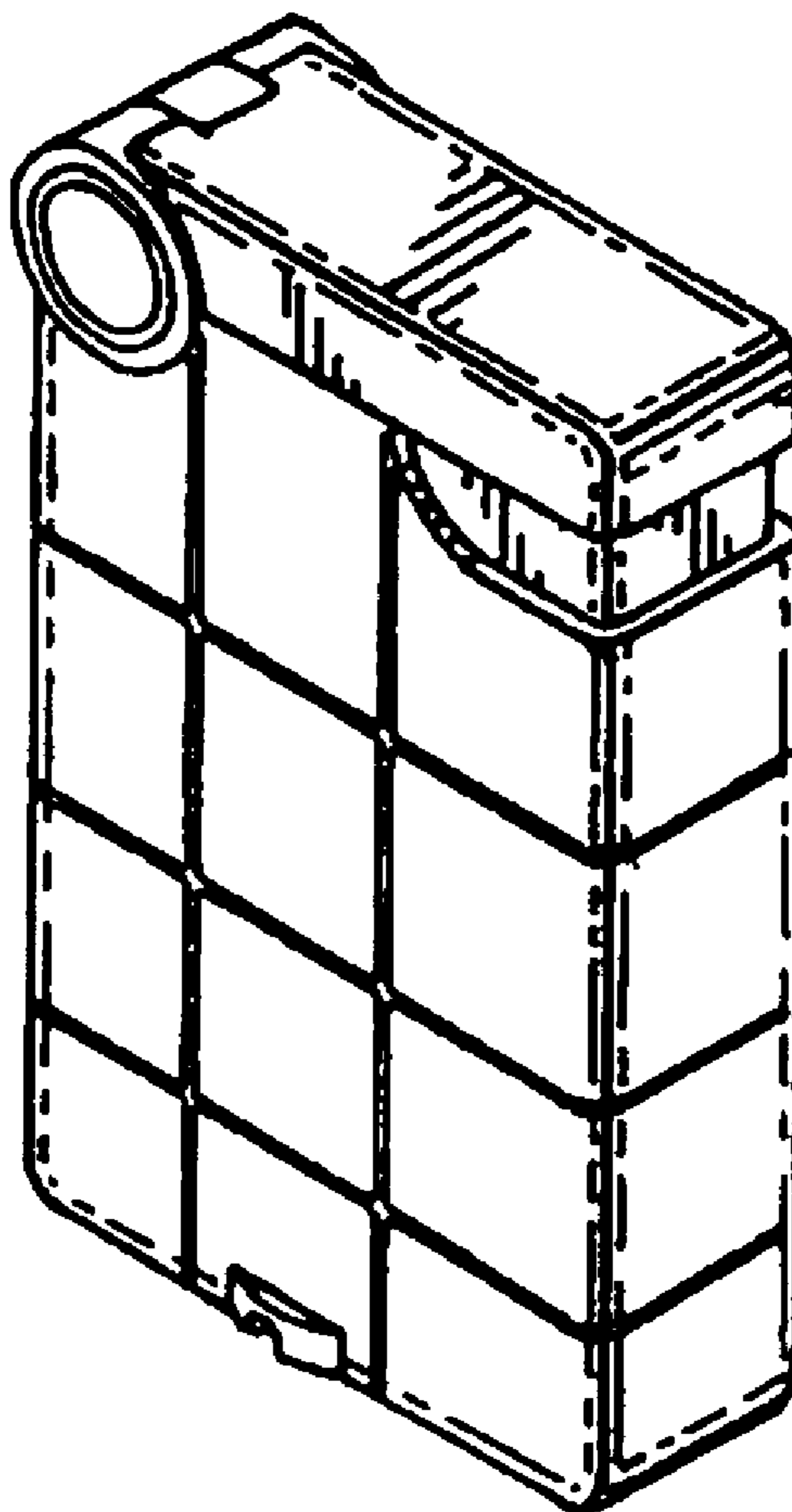


Fig. 1.

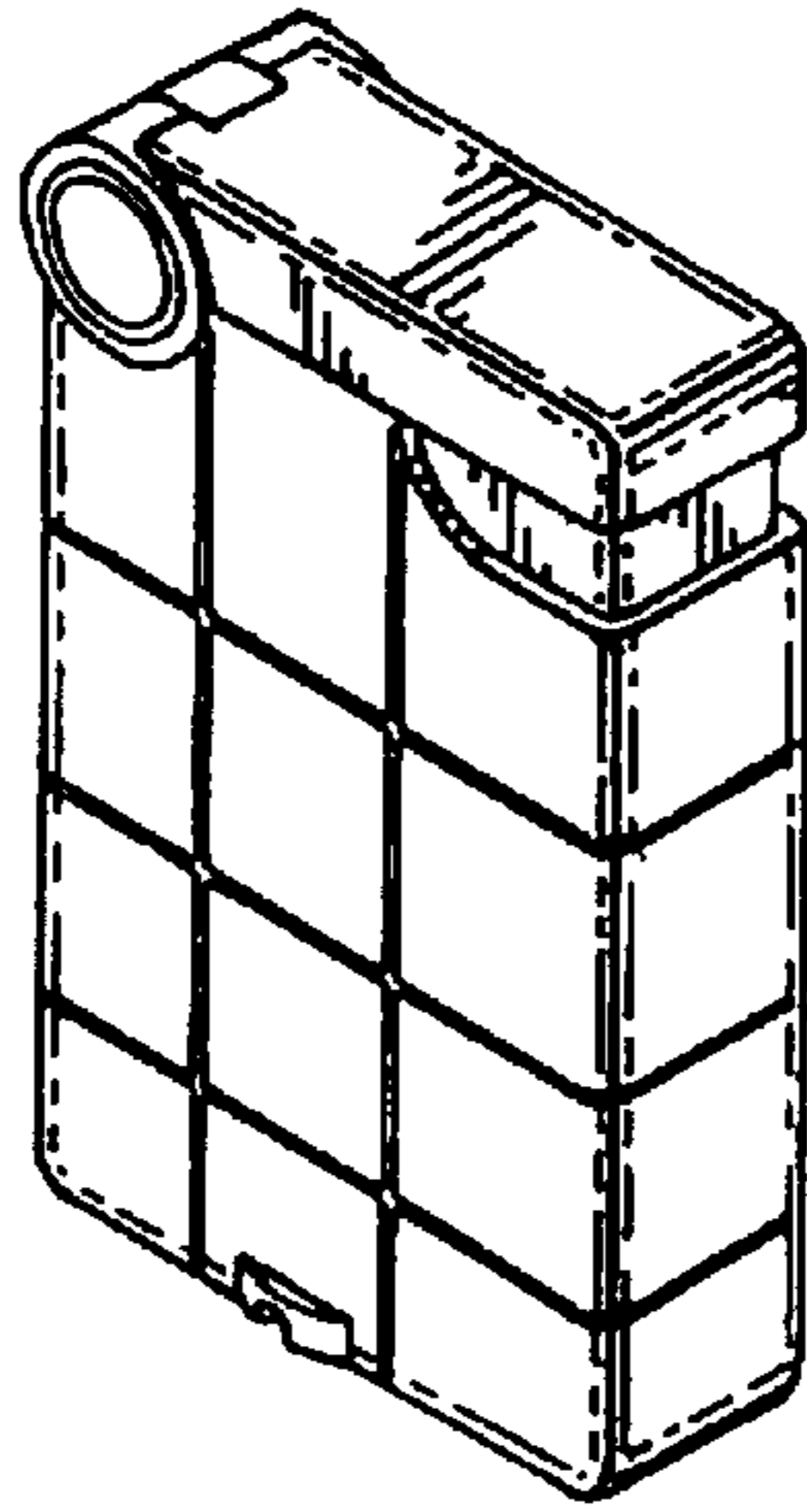


Fig. 2.



Fig. 4

Fig. 5.

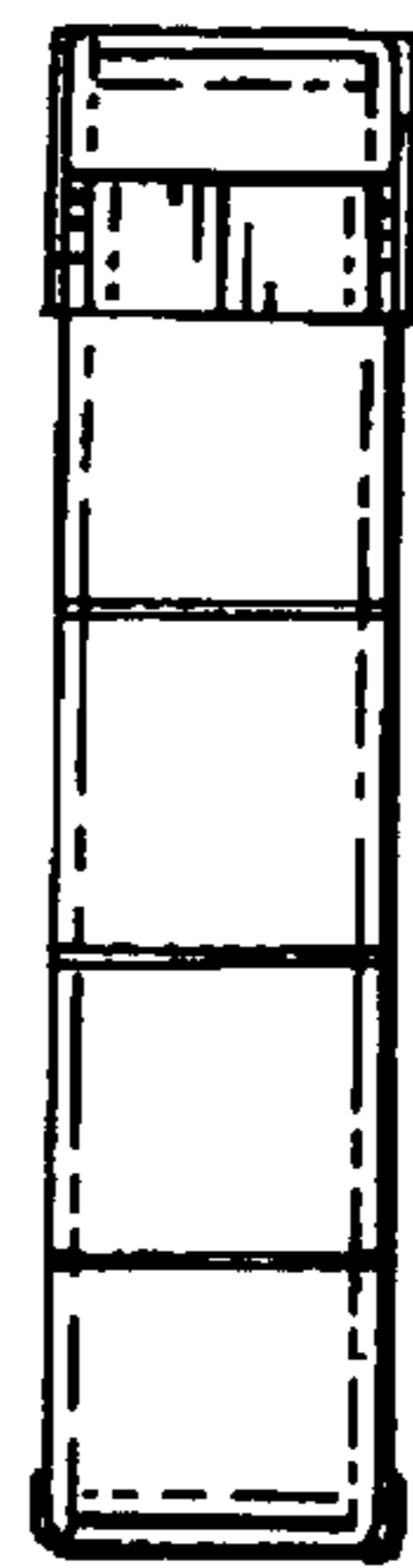
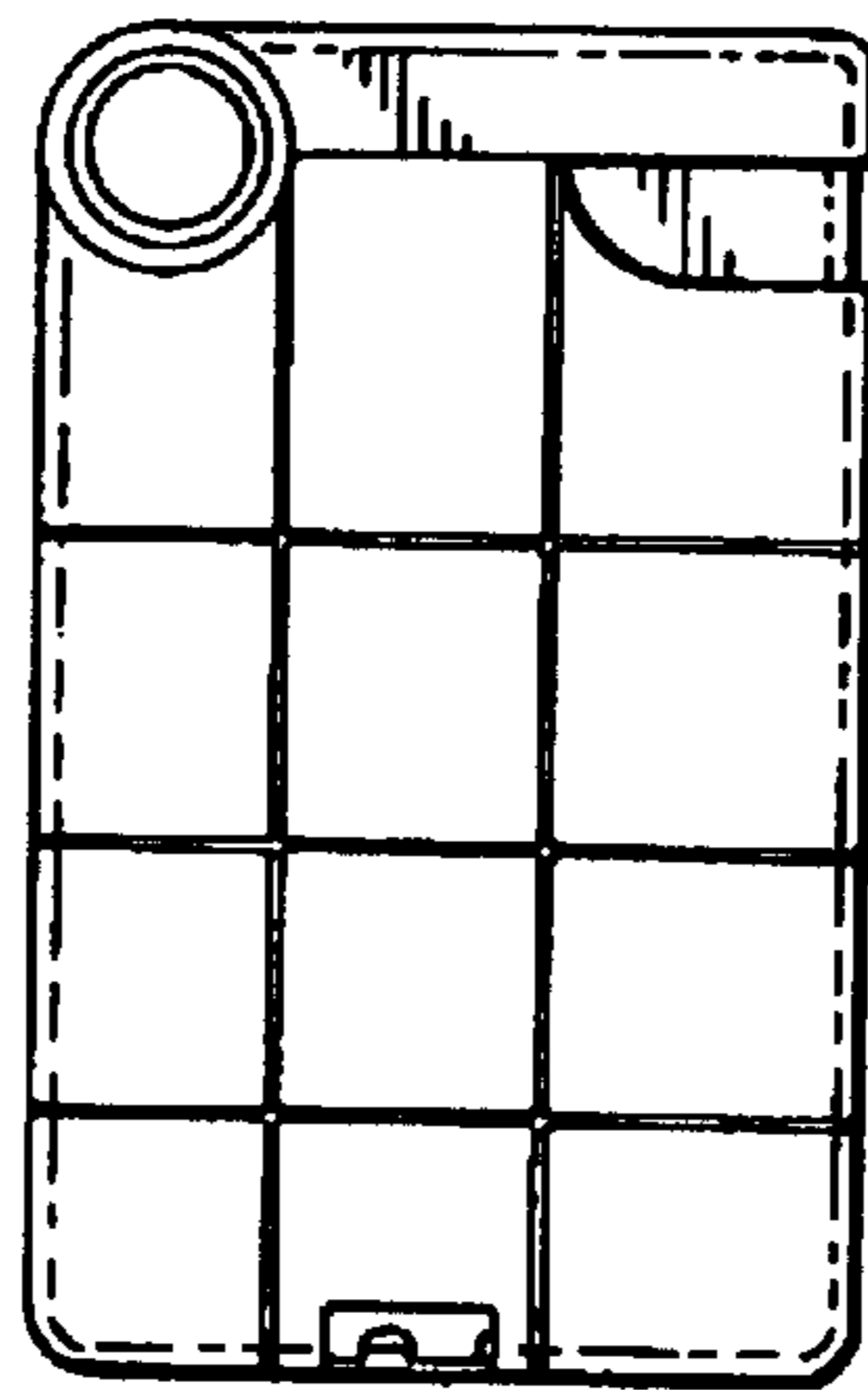



Fig. 3.

Fig. 6.

