



US00D539454S

(12) **United States Design Patent**
Sasaki et al.

(10) **Patent No.:** **US D539,454 S**
(45) **Date of Patent:** **** Mar. 27, 2007**

(54) **FRONT COMBINATION LAMP FOR AN AUTOMOBILE**

(75) Inventors: **Takumi Sasaki**, Nagoya (JP); **Yuji Kitagawa**, Ikeda (JP)

(73) Assignee: **Toyota Jidosha Kabushiki Kaisha**, Aichi-ken (JP)

(**) Term: **14 Years**

(21) Appl. No.: **29/259,415**

(22) Filed: **May 9, 2006**

(51) **LOC (8) Cl.** **26-06**

(52) **U.S. Cl.** **D26/28**

(58) **Field of Classification Search** D26/28-36;
362/459-468, 475-478, 485-487

See application file for complete search history.

(56) **References Cited**

U.S. PATENT DOCUMENTS

D502,560 S	*	3/2005	Kushima	D26/28
D507,363 S	*	7/2005	Lai	D26/28
D508,137 S	*	8/2005	Numata	D26/28
D515,229 S	*	2/2006	Minami	D26/28

OTHER PUBLICATIONS

Article in DIME magazine, which was issued by Kabushiki Kaisha Shogakukan on Mar. 21, 2002.
BMW AG, NAIAS 2005 Press Kit CD-R for MINI, issued on Nov. 10, 2004.

Daihatsu Kyogo Kabushiki Kaisha, Brochure for Daihatsu Mira Gino, issued on Jun. 1, 2005.

Motor Magazine, Mini Cooper, Oct. 10, 2004, p. 90, Mfg. BMW.

PORSCHE AG, 2005 Detroit Motor Show Press Kit CD-R for PORSCHE 911, issued on Nov. 24, 2004.

* cited by examiner

Primary Examiner—Marcus A. Jackson

(74) *Attorney, Agent, or Firm*—Finnegan, Henderson, Farabow, Garrett & Dunner, L.L.P.

(57) **CLAIM**

The ornamental design for a front combination lamp for an automobile, as shown.

DESCRIPTION

FIG. 1 is a front perspective view of a front combination lamp for an automobile showing our new design;

FIG. 2 is a front elevational view thereof;

FIG. 3 is a rear elevational view thereof;


FIG. 4 is a top plan view thereof;

FIG. 5 is a bottom plan view thereof;

FIG. 6 is a right side elevational view thereof; and,

FIG. 7 is a left side elevational view thereof.

1 Claim, 4 Drawing Sheets






FIG. 1




FIG. 2



FIG. 3




FIG. 4

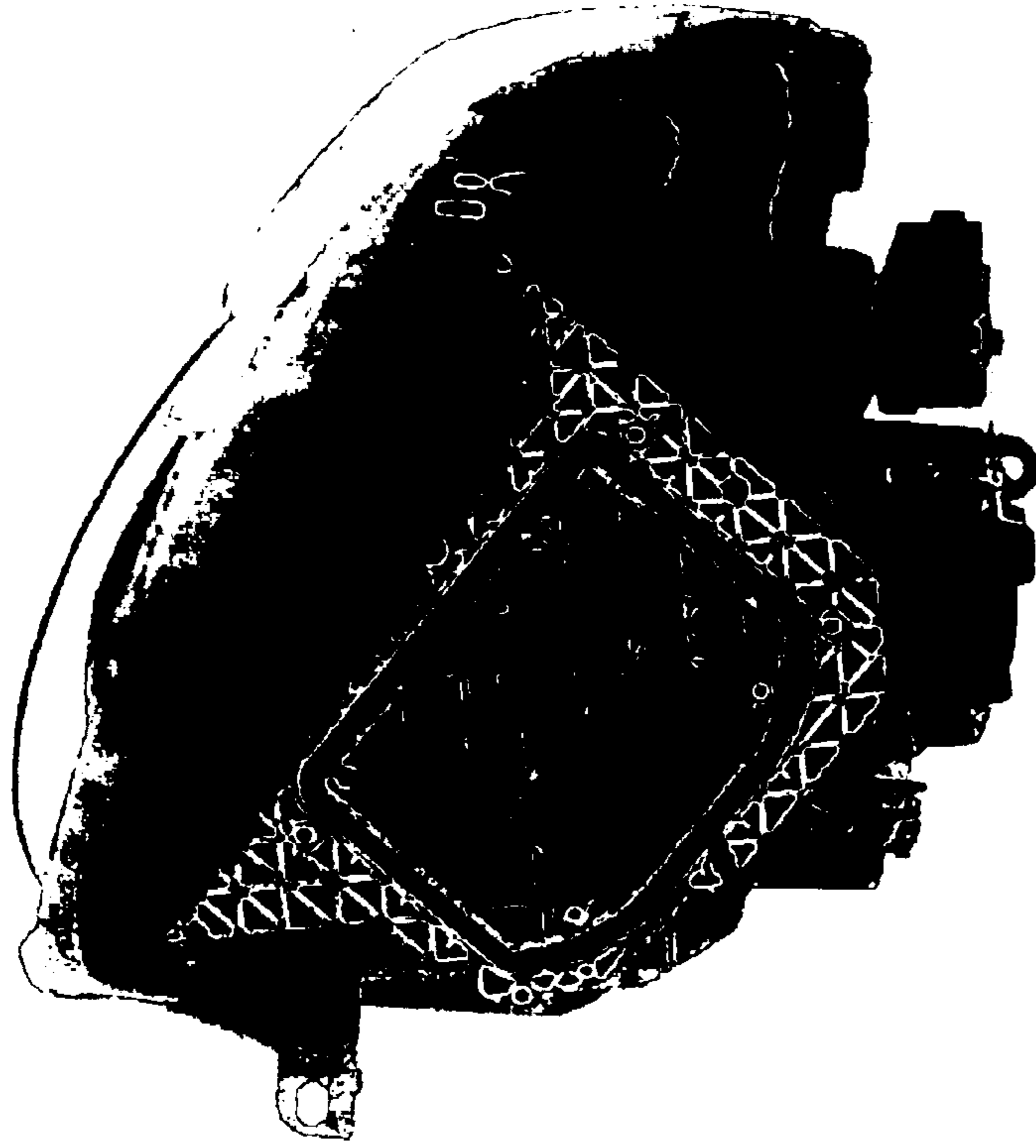


FIG. 5




FIG. 7




FIG. 6