



US00D539453S

(12) **United States Design Patent**
Noguchi

(10) **Patent No.:** **US D539,453 S**

(45) **Date of Patent:** **** Mar. 27, 2007**

(54) **HEADLAMP FOR VEHICLE**

(75) **Inventor:** **Takashi Noguchi, Yokohama (JP)**

(73) **Assignee:** **Nissan Motor Co., Ltd., Yokohama (JP)**

(**) **Term:** **14 Years**

(21) **Appl. No.:** **29/257,142**

(22) **Filed:** **Mar. 30, 2006**

(30) **Foreign Application Priority Data**

Mar. 1, 2006 (JP) D2006-05112

(51) **LOC (8) Cl.** **26-06**

(52) **U.S. Cl.** **D26/28**

(58) **Field of Classification Search** D26/28-36;
362/459-468, 475-478, 485-487

See application file for complete search history.

(56) **References Cited**

U.S. PATENT DOCUMENTS

D483,890 S * 12/2003 Lin D26/28

D492,429 S * 6/2004 Ueno D26/28

D495,439 S * 8/2004 Hara et al. D26/28

D506,842 S * 6/2005 Nagura et al. D26/28

D518,194 S * 3/2006 Hirose D26/28

D529,206 S * 9/2006 Minami et al. D26/28

* cited by examiner

Primary Examiner—Marcus A. Jackson

(74) *Attorney, Agent, or Firm*—Foley & Lardner LLP

(57) **CLAIM**

The ornamental design for a headlamp for vehicle, as shown and described.

DESCRIPTION

FIG. 1 is a perspective view of a headlamp for vehicle;
FIG. 2 is a front view thereof;
FIG. 3 is a rear view thereof;
FIG. 4 is a top plan view thereof;
FIG. 5 is a bottom view thereof;
FIG. 6 is a right side view thereof;
FIG. 7 is a left side view thereof; and,
FIG. 8 is a referential perspective view thereof showing the surface of the outer lens portion by lines.

1 Claim, 4 Drawing Sheets

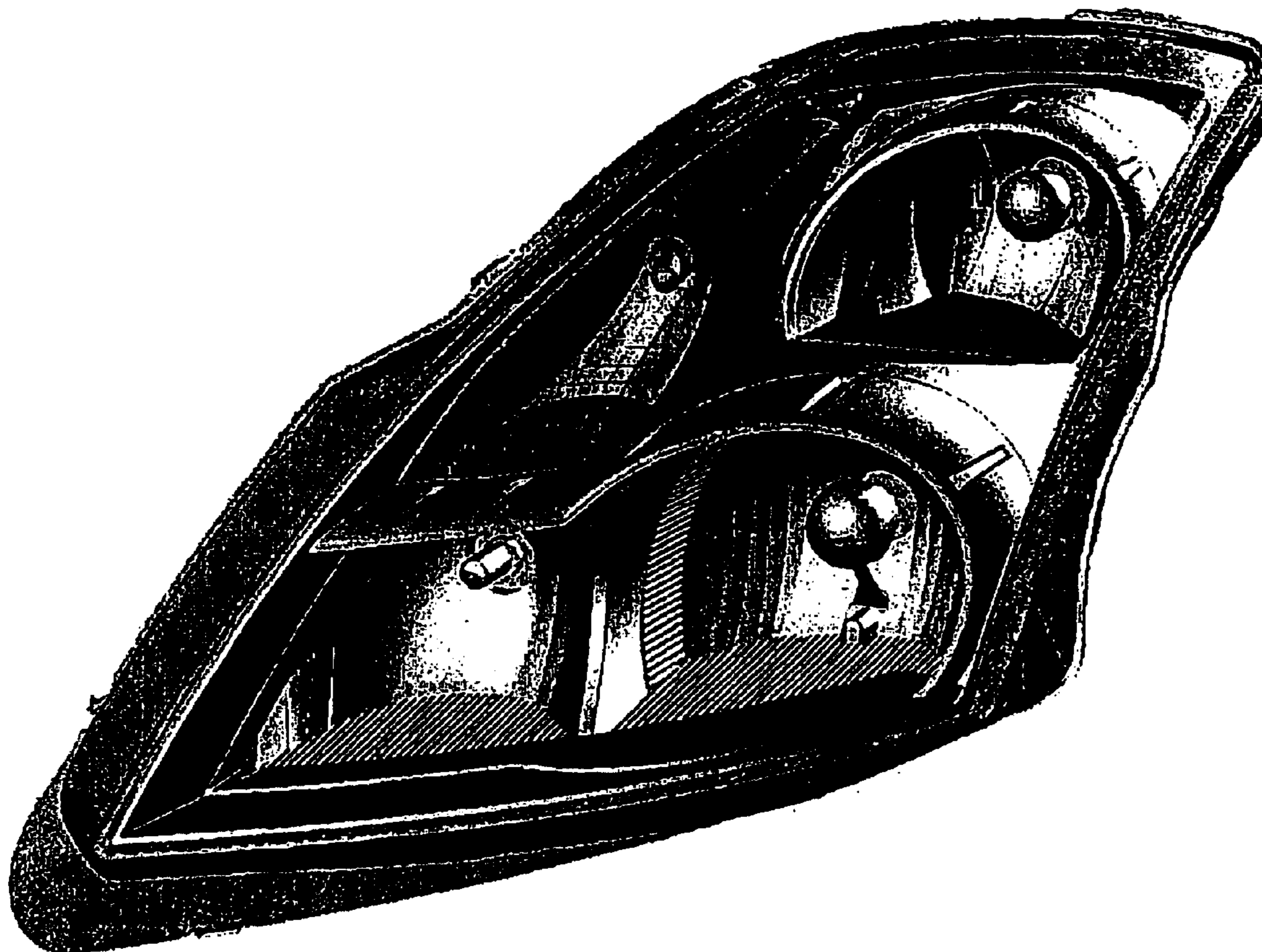


Fig.1

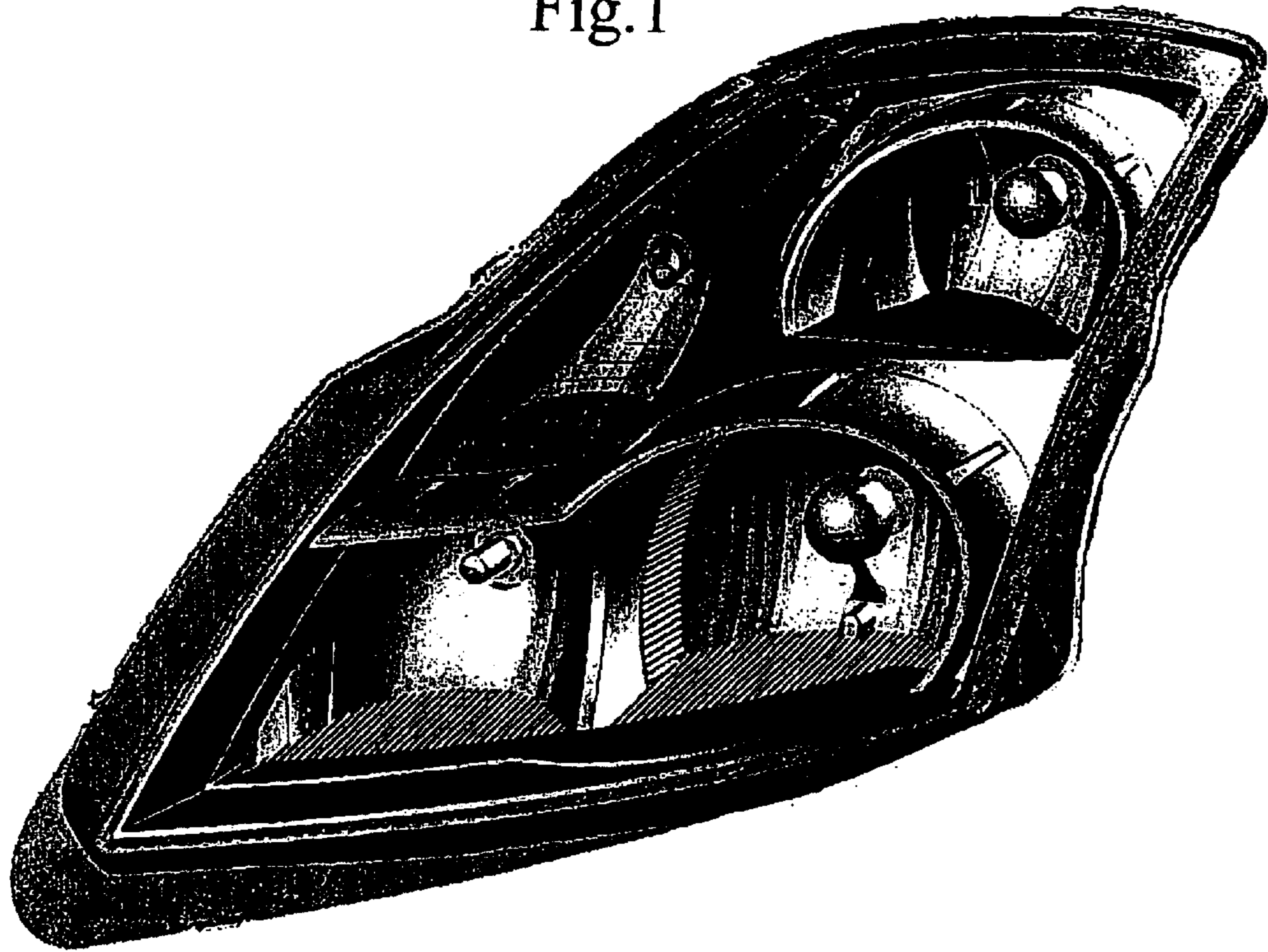


Fig.2

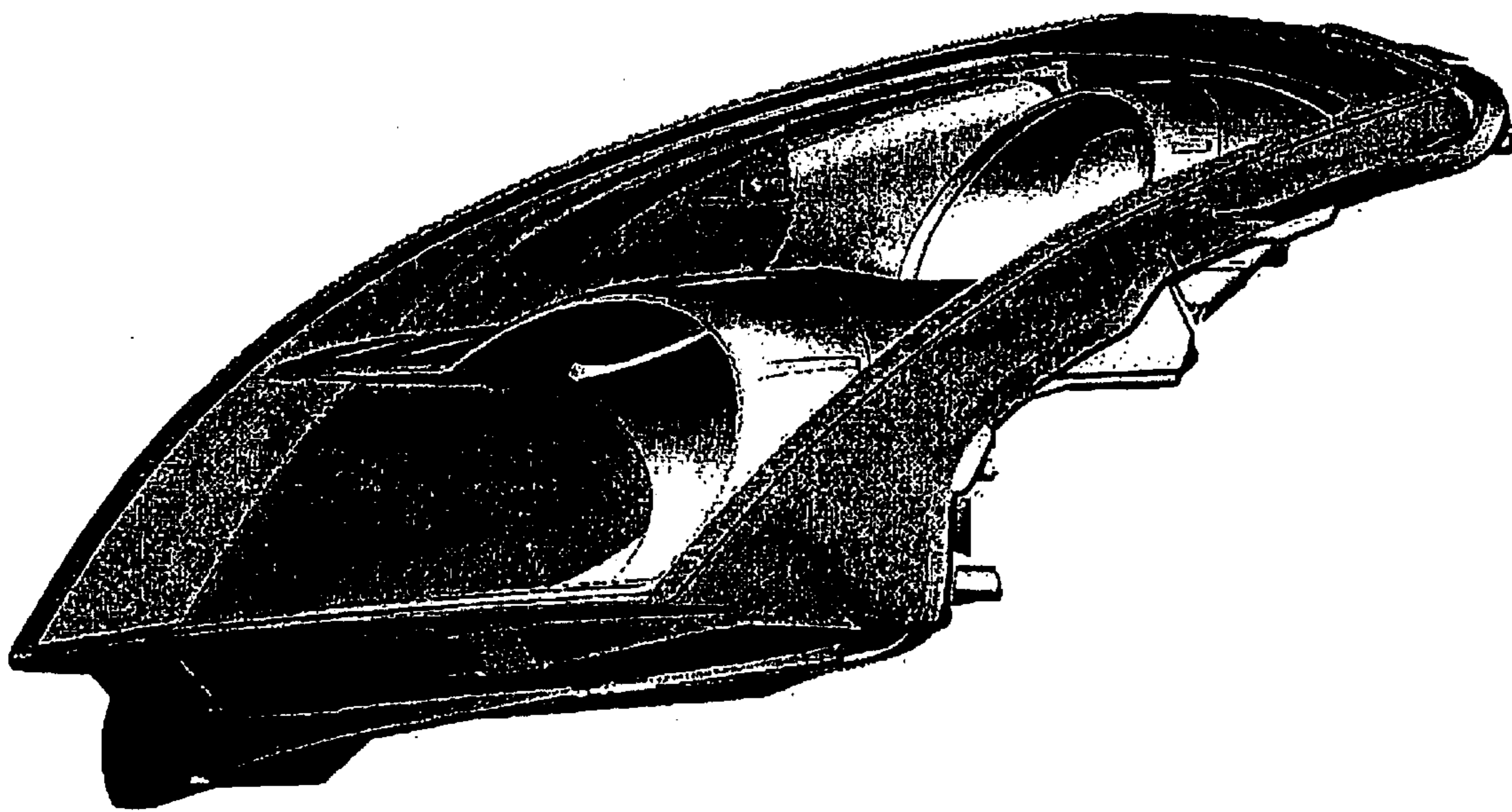


Fig.3

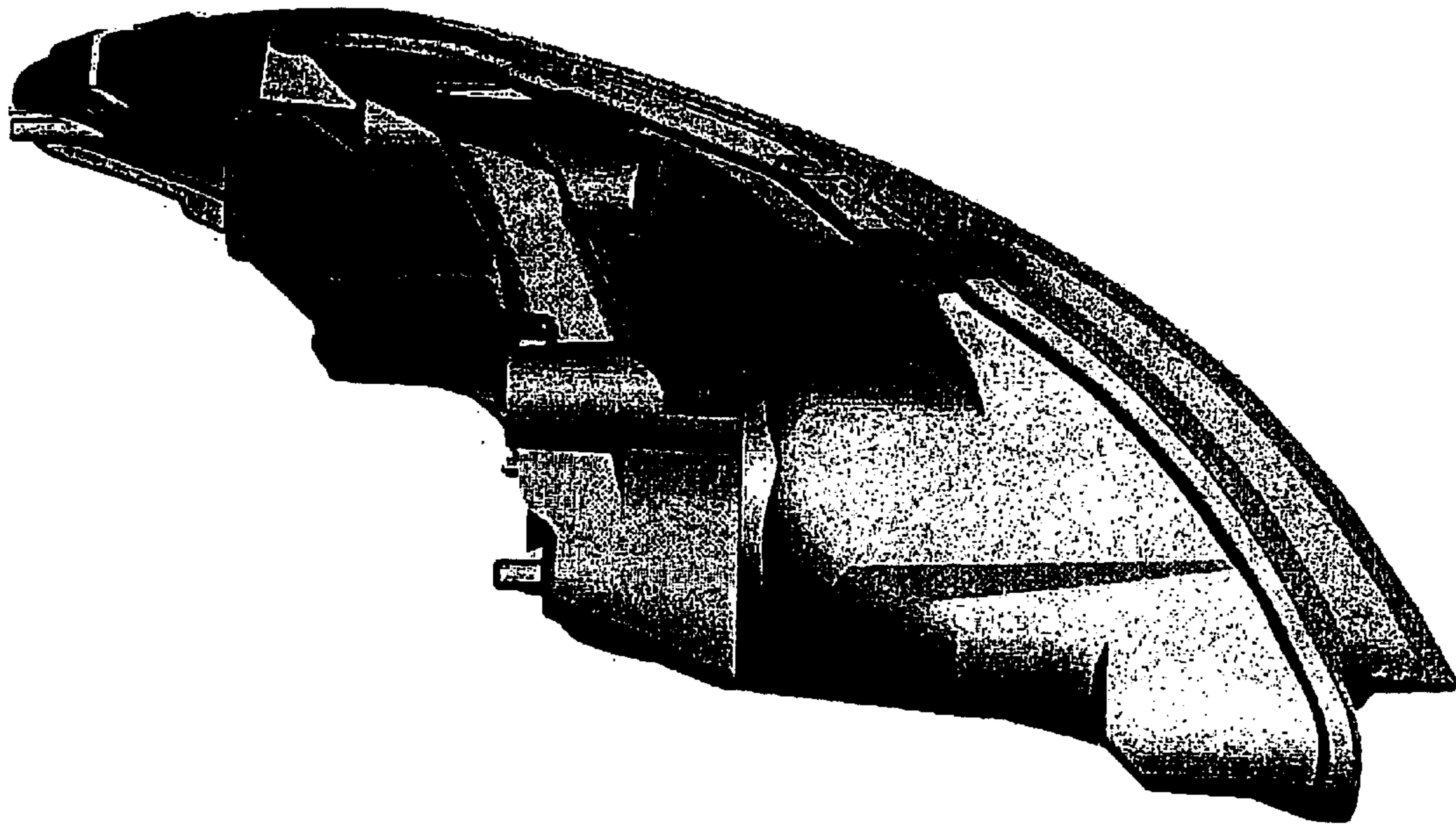


Fig.4




Fig.5




Fig.6




Fig.7




Fig.8

