



US00D539448S

(12) **United States Design Patent**
Mays et al.

(10) **Patent No.:** **US D539,448 S**
(45) **Date of Patent:** **** Mar. 27, 2007**

(54) **VEHICLE TAILLAMP**

(75) Inventors: **J C. Mays**, Bloomfield Hills, MI (US);
Larry R. Erickson, Birmingham, MI (US)

(73) Assignee: **Ford Global Technologies LLC**, Dearborn, MI (US)

(**) Term: **14 Years**

(21) Appl. No.: **29/194,543**

(22) Filed: **Nov. 26, 2003**

(51) **LOC (8) Cl.** **26-06**

(52) **U.S. Cl.** **D26/28**

(58) **Field of Classification Search** D26/28-36,
D26/119; 362/459-468, 475-478, 485-487
See application file for complete search history.

(56) **References Cited**

U.S. PATENT DOCUMENTS

- D500,873 S * 1/2005 Kamimura et al. D26/28
- D501,053 S * 1/2005 Kamimura et al. D26/28
- D502,780 S * 3/2005 Tamura D26/28
- D504,965 S * 5/2005 Lin D26/28

OTHER PUBLICATIONS

40 Pages—Photographs of Commercial Parts cited prior to Nov. 26, 2003.

* cited by examiner

Primary Examiner—Marcus A. Jackson

(74) *Attorney, Agent, or Firm*—Gigette M. Bejin; Artz & Artz P.C.

(57) **CLAIM**

The ornamental design for a vehicle taillamp, as shown and described.

DESCRIPTION

FIG. 1 is a perspective view of a vehicle having a vehicle taillamp in accordance with an embodiment of the present invention;

FIG. 2 is a side view of the taillamp shown in FIG. 1;

FIG. 3 is another side view of the taillamp shown in FIG. 1; and,

FIG. 4 is a front view of the exterior of the taillamp shown in FIG. 1.

The bottom and rear views of the taillamp are not part of the claimed design. The broken lines for the attachment portions of the taillamp to a vehicle illustrate the environment of the design and are not part of the claimed design.

1 Claim, 2 Drawing Sheets

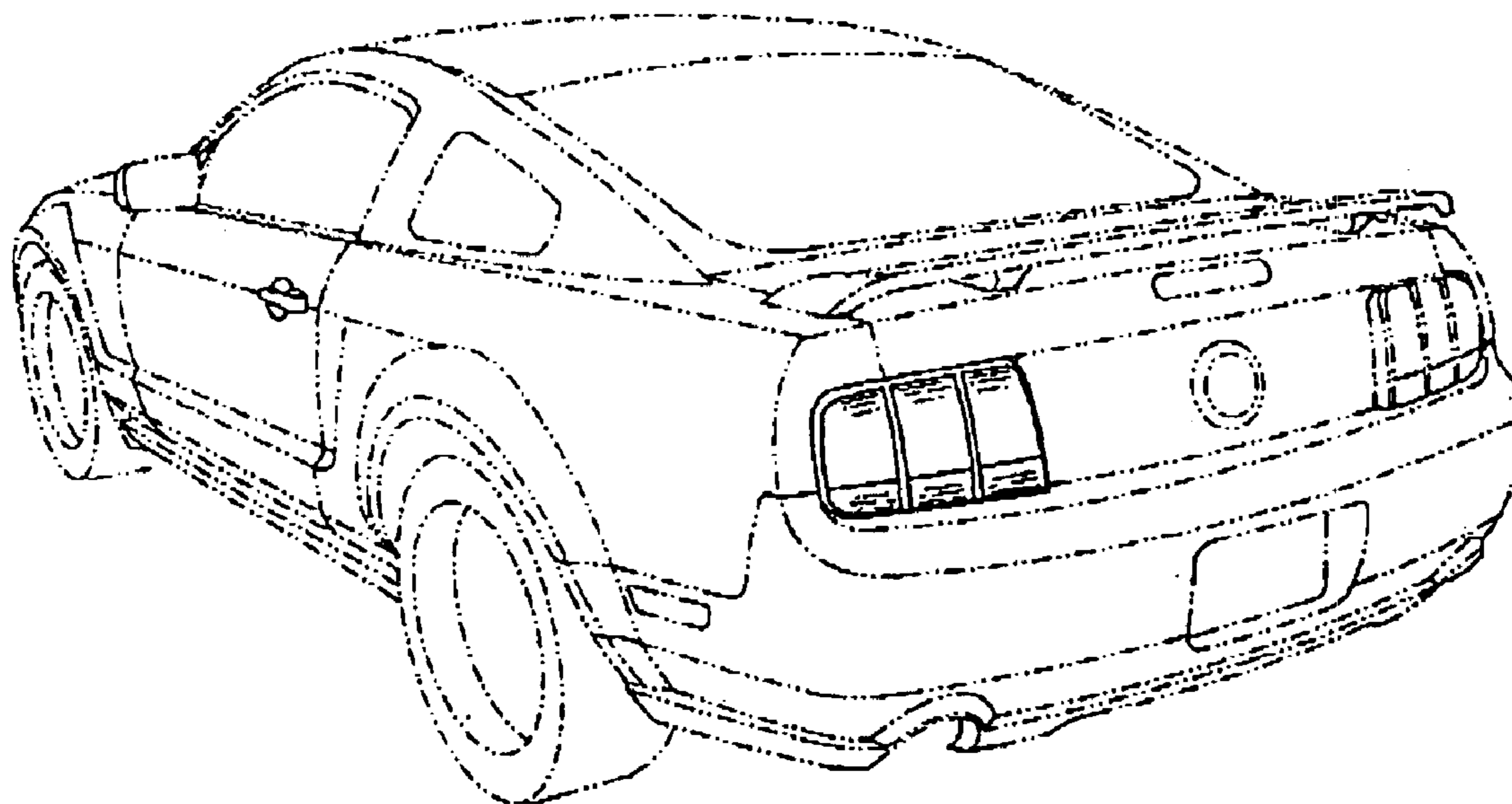


Figure 1

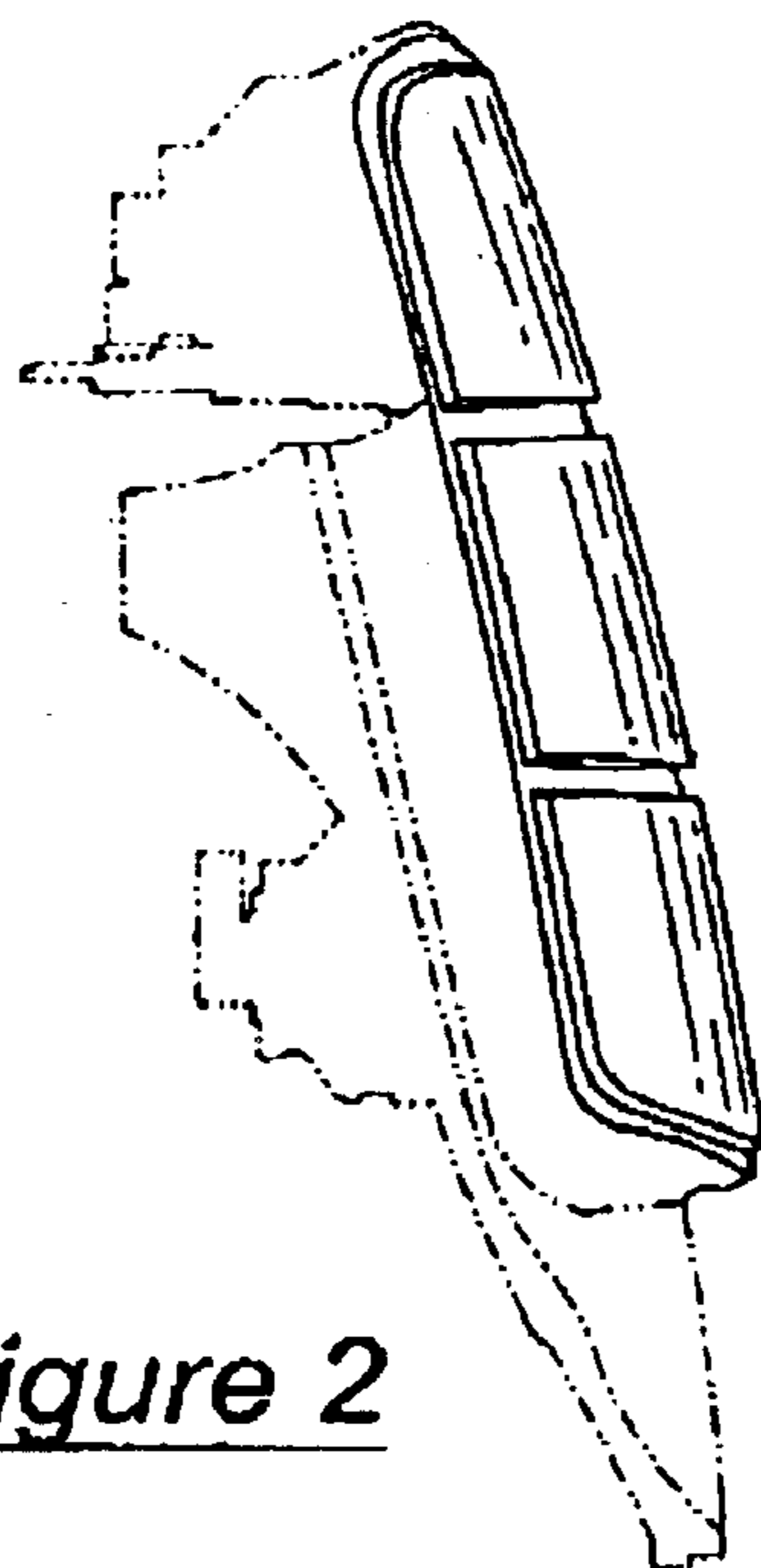
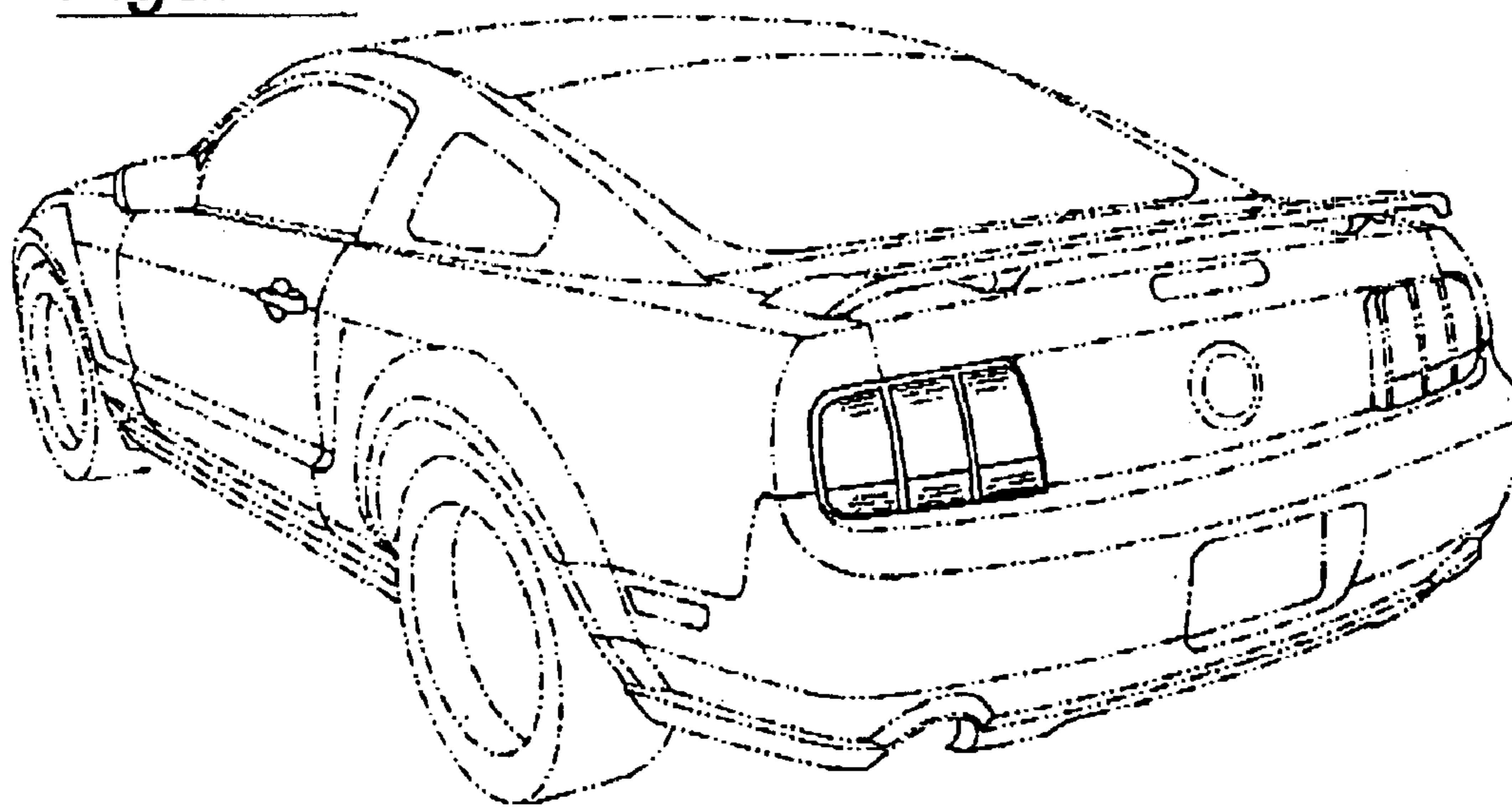


Figure 2

Figure 3


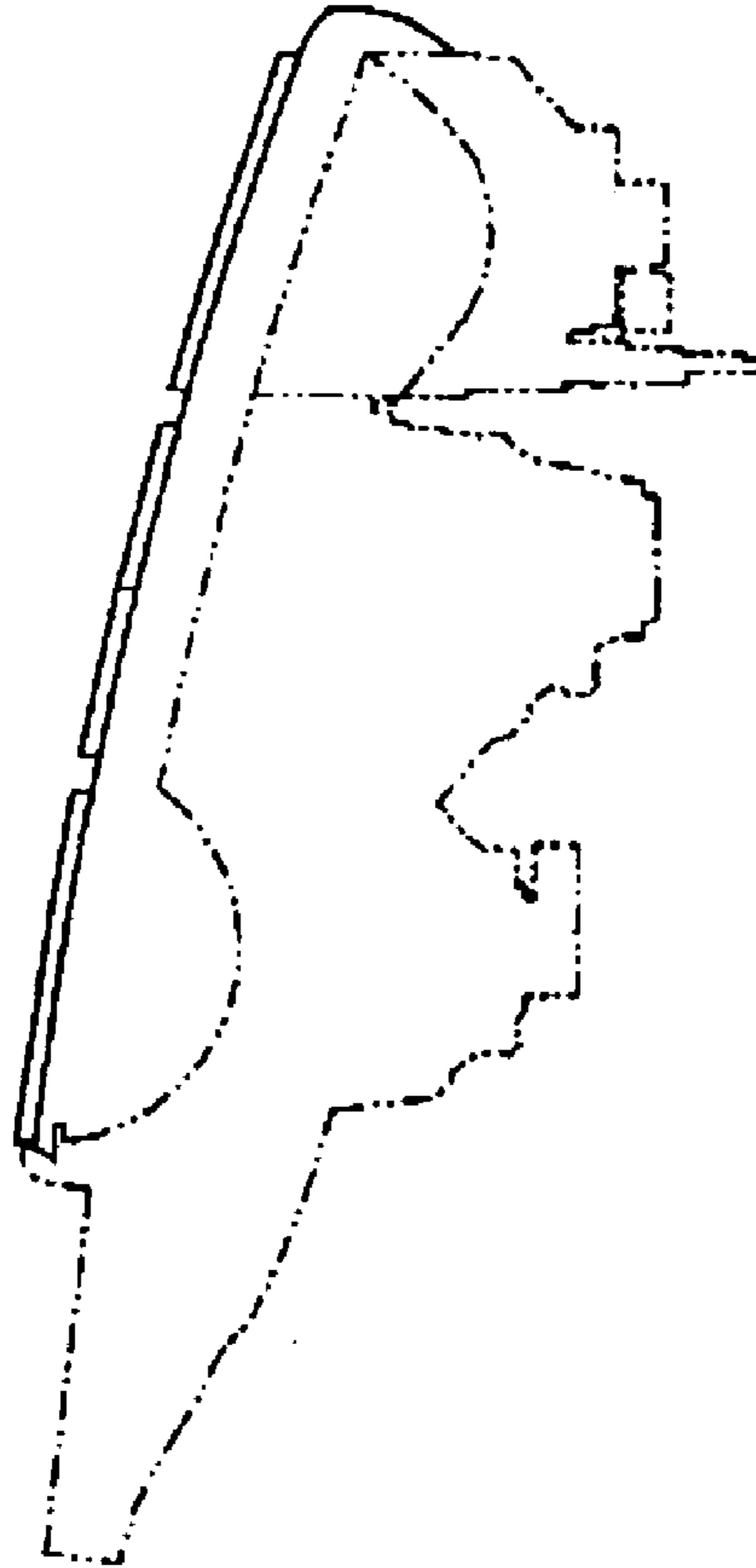


Figure 4