



US00D539435S

(12) **United States Design Patent** (10) **Patent No.:** **US D539,435 S**
Owsley et al. (45) **Date of Patent:** **** Mar. 27, 2007**

(54) **WAGON WHEEL FENCE** 2004/0020090 A1 2/2004 Lueddecke 40/610

(76) Inventors: **Rick Owsley**, 1850 N. Haven Cove Way, Meridian, ID (US) 83642; **Teri Owsley**, 1850 N. Haven Cove Way, Meridian, ID (US) 83642

(**) Term: **14 Years**

(21) Appl. No.: **29/236,888**

(22) Filed: **Aug. 22, 2005**

(51) **LOC (8) Cl.** **25-02**

(52) **U.S. Cl.** **D25/40**

(58) **Field of Classification Search** 256/73,
256/1, 59, 67, 65.02, 65.11, 65.15, 65.16,
256/19, 21, 22, 24, 25; D25/38, 42, 44, 50,
D25/126; 52/720.2

See application file for complete search history.

(56) **References Cited**

U.S. PATENT DOCUMENTS

7,774 A	11/1850	Krauser et al.	256/21
8,149 A	6/1851	Crowell	256/21
187,693 A	2/1877	Wood	280/63
292,896 A	2/1884	Coleman	280/66
513,137 A	1/1894	Phelps	256/21
1,110,681 A	9/1914	Gerstenslager	280/70
D195,033 S	4/1963	Pierce	D25/38
D195,130 S	* 4/1963	Hampton	D25/40
4,143,857 A	* 3/1979	Weiner	256/11
5,174,594 A	12/1992	Marshall et al.	280/63
D387,178 S	* 12/1997	Rau	D25/42
D425,206 S	* 5/2000	Dashevsky	D25/39
D449,383 S	10/2001	Erwin	D25/38
6,478,370 B1	11/2002	Reynolds	297/181
7,090,201 B2	* 8/2006	Brucker	256/24
2002/0070377 A1	* 6/2002	Erwin	256/1

OTHER PUBLICATIONS

<http://www.jakesctp.com/WOODEN%20WAGON%20WHEELS.htm> (Aug. 22, 2005).

<http://www.rptrading.biz/SteelWagonWheels.html> (Aug. 22, 2005).

<http://www.hansenwheel.com/Wagon%20Wheels.htm> (Jun. 6, 2005).

<http://www.windyhillwoods.com/wooden-wagon-wheels.html> (Jun. 6, 2005).

<http://www.firstshotphoto.com/wheelwri.htm> (Jun. 6, 2005).

<http://www.customwagons.com/wagonwheels1.htm> (Jun. 6, 2005).

<http://www.cowboyindian.com/wagonwheel.htm> (Jun. 6, 2005).

* cited by examiner

Primary Examiner—Doris Clark

(74) *Attorney, Agent, or Firm*—Pedersen & Co., PLLC; Ken J. Pedersen; Barbara S. Pedersen


(57) **CLAIM**

The ornamental design for an wagon wheel fence, as shown and described.

DESCRIPTION

FIG. 1 is a front perspective view of a wagon wheel fence. FIG. 2 is a front elevation view thereof. FIG. 3 is a rear elevation view thereof. FIG. 4 is a top plan view thereof. FIG. 5 is a bottom plan view thereof. FIG. 6 is a left side elevation view thereof; and, FIG. 7 is a right side elevation view thereof.

1 Claim, 2 Drawing Sheets



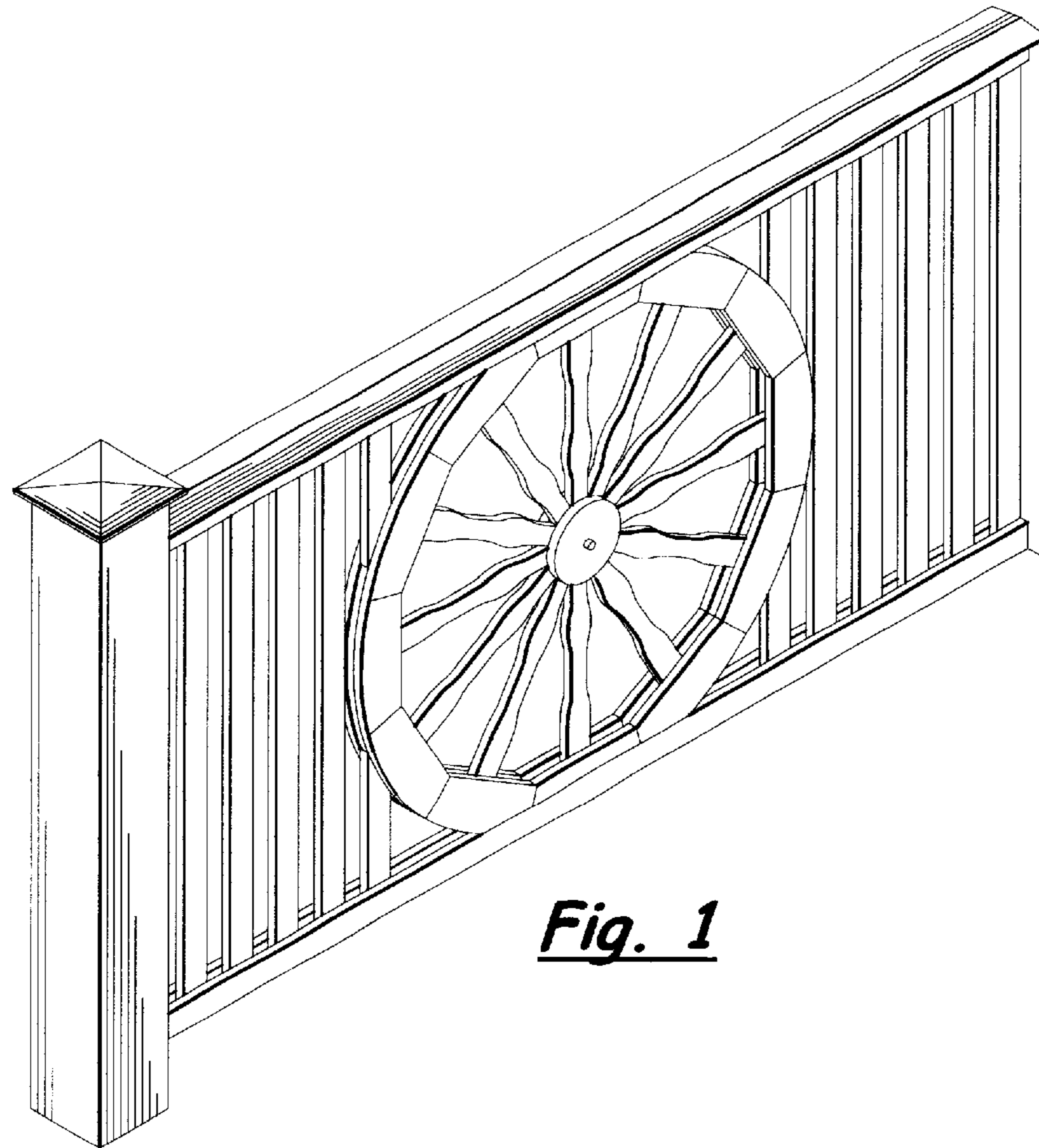


Fig. 1

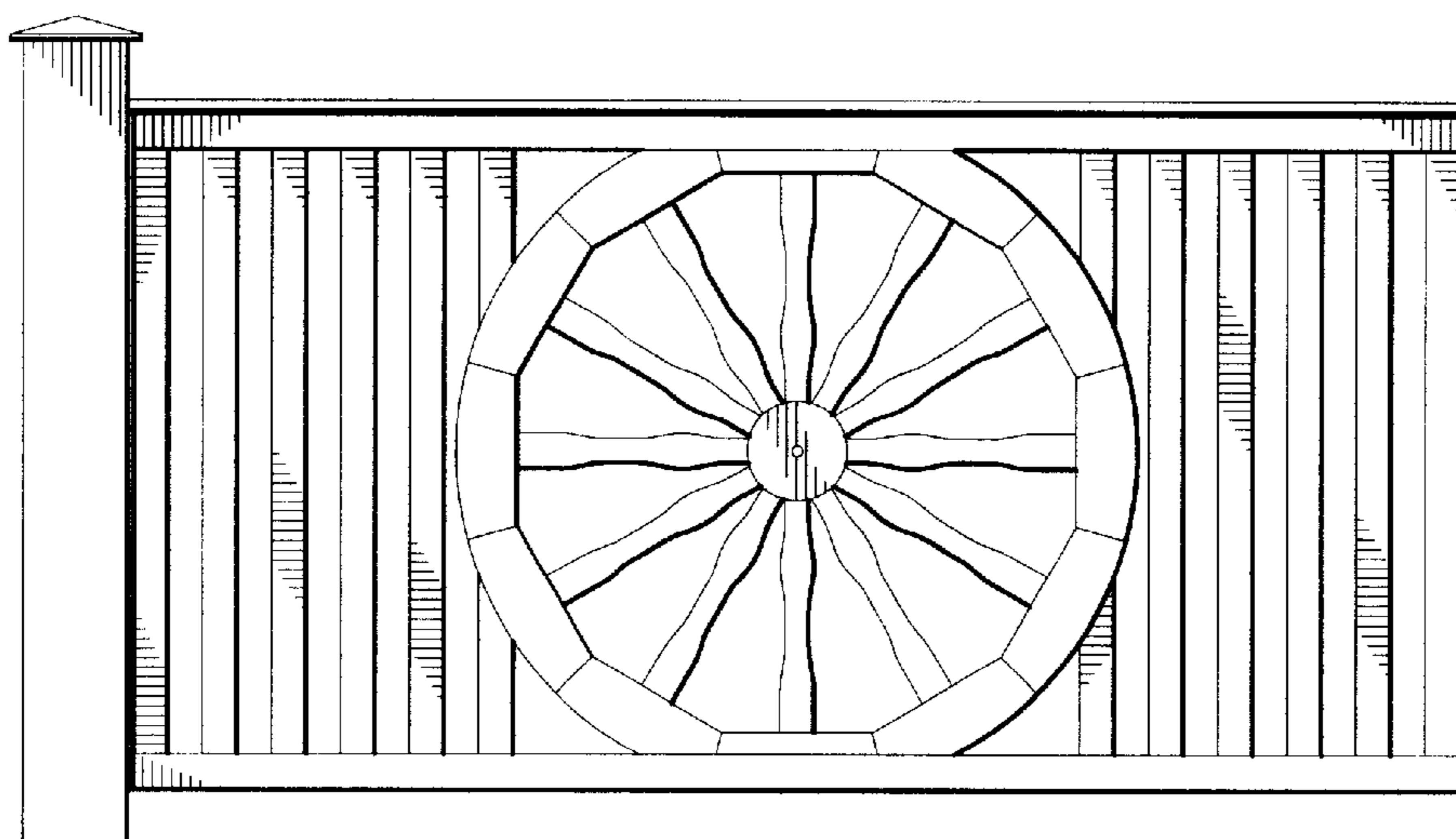


Fig. 2

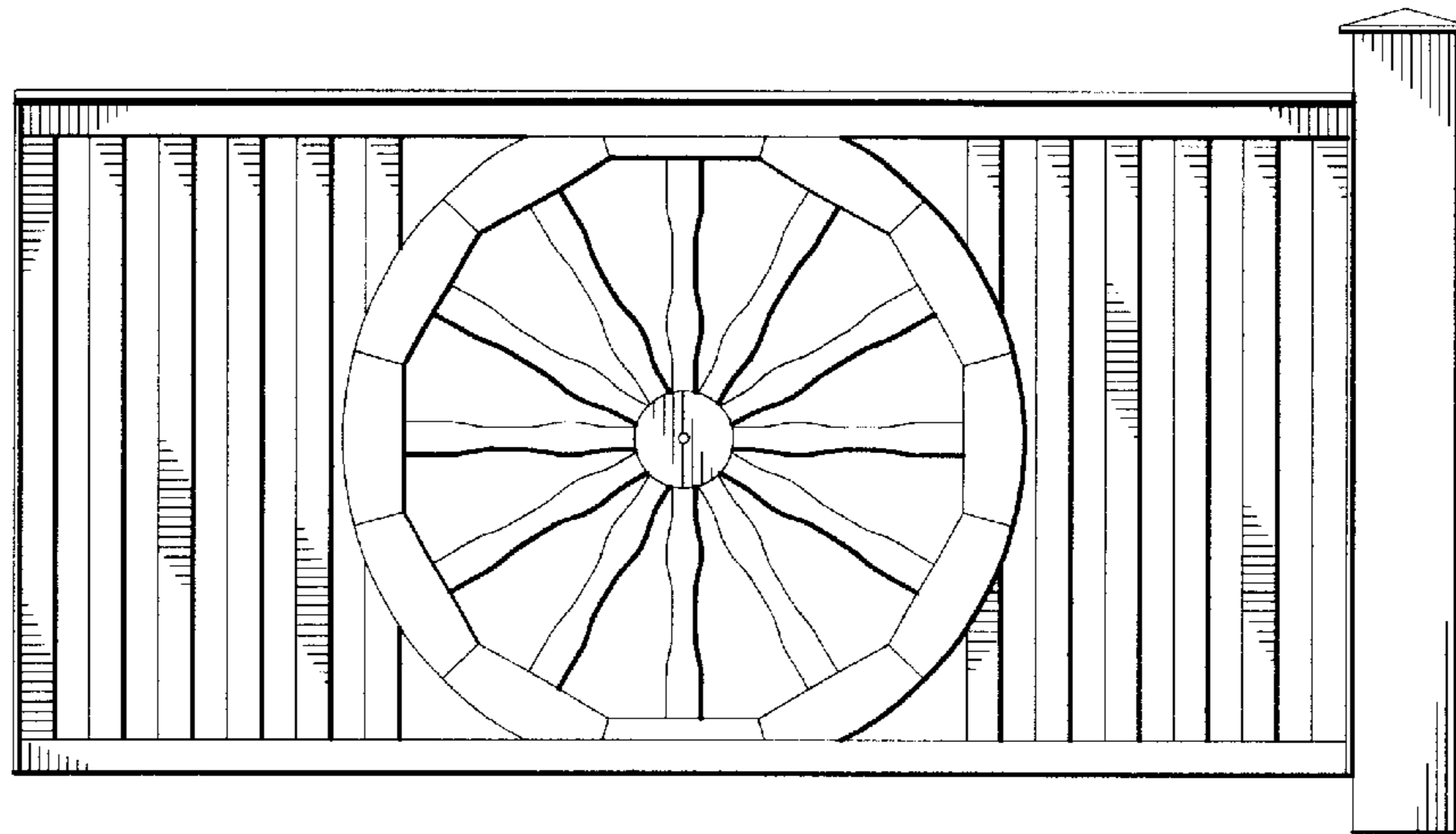


Fig. 3




Fig. 4




Fig. 5

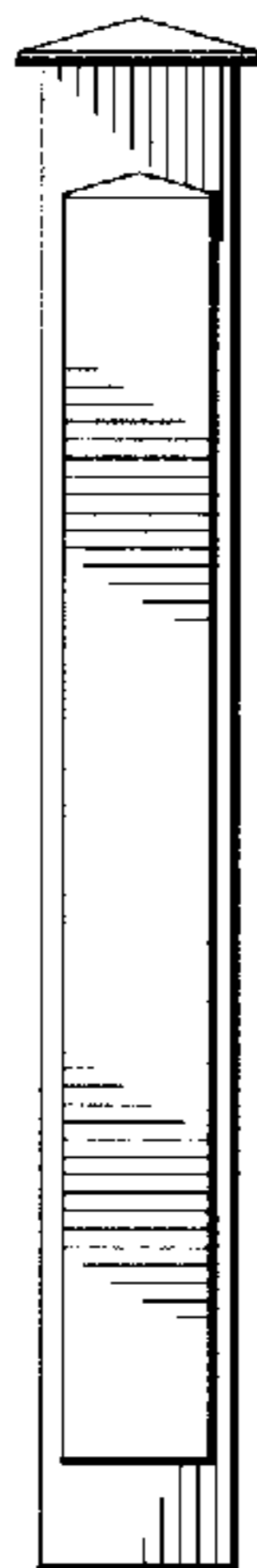


Fig. 6




Fig. 7