



US00D539413S

(12) **United States Design Patent**
Parker et al.

(10) **Patent No.:** **US D539,413 S**
(45) **Date of Patent:** **** Mar. 27, 2007**

(54) **HIGH EFFICIENCY AIR CONDITIONER
CONDENSER TWISTED FAN BLADES AND
HUB**

(75) Inventors: **Danny S. Parker**, Cocoa Beach, FL
(US); **John Sherwin**, Cocoa Beach, FL
(US); **Bart Hibbs**, Altadena, CA (US)

(73) Assignee: **Research Foundation of the
University of Central Florida, Inc.**,
Orlando, FL (US)

(**) Term: **14 Years**

(21) Appl. No.: **29/231,433**

(22) Filed: **Jun. 3, 2005**

Related U.S. Application Data

(62) Division of application No. 29/178,526, filed on Mar. 27,
2003, now Pat. No. Des. 510,998.

(51) **LOC (8) Cl.** **23-04**

(52) **U.S. Cl.** **D23/411**

(58) **Field of Classification Search** D23/411,
D23/413, 370, 379; 416/223 R, 238, 244 R;
D12/214; 62/426

See application file for complete search history.

(56) **References Cited**

U.S. PATENT DOCUMENTS

2,638,757 A	5/1953	Borgerd	62/140
3,995,442 A	12/1976	Cavezza	62/259
4,470,271 A	9/1984	Draper	62/259.1
4,526,506 A	7/1985	Koger	415/98
4,971,143 A	11/1990	Hogan	165/122
4,971,520 A	11/1990	Van Houten	416/169
5,320,493 A	6/1994	Shih	416/223

5,624,234 A	4/1997	Neely	416/238
5,809,800 A	9/1998	Deal	62/507
6,129,528 A	10/2000	Bradbury	417/423
6,185,954 B1	2/2001	Smiley	62/426
D510,998 S	* 10/2005	Parker et al.	D23/411

OTHER PUBLICATIONS

Kernstock, Slashing Through the Noise Barrier, *Defense Daily Network—Rotor & Wing's Cover Story*, Aug. 1999, p. 1-11.

* cited by examiner

Primary Examiner—Lisa Lichtenstein

(74) *Attorney, Agent, or Firm*—Brian S. Steinberger Law
Offices of Brian S. Steinberger, P.A.

(57) **CLAIM**

The ornamental design for a high efficiency air conditioner condenser twisted fan blades and hub, as shown and described.

DESCRIPTION

FIG. 1 is a perspective view of a high efficiency air conditioner condenser twisted fan blades with hub.

FIG. 2 is a front side elevation view of the high efficiency air conditioner condenser twisted fan blades and hub of FIG. 1.

FIG. 3 is a left side end view of the high efficiency air conditioner condenser twisted fan blades and hub of FIG. 1.

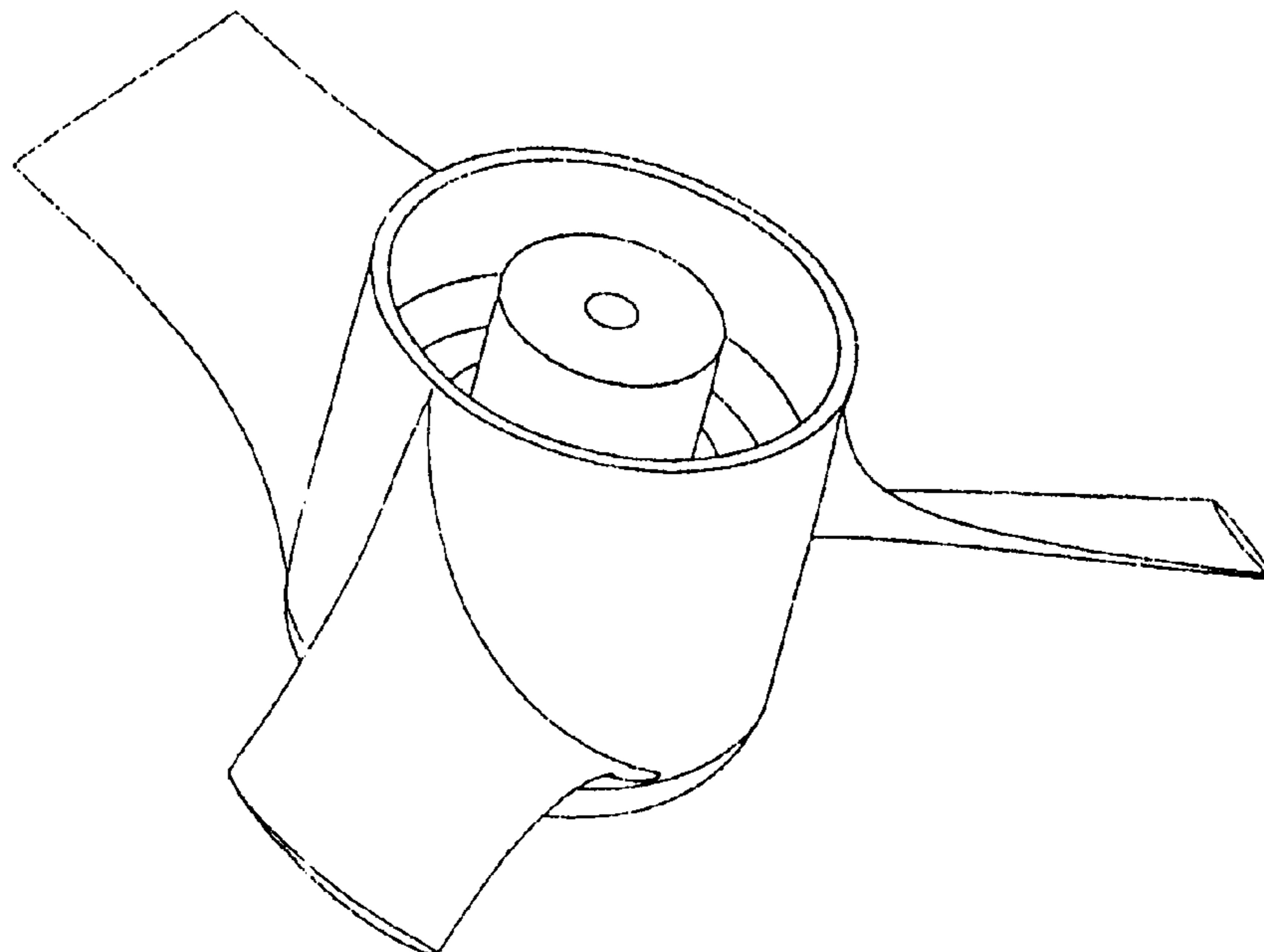
FIG. 4 is a right side end view of the high efficiency air conditioner condenser twisted fan blades and hub of FIG. 1.

FIG. 5 is a bottom elevation view of the high efficiency air conditioner condenser twisted fan blades and hub of FIG. 1;

and,

FIG. 6 is a top elevation view of the high efficiency air conditioner condenser twisted fan blades and hub of FIG. 1.

1 Claim, 3 Drawing Sheets



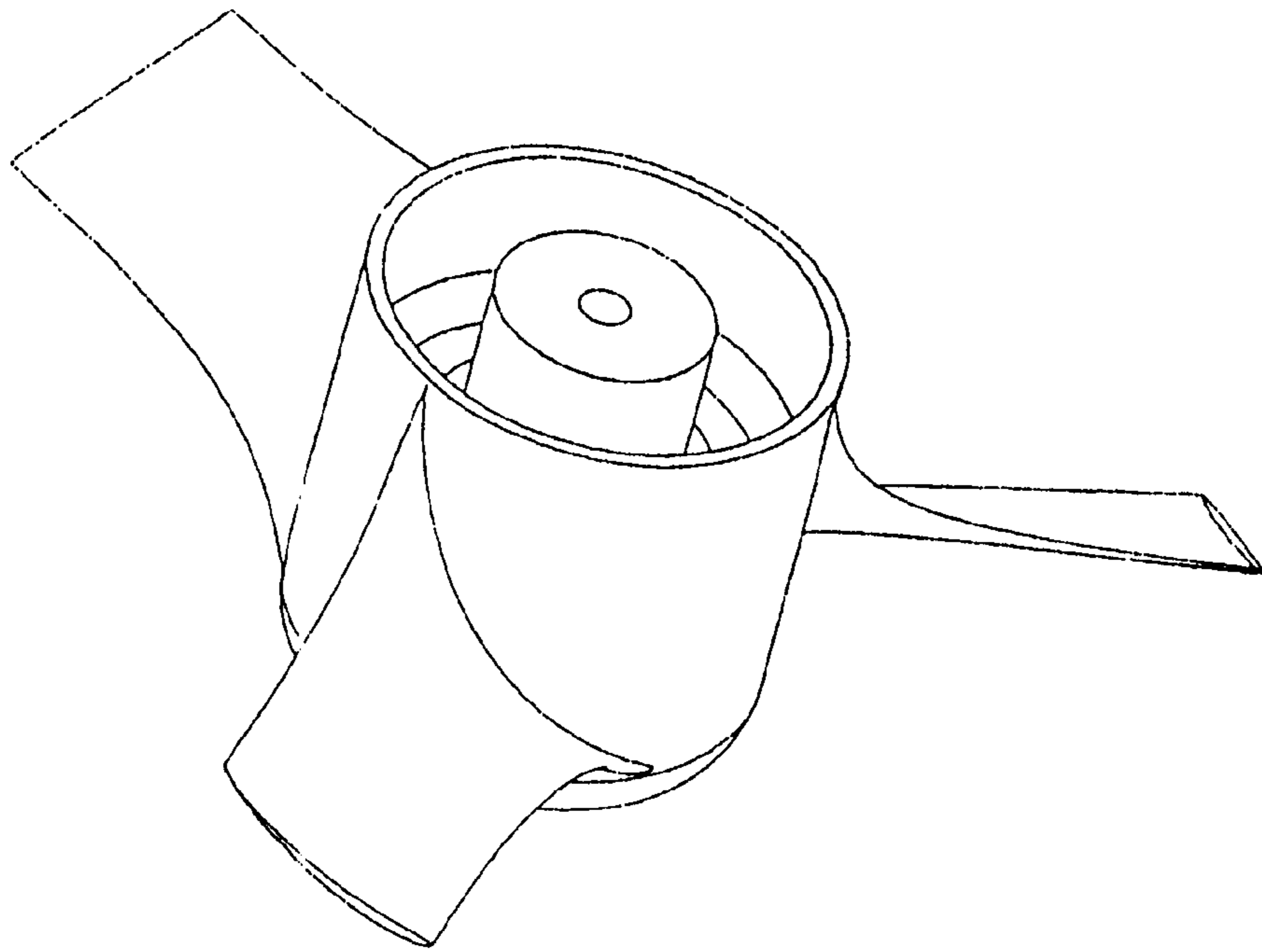


FIG. 1

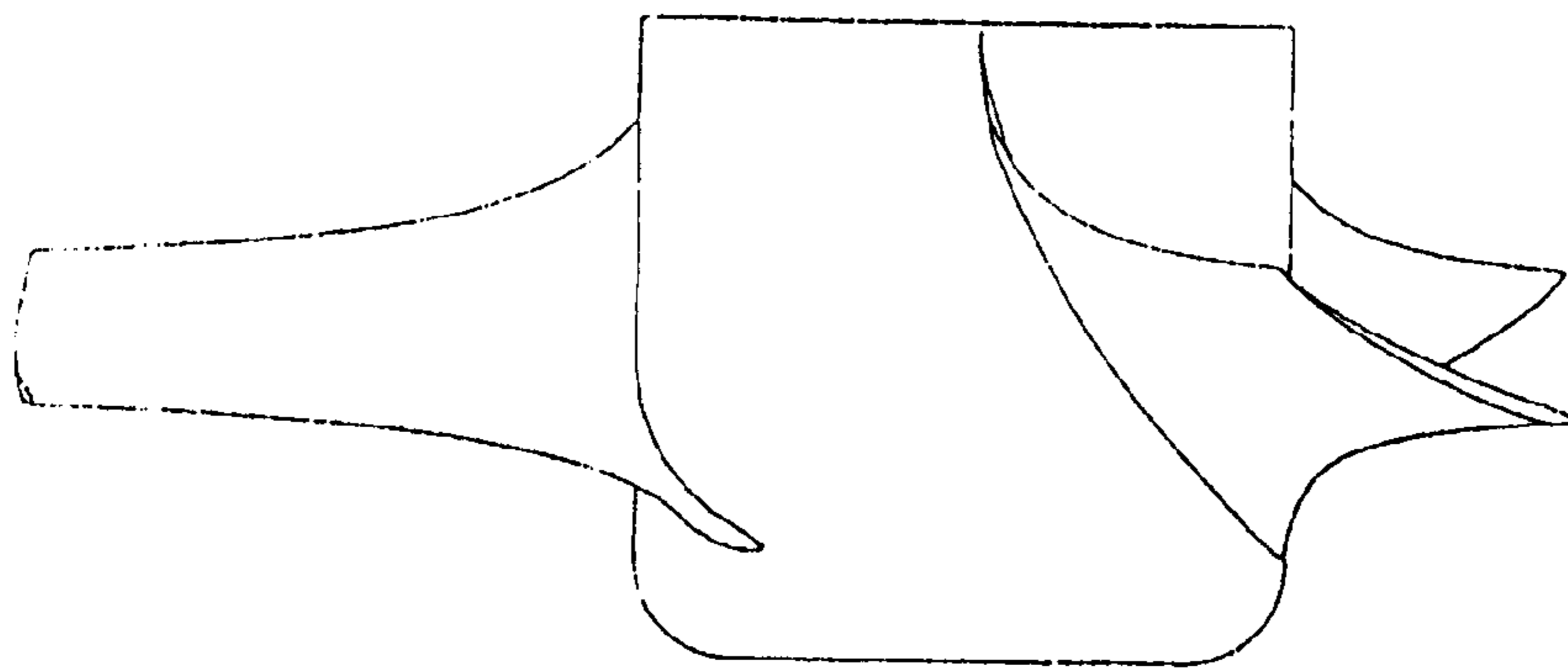


FIG. 2




FIG. 3




FIG. 4

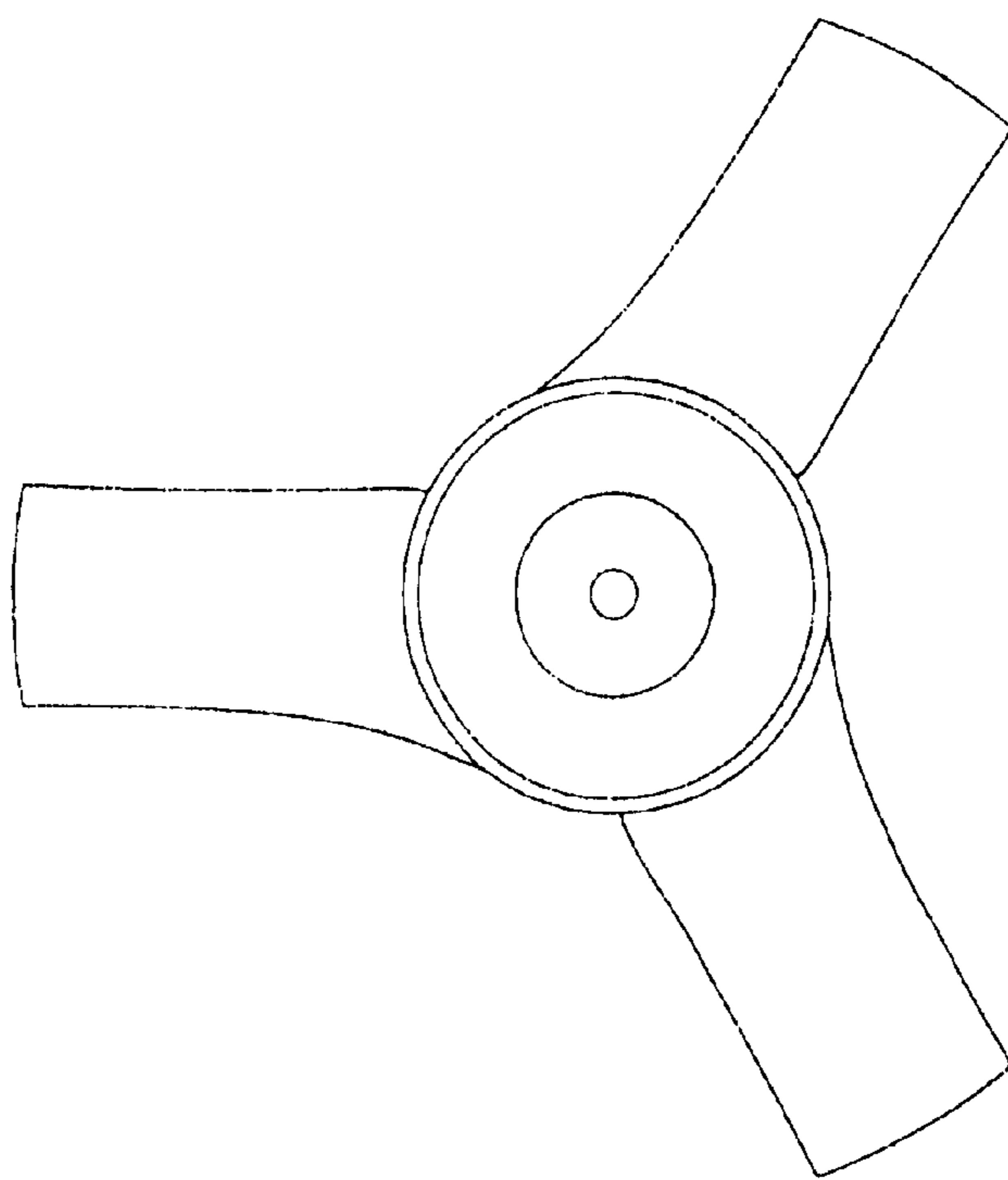


FIG. 5

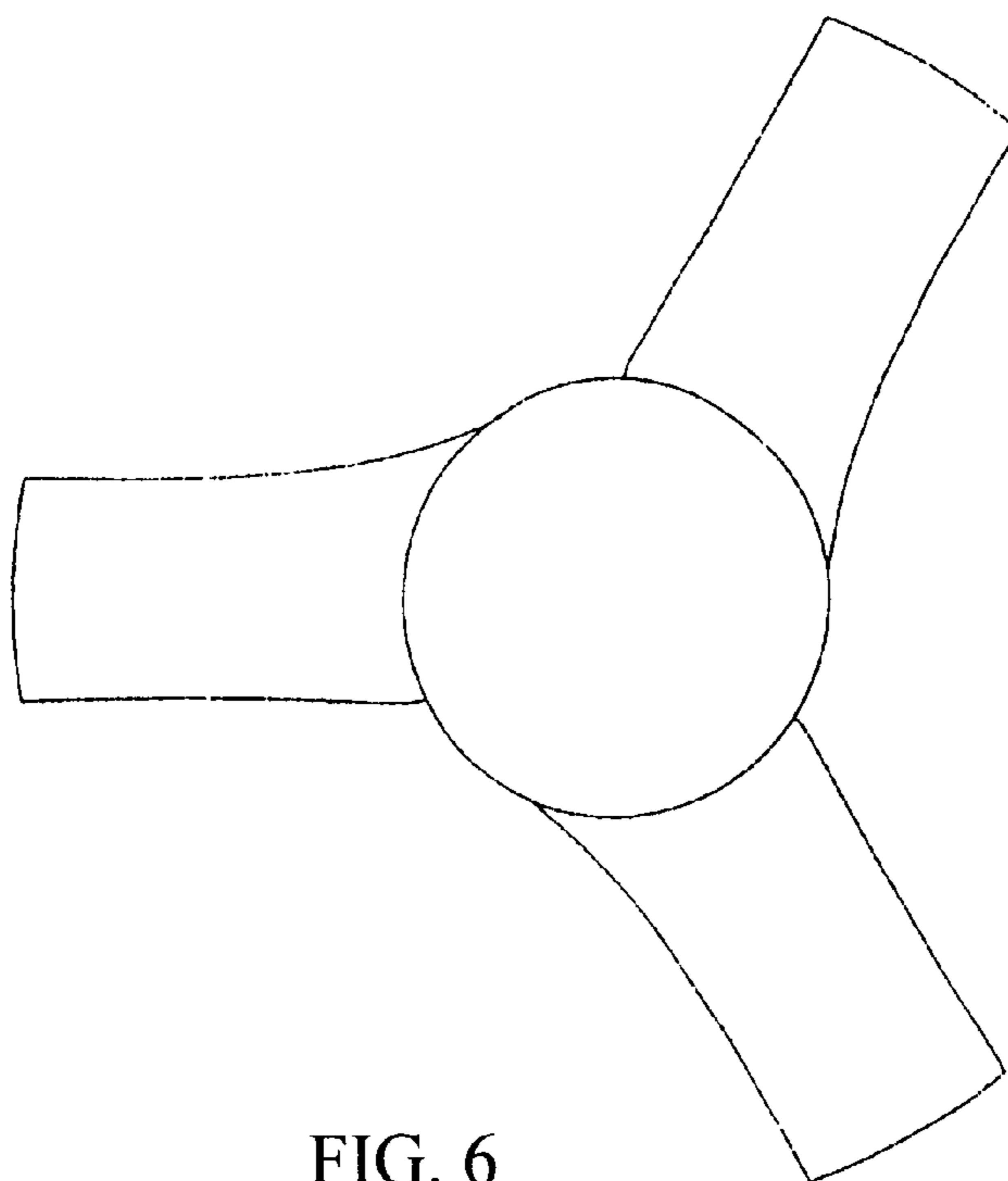


FIG. 6