



US00D539411S

(12) **United States Design Patent**  
**Fok**

(10) **Patent No.:** **US D539,411 S**

(45) **Date of Patent:** **\*\* Mar. 27, 2007**

(54) **ELECTRIC FAN**

D479,874 S \* 9/2003 Shapiro ..... D23/378  
D483,466 S \* 12/2003 Shapiro ..... D23/378  
D522,124 S \* 5/2006 Bucher et al. .... D23/378

(76) **Inventor:** **Su-Tim Fok**, 6<sup>th</sup> Jihua Road, Foshan  
City, Guangdong Province (CN),  
528000

\* cited by examiner

(\*\*) **Term:** **14 Years**

*Primary Examiner*—Lisa Lichtenstein  
(74) *Attorney, Agent, or Firm*—Sughrue Mion, PLLC.;  
Joseph Bach, Esq.

(21) **Appl. No.:** **29/254,515**

(22) **Filed:** **Feb. 24, 2006**

(57) **CLAIM**

(30) **Foreign Application Priority Data**

Aug. 26, 2005 (CN) ..... 200530067868

The ornamental design for an electric fan, as shown and described.

(51) **LOC (8) Cl.** ..... **23-04**

(52) **U.S. Cl.** ..... **D23/378**

(58) **Field of Classification Search** ..... D23/378,  
D23/381, 411; 416/246, 247 R  
See application file for complete search history.

**DESCRIPTION**


FIG. 1 is a top view of an electric fan;  
FIG. 2 is a front view thereof;  
FIG. 3 is a right side view thereof;  
FIG. 4 is a left side view thereof;  
FIG. 5 is a perspective view thereof; and,  
FIG. 6 is a rear view thereof.

(56) **References Cited**

**U.S. PATENT DOCUMENTS**

D423,093 S \* 4/2000 Fok ..... D23/378

**1 Claim, 3 Drawing Sheets**






FIG. 1

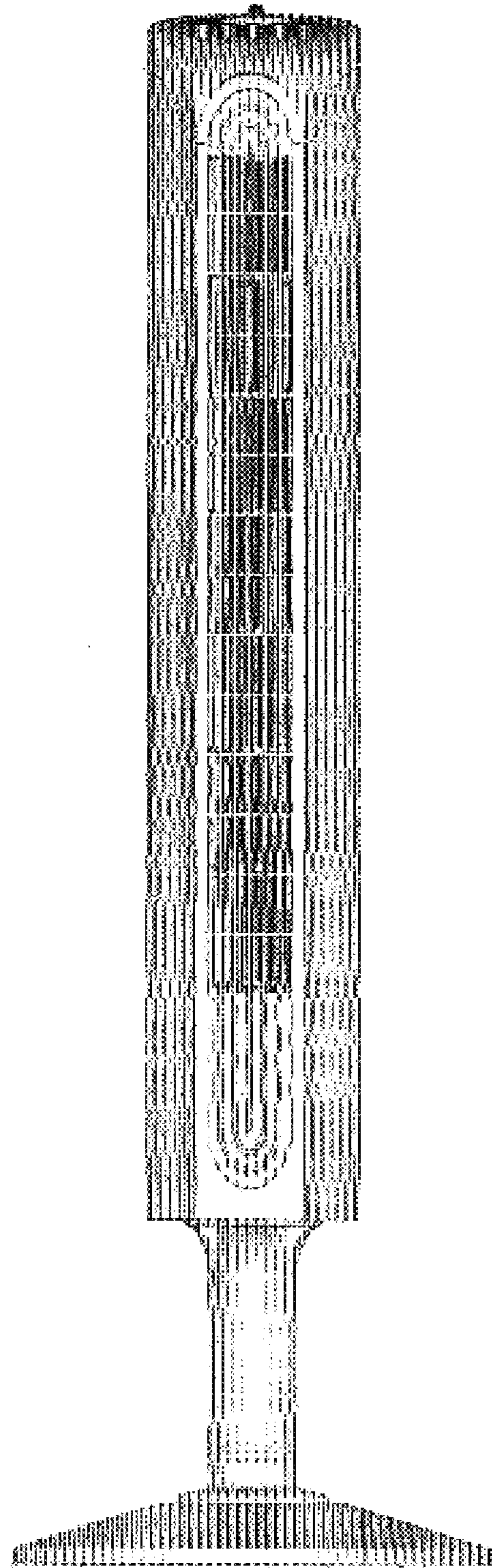


FIG. 2




FIG. 3

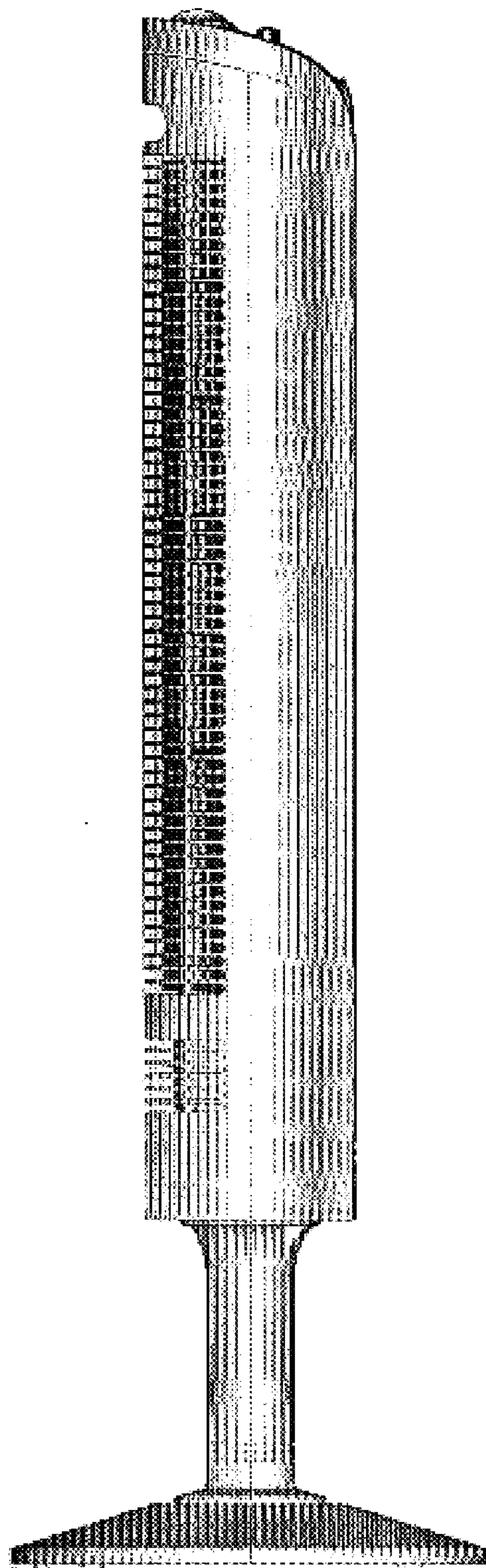


FIG. 4

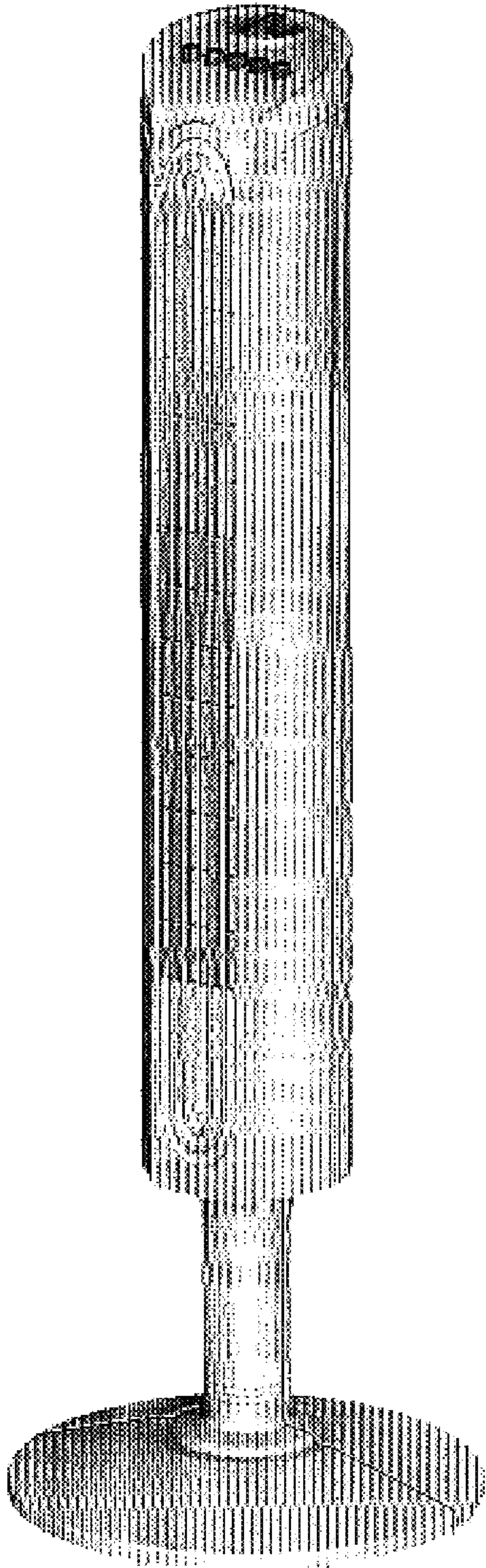


FIG. 5




FIG. 6