



US00D539398S

(12) **United States Design Patent**  
**Stafford**

(10) **Patent No.:** **US D539,398 S**

(45) **Date of Patent:** **\*\* Mar. 27, 2007**

(54) **STEP-THROUGH BATHTUB INSERT**

D455,479 S \* 4/2002 Asack et al. .... D23/304  
D528,195 S \* 9/2006 Stevenson ..... D23/304

(76) Inventor: **Donald D. Stafford**, 6468 Springdale Rd., Cincinnati, OH (US) 45247

\* cited by examiner

(\*\*) Term: **14 Years**

*Primary Examiner*—Robert A. Delehanty  
(74) *Attorney, Agent, or Firm*—Neal O. Willmann

(21) Appl. No.: **29/257,799**

(57) **CLAIM**

(22) Filed: **Apr. 11, 2006**

I claim the ornamental design for the step-through bathtub insert, as shown and described.

(51) **LOC (8) Cl.** ..... **23-02**

(52) **U.S. Cl.** ..... **D23/304**

(58) **Field of Classification Search** ..... D23/303–307;  
D24/204–205; 4/580, 585, 661  
See application file for complete search history.

**DESCRIPTION**


FIG. 1 is a top plan view of said bathtub insert;  
FIG. 2 is an elevated front view thereof;  
FIG. 3 is an elevated back view thereof;  
FIG. 4 is an elevated right end view thereof, the left end being a mirror image of the right side; and,  
FIG. 5 is bottom plan view of said bathtub insert.

(56) **References Cited**

**U.S. PATENT DOCUMENTS**

D339,856 S \* 9/1993 Levien ..... D23/306  
D361,831 S \* 8/1995 Pokosa ..... D23/304  
D394,900 S \* 6/1998 Kang ..... D23/307

**1 Claim, 1 Drawing Sheet**






Fig. 1



Fig. 2

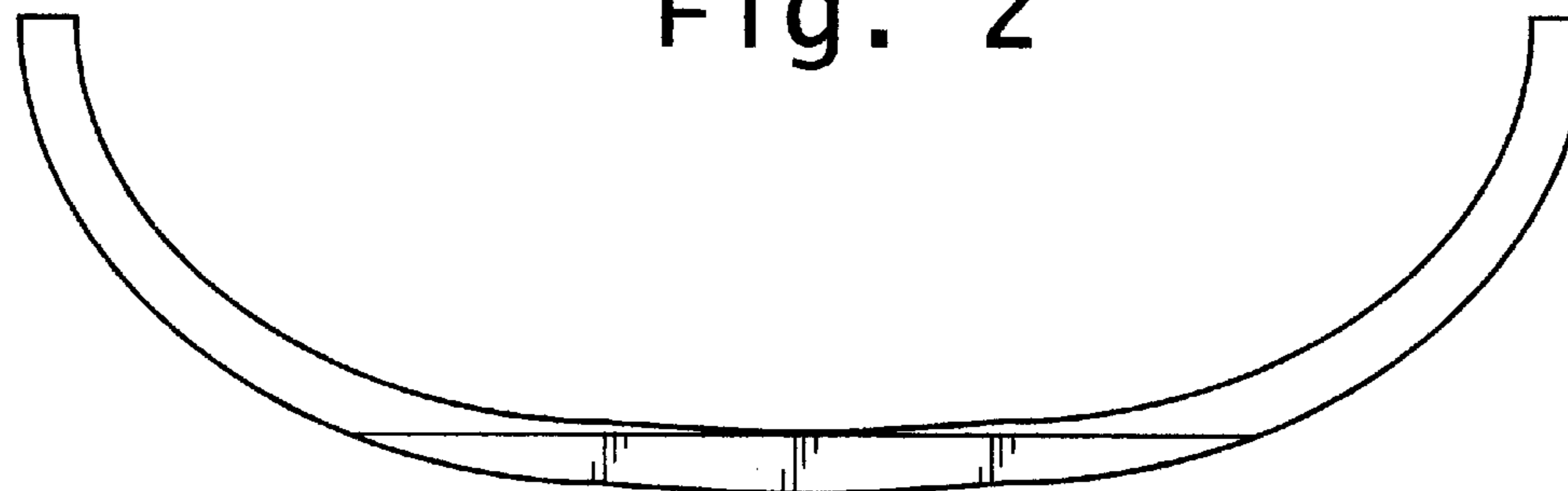


Fig. 3

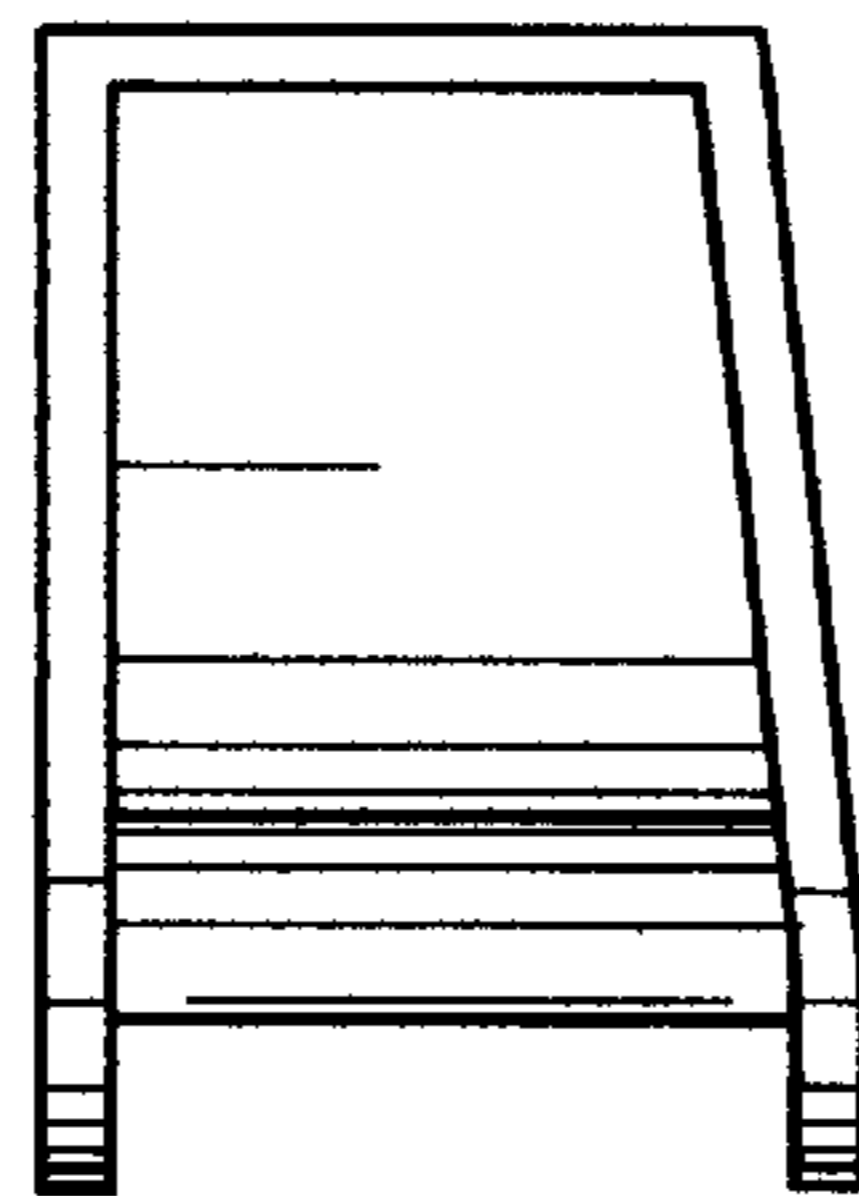


Fig. 4




Fig. 5