



US00D539369S

(12) **United States Design Patent**
Makowsky

(10) **Patent No.:** **US D539,369 S**

(45) **Date of Patent:** **** Mar. 27, 2007**

(54) **SHOCK-ABSORBING COATED SOLID AND QUIET PADDLE**

(76) Inventor: **Brad Lee Makowsky**, 22362 Eagle Rock Way, Laguna Beach, CA (US) 92651

(**) Term: **14 Years**

(21) Appl. No.: **29/246,608**

(22) Filed: **Apr. 26, 2006**

(51) **LOC (8) Cl.** **21-02**

(52) **U.S. Cl.** **D21/729**

(58) **Field of Classification Search** D21/729-732;
473/524, 527-530, 549-553

See application file for complete search history.

(56) **References Cited**

U.S. PATENT DOCUMENTS

D240,055 S	*	5/1976	Spivey, II	D21/732
D246,263 S	*	11/1977	Spivey, II	D21/732
D251,514 S	*	4/1979	Spivey, II	D21/732
D260,408 S	*	8/1981	Ruffing	D21/731 X
D316,126 S	*	4/1991	Poulakis	D21/731

OTHER PUBLICATIONS

Table Tennis Paddle shown at Shanghai Double Happiness Company Internet Web Site http://www.globalsources.com/gsol/GeneralManager?design=clean&language=en&action=GetSupplier&page=supplier/LargeImage&supplier_id=6008801050637&action=

GetPoint&_id=3000000152797&catalog_id=2000000003844&print_this=Y&action=GetProduct&product_id=1001625529.

* cited by examiner

Primary Examiner—Mitchell Siegel

(74) *Attorney, Agent, or Firm*—William Keyworth; Bill & Mary Lou Inc.

(57) **CLAIM**

The ornamental design for a shock-absorbing coated solid and quiet paddle, as shown and described.

DESCRIPTION

FIG. 1 is a front elevational view of the shock-absorbing coated solid and quiet paddle, the undisclosed rear being identical;

FIG. 2 is a side elevational view of the shock-absorbing coated solid and quiet paddle thereof, the undisclosed opposite side being identical;

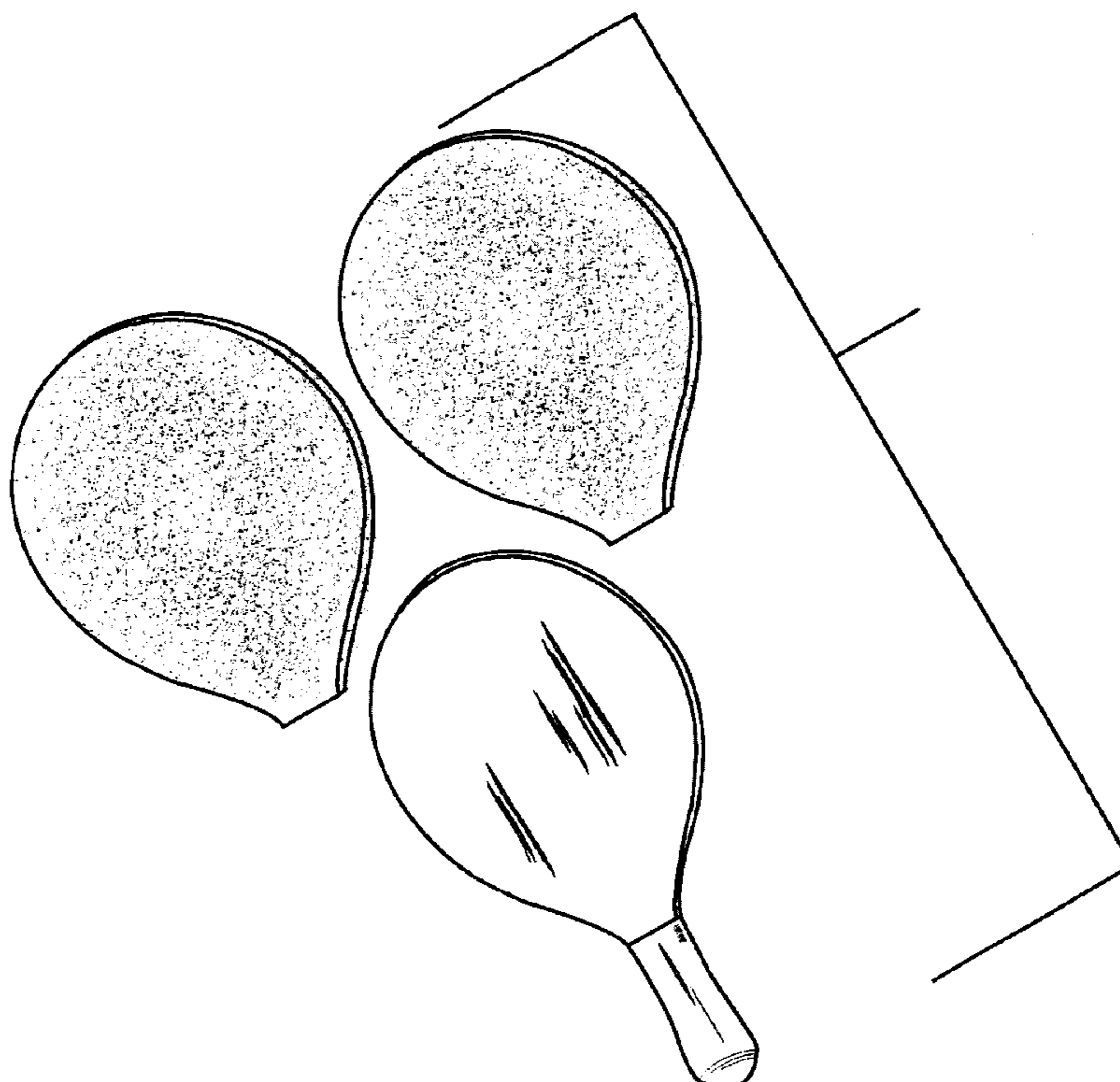
FIG. 3 is a bottom view of the shock-absorbing coated solid and quiet paddle thereof;

FIG. 4 is a top view of the shock-absorbing coated solid and quiet paddle thereof;

FIG. 5 is a reduced perspective view of the shock-absorbing coated solid and quiet paddle thereof, the broken line showing is included for the purpose of illustrating and forms no part of the claimed design; and,

FIG. 6 is an exploded view of the shock-absorbing coated solid and quiet paddle of FIG. 1.

1 Claim, 4 Drawing Sheets



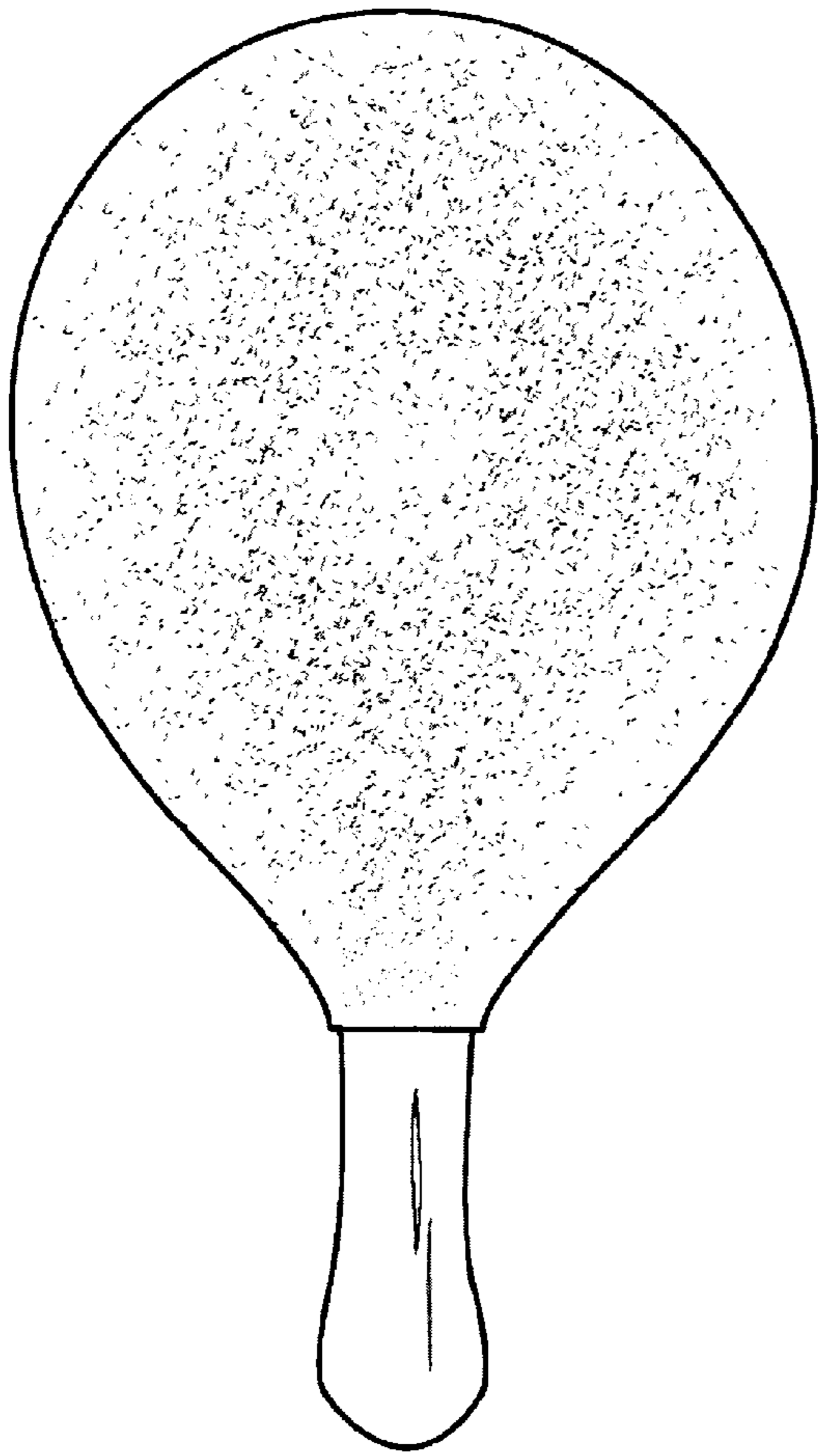


Fig. 1




Fig. 2

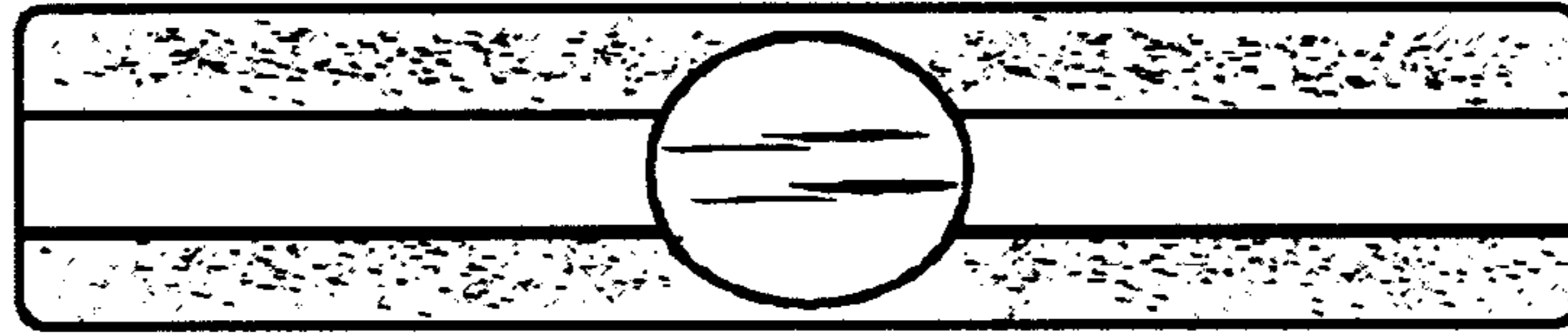


Fig. 3




Fig. 4

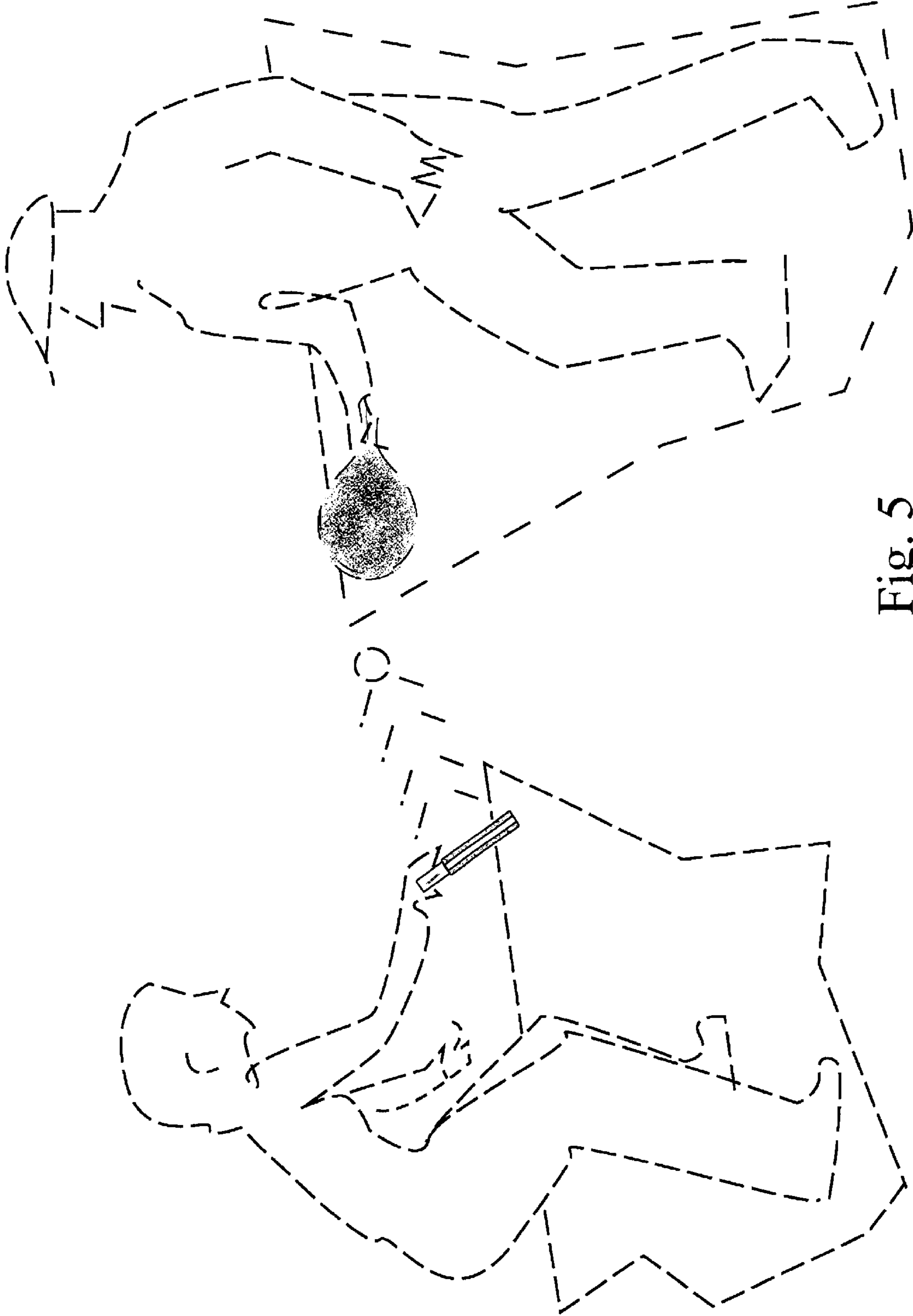


Fig. 5

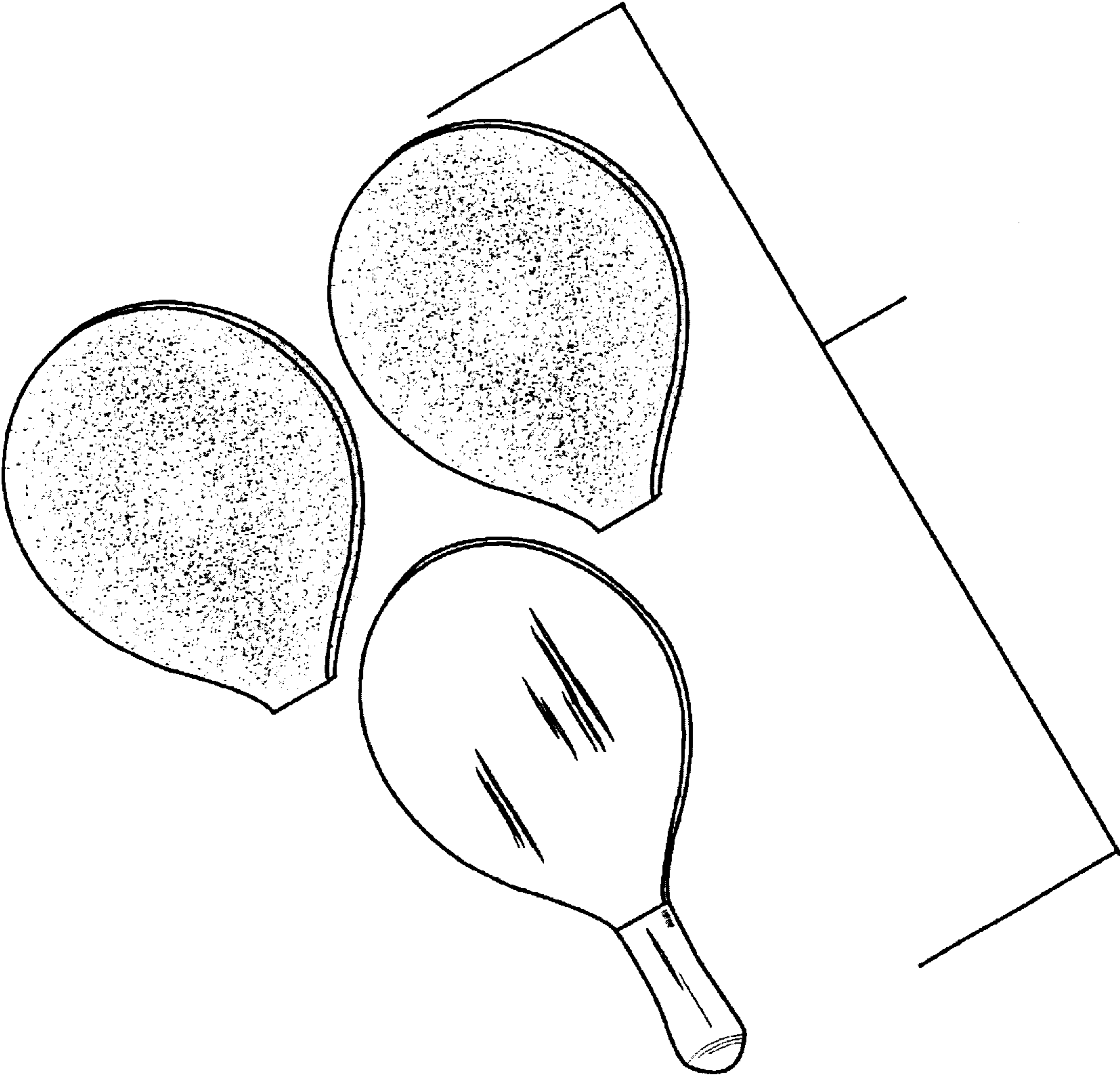


Fig 6