

US00D539349S

(12) **United States Design Patent**
Katami

(10) **Patent No.:** **US D539,349 S**

(45) **Date of Patent:** **** Mar. 27, 2007**

(54) **WRITING INSTRUMENT**

(75) Inventor: **Kazunor Katami**, Tsurugashima (JP)

(73) Assignee: **Tombow Pencil Co., Ltd.**, Tokyo (JP)

(**) Term: **14 Years**

(21) Appl. No.: **29/233,860**

(22) Filed: **Jul. 12, 2005**

(30) **Foreign Application Priority Data**

Jan. 18, 2005 (JP) 2005-001103

(51) **LOC (8) Cl.** **19-06**

(52) **U.S. Cl.** **D19/51**

(58) **Field of Classification Search** D19/36,
D19/41-51, 54-57; 24/11 R, 11 F, 11 P;
401/52, 99, 100, 104, 105, 106, 107, 108,
401/109, 192, 195

See application file for complete search history.

(56) **References Cited**

U.S. PATENT DOCUMENTS

D242,449 S * 11/1976 Jahraus D19/45
D242,450 S * 11/1976 Jahraus D19/45

D250,478 S * 12/1978 Jahraus D19/45
D287,028 S * 12/1986 Thevenot D19/51
D444,500 S * 7/2001 Izushima D19/51
D523,081 S * 6/2006 Pellissa Beneyto D19/51
2005/0084319 A1 * 4/2005 Petroskey et al. 401/104

* cited by examiner

Primary Examiner—Elizabeth A. Albert

(74) *Attorney, Agent, or Firm*—Birch, Stewart, Kolasch & Birch, LLP

(57) **CLAIM**

The ornamental design for a writing instrument, as shown and described.

DESCRIPTION

FIG. 1 is a front view of the writing instrument showing my new design;

FIG. 2 is a left side view thereof;

FIG. 3 is a rear view thereof;

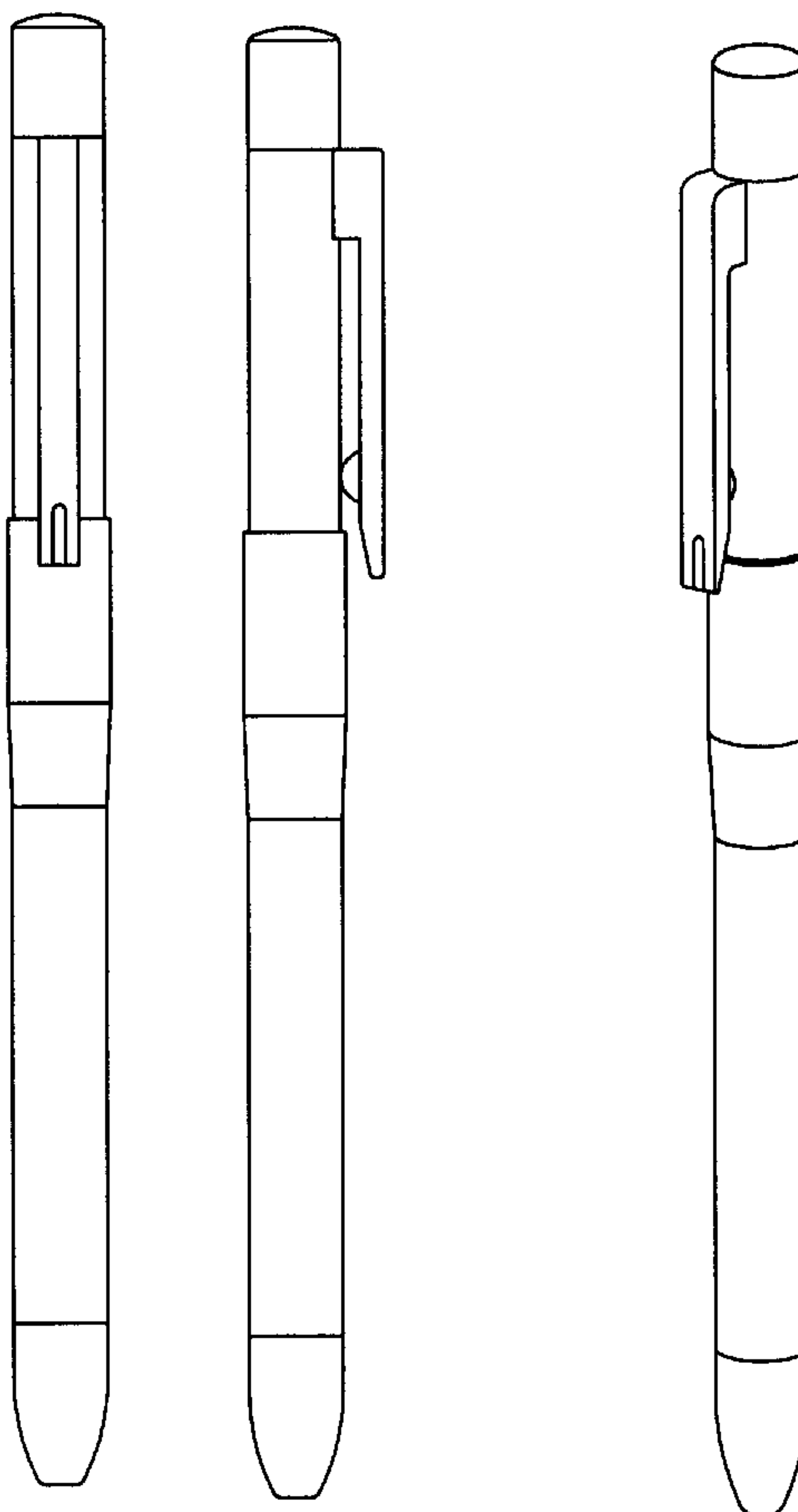
FIG. 4 is a right side view thereof;

FIG. 5 is a perspective view thereof;

FIG. 6 is a top view thereof; and,

FIG. 7 is a perspective view thereof with the writing tip protruding.

1 Claim, 4 Drawing Sheets



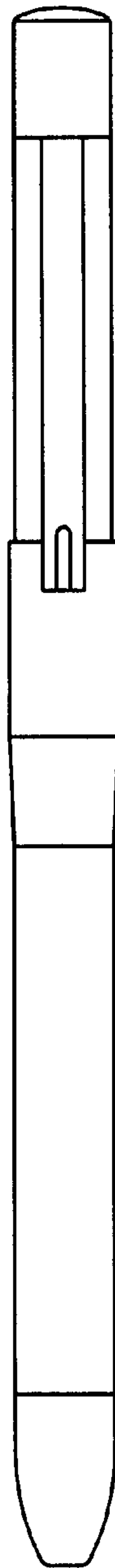


FIG. 1

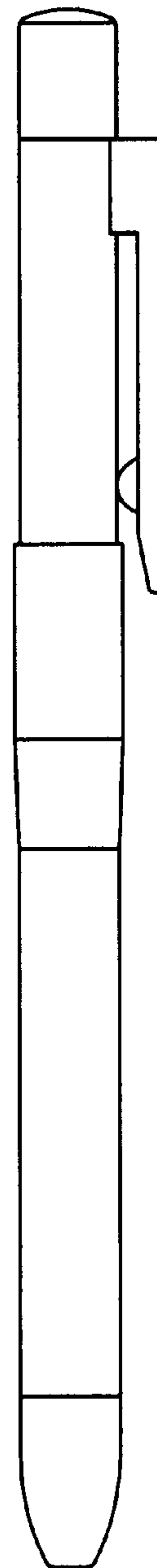


FIG. 2

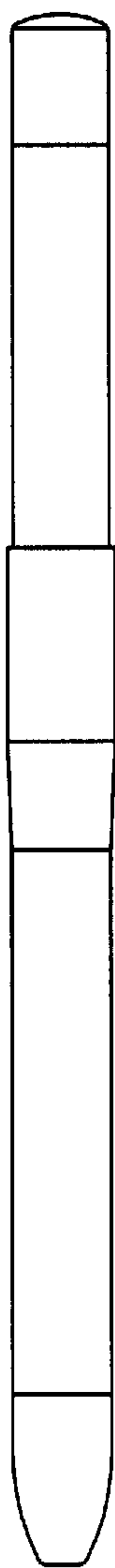


FIG. 3

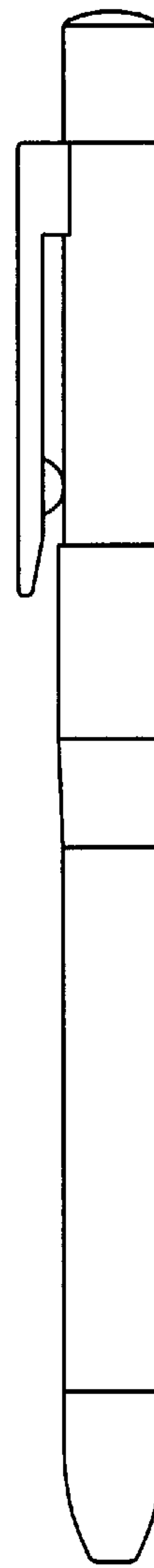


FIG. 4

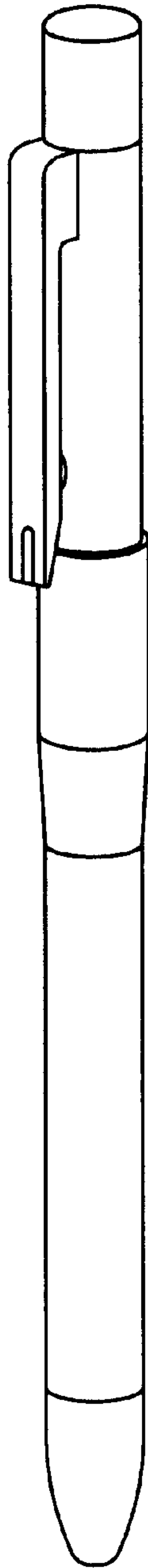


FIG. 5




FIG. 6

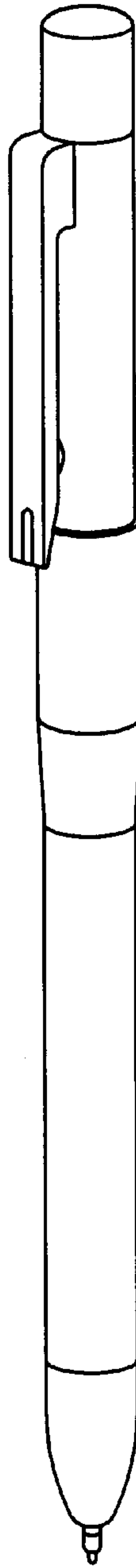


FIG. 7