



US00D539348S

(12) **United States Design Patent**  
**Hamilton et al.**

(10) **Patent No.:** **US D539,348 S**

(45) **Date of Patent:** **\*\* Mar. 27, 2007**

(54) **WRITING INSTRUMENT**

(75) Inventors: **Arthur R. Hamilton**, Indian Rocks Beach, FL (US); **Christopher K. Nelson**, Dunedin, FL (US)

(73) Assignee: **Societe BIC**, Clichy (FR)

(\*\*) Term: **14 Years**

(21) Appl. No.: **29/235,598**

(22) Filed: **Aug. 3, 2005**

(51) **LOC (8) Cl.** ..... **19-06**

(52) **U.S. Cl.** ..... **D19/50**

(58) **Field of Classification Search** ..... D19/36,  
D19/37, 41-51, 54-57; 24/11 R, 11 F, 11 P;  
401/52, 99, 100, 104, 105, 106, 107, 108,  
401/109, 192, 195, 243-247

See application file for complete search history.

(56) **References Cited**

**U.S. PATENT DOCUMENTS**

D312,096 S	*	11/1990	Vitrac	.....	D19/51
D395,674 S	*	6/1998	Boix Gacia	.....	D19/51
D441,018 S	*	4/2001	Droege	.....	D19/51
D456,845 S	*	5/2002	Rommel	.....	D19/49
D475,406 S	*	6/2003	Cetera	.....	D19/48
D485,574 S	*	1/2004	Keil	.....	D19/50

D494,218 S	*	8/2004	Anand	.....	D19/51
D498,496 S	*	11/2004	Volk	.....	D19/54
D500,522 S	*	1/2005	Rommel	.....	D19/51
D508,264 S	*	8/2005	Losel	.....	D19/50
D508,951 S	*	8/2005	Cetera	.....	D19/51
D518,102 S	*	3/2006	Lovell	.....	D19/51
D518,523 S	*	4/2006	Cetera	.....	D19/51

\* cited by examiner

*Primary Examiner*—Elizabeth A. Albert

(74) *Attorney, Agent, or Firm*—The H.T. Than Law Group

(57) **CLAIM**

The ornamental design for a writing instrument, as shown and described.

**DESCRIPTION**

FIG. 1 is a perspective view of a writing instrument showing our new design;

FIG. 2 is a front view thereof;

FIG. 3 is a back view thereof;

FIG. 4 is a right side view thereof;

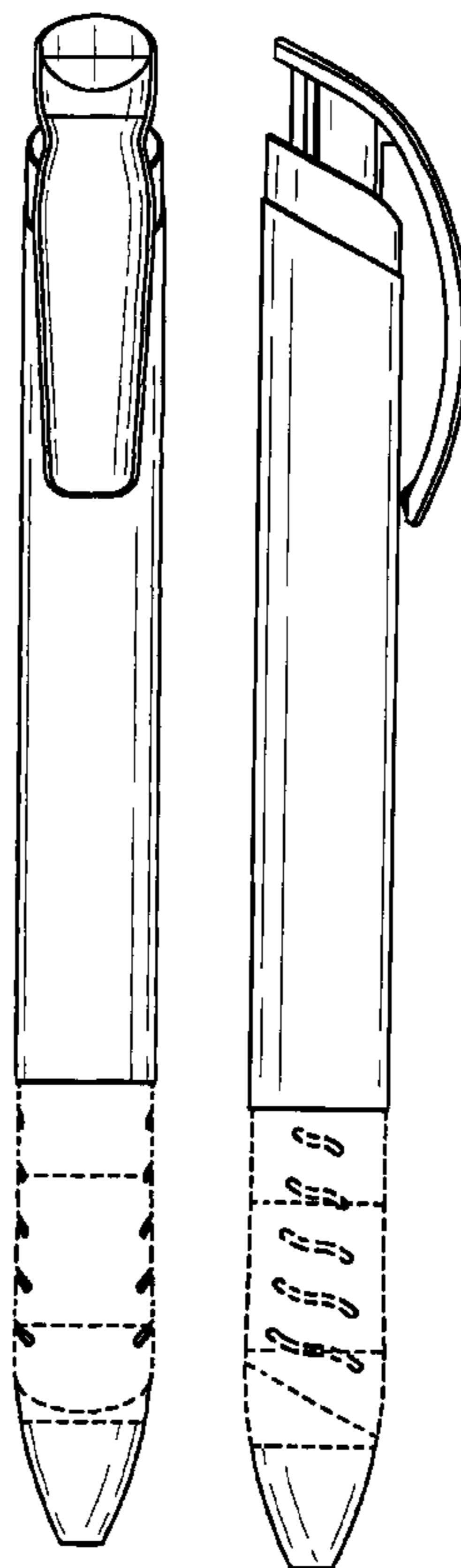
FIG. 5 is a left side view thereof;

FIG. 6 is a top plan view thereof; and,

FIG. 7 is a bottom plan view thereof.

All portions shown in broken lines are environmental and illustrative only and form no part of the claimed design.

**1 Claim, 4 Drawing Sheets**






FIG. 1

FIG. 2

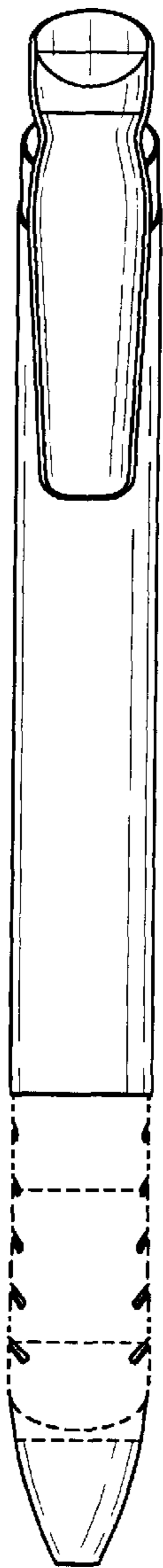


FIG. 3




FIG. 4

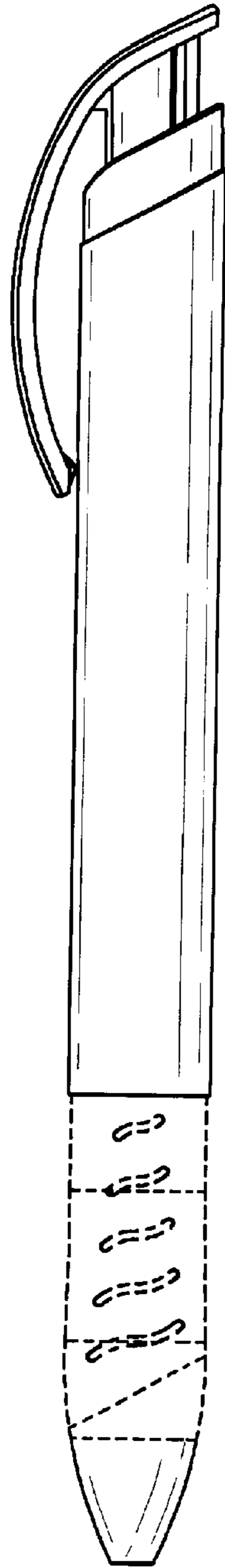
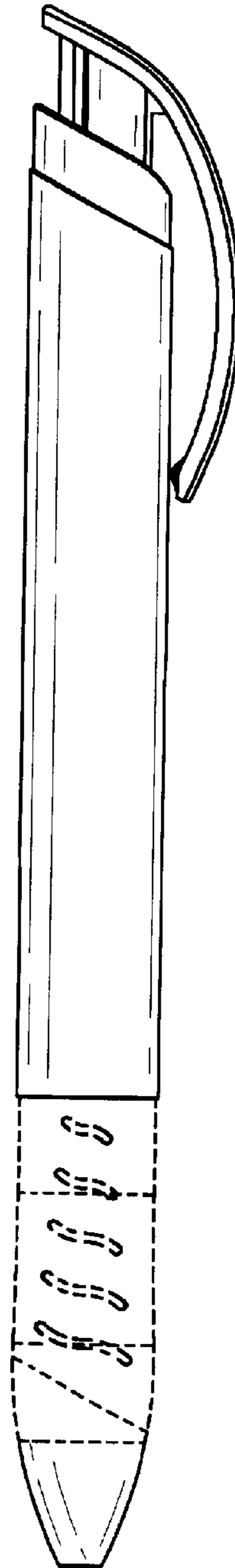


FIG. 5



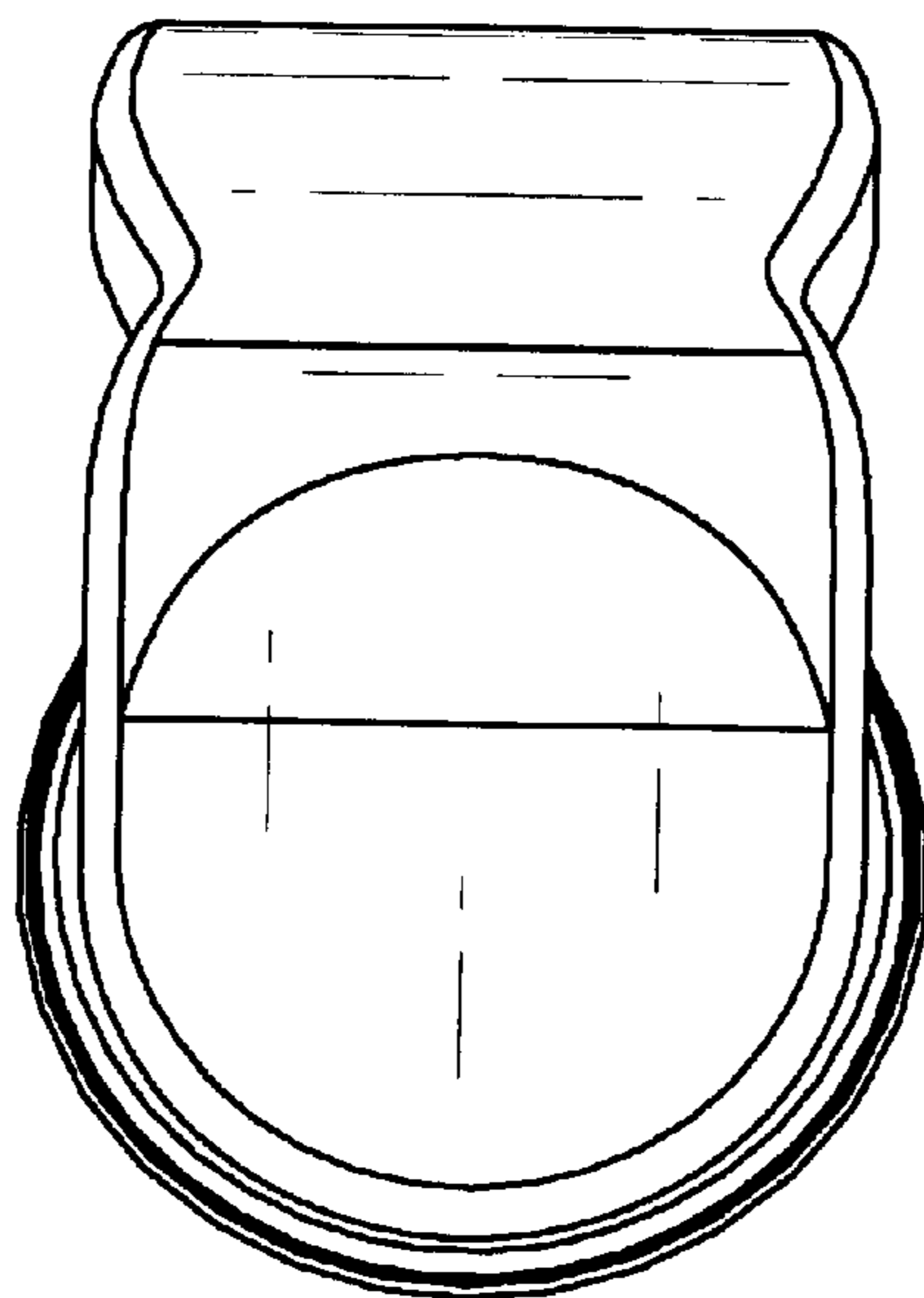


FIG. 6

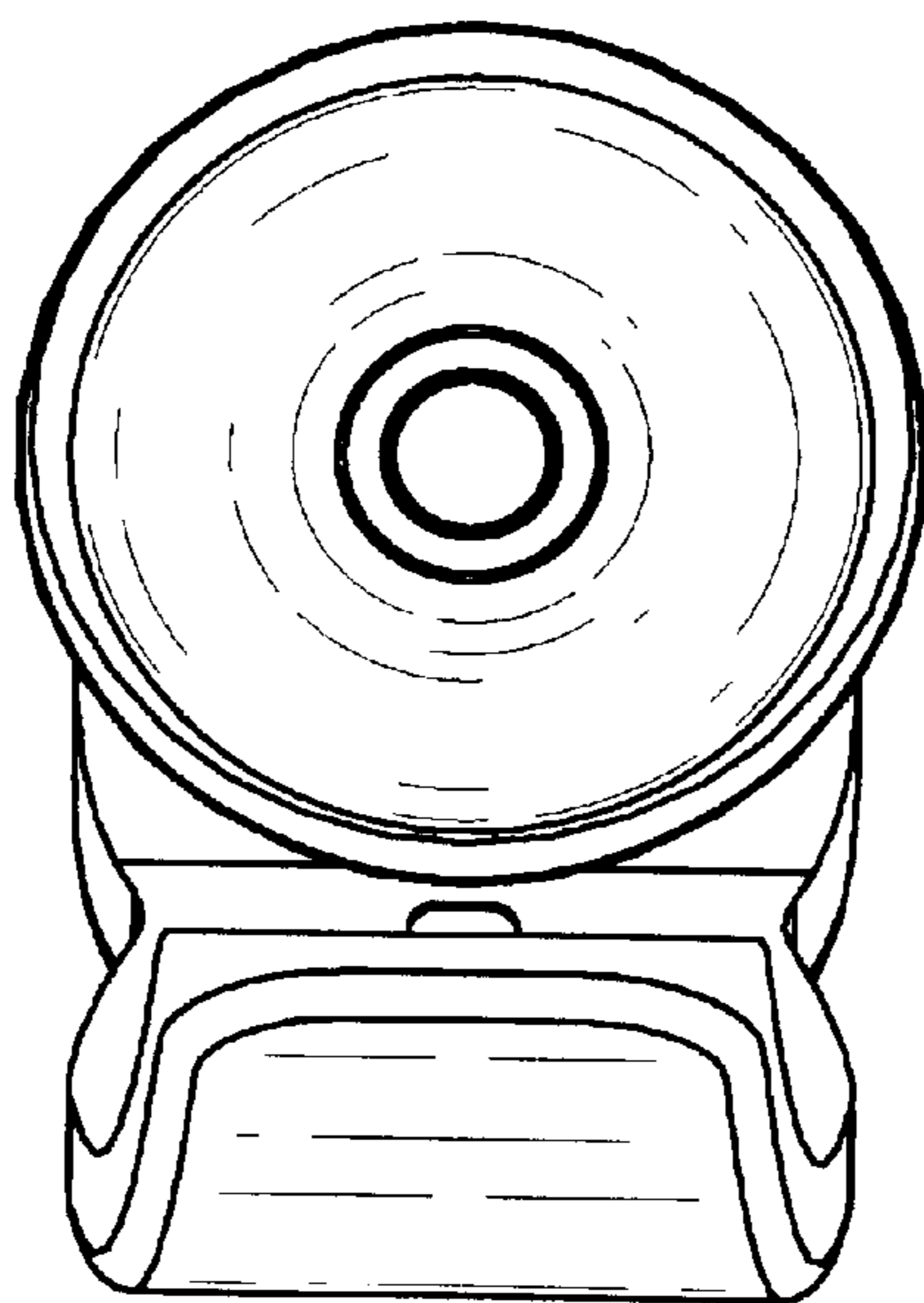


FIG. 7