



US00D539347S

(12) **United States Design Patent**  
**Hamilton**

(10) **Patent No.:** **US D539,347 S**  
(45) **Date of Patent:** **\*\* Mar. 27, 2007**

(54) **WRITING INSTRUMENT**

(75) **Inventor:** **Arthur R. Hamilton**, Indian Rocks Beach, FL (US)

(73) **Assignee:** **Societe BIC**, Clichy (FR)

(\*\*) **Term:** **14 Years**

(21) **Appl. No.:** **29/235,599**

(22) **Filed:** **Aug. 3, 2005**

(51) **LOC (8) Cl.** ..... **19-06**

(52) **U.S. Cl.** ..... **D19/48**

(58) **Field of Classification Search** ..... D19/36,  
D19/37, 41-51, 54-57; 24/11 R, 11 F, 11 P;  
401/52, 99, 100, 104, 105, 106, 107, 108,  
401/109, 192, 195, 243-247

See application file for complete search history.

(56) **References Cited**

**U.S. PATENT DOCUMENTS**

2,002,501 A \* 5/1935 Donato ..... 401/17  
3,131,675 A \* 5/1964 Wieszeck ..... 401/195  
D410,682 S \* 6/1999 Izushima ..... D19/51

6,024,104 A \* 2/2000 Dolberry ..... 132/325  
D465,809 S \* 11/2002 Deluca et al. .... D19/50  
D477,025 S \* 7/2003 Morrow ..... D19/51  
6,729,785 B2 \* 5/2004 Wijerama ..... 401/17  
2006/0002757 A1 \* 1/2006 Qiu ..... 401/107

\* cited by examiner

*Primary Examiner*—Elizabeth A. Albert

(74) *Attorney, Agent, or Firm*—The H.T. Than Law Group

(57) **CLAIM**

The ornamental design for a writing instrument, as shown and described.

**DESCRIPTION**

FIG. 1 is a perspective view of a writing instrument showing our new design;

FIG. 2 is a front view thereof;

FIG. 3 is a back view thereof;

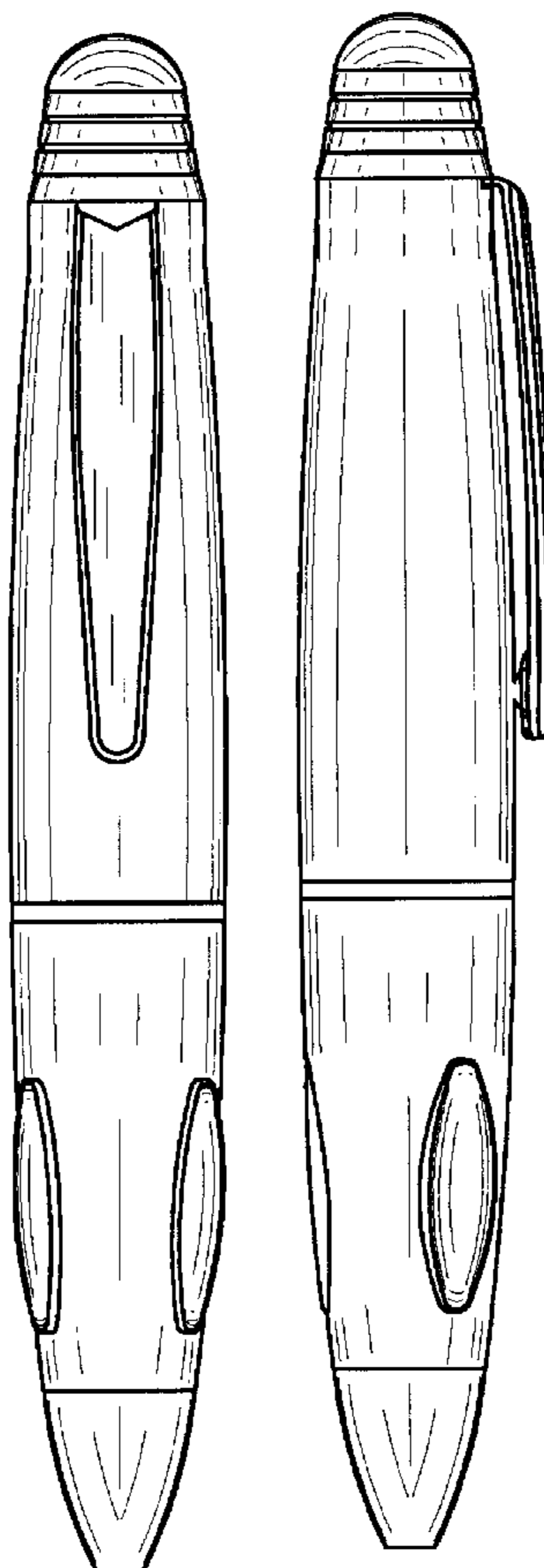
FIG. 4 is a right side view thereof;

FIG. 5 is a left side view thereof;

FIG. 6 is a top plan view thereof; and,

FIG. 7 is a bottom plan view thereof.

**1 Claim, 4 Drawing Sheets**



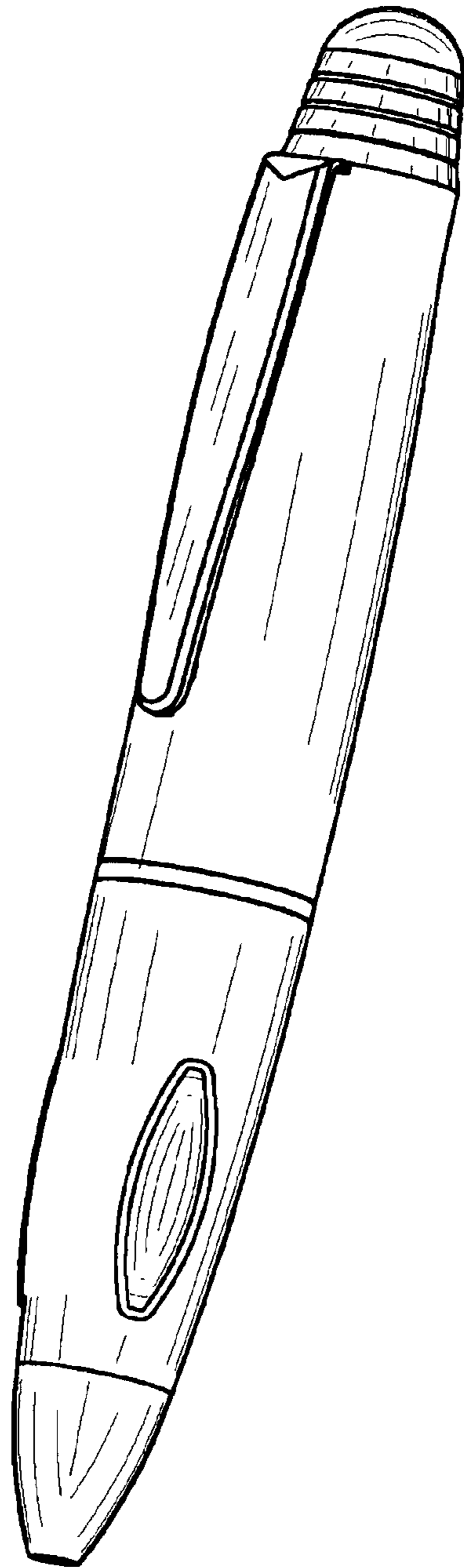


FIG. 1

FIG. 2

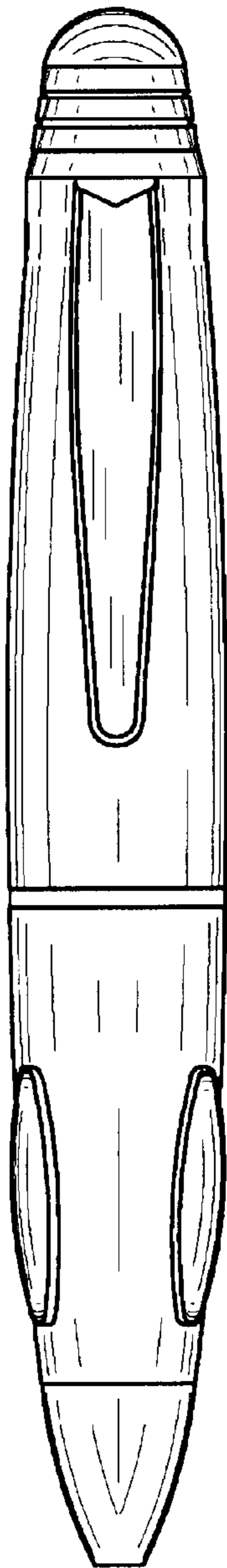


FIG. 3

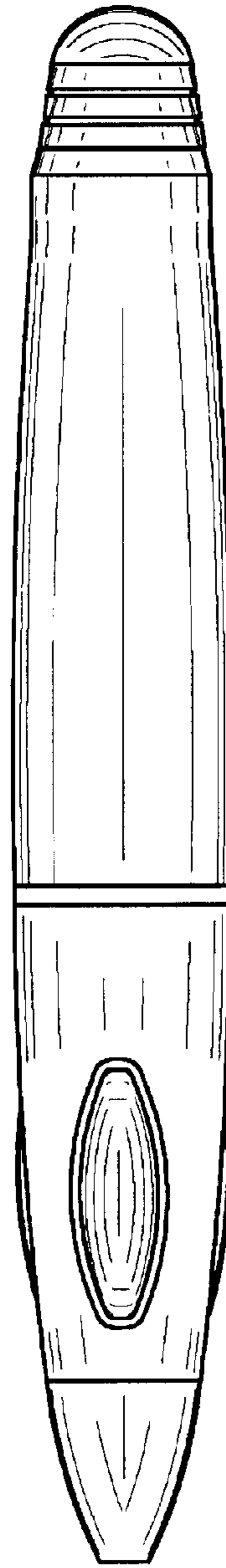


FIG. 4




FIG. 5




FIG. 6

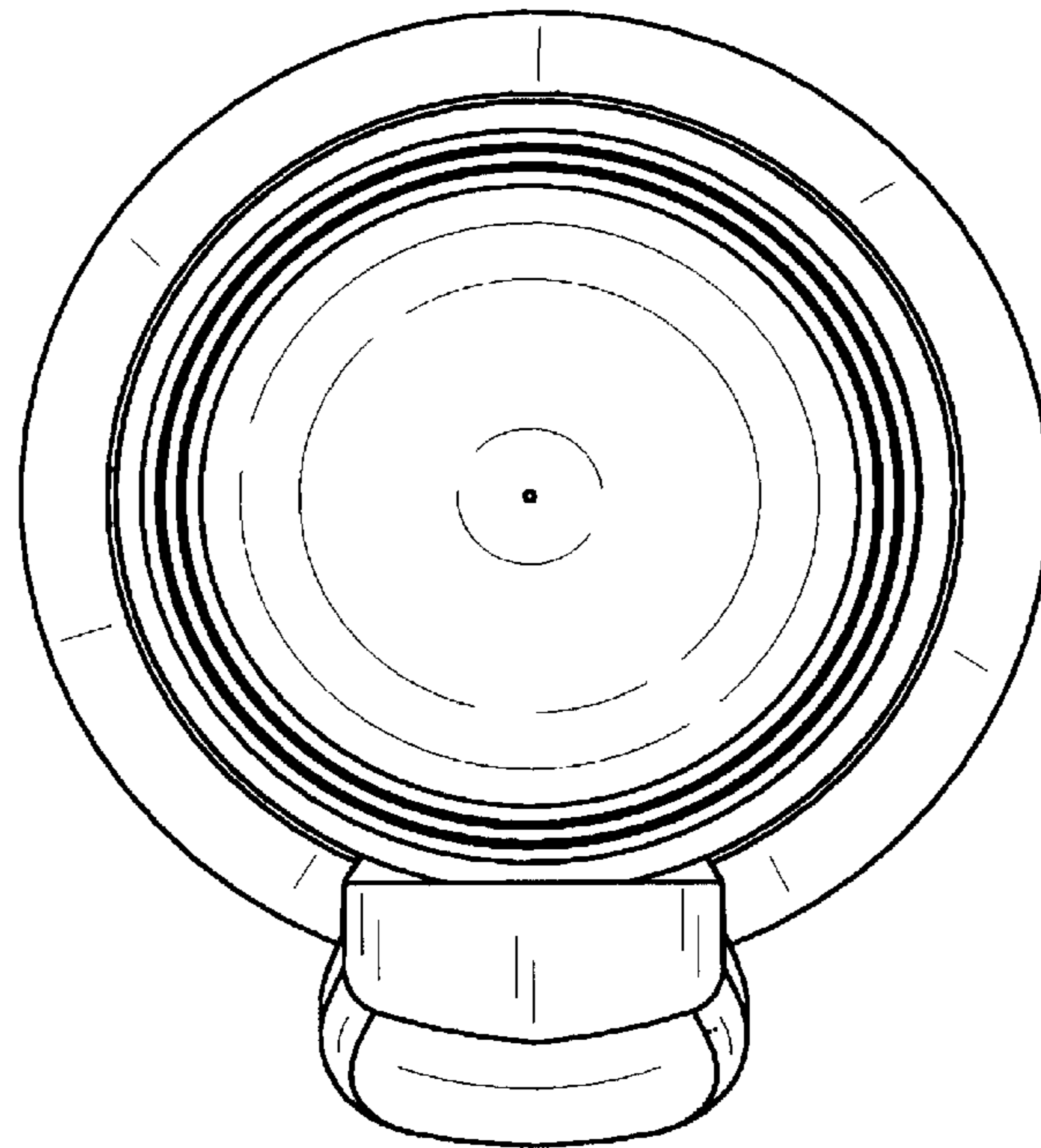


FIG. 7

