



US00D539345S

(12) **United States Design Patent**
Bickert et al.

(10) **Patent No.:** **US D539,345 S**

(45) **Date of Patent:** **** *Mar. 27, 2007**

(54) **WRITING INSTRUMENT WITH GLOBE TOP**

(75) Inventors: **Robert Bickert**, Mobile, AL (US);
Heather Hise, Saraland, AL (US)

(73) Assignee: **Ebsco Industrial Inc.**, Birmingham, AL (US)

(*) Notice: This patent is subject to a terminal disclaimer.

(**) Term: **14 Years**

(21) Appl. No.: **29/236,844**

(22) Filed: **Aug. 23, 2005**

(51) **LOC (8) Cl.** **19-06**

(52) **U.S. Cl.** **D19/42**

(58) **Field of Classification Search** D19/36,
D19/37, 41-51, 54-57; 24/11 R, 11 F, 11 P;
401/52, 99, 100, 104, 105, 106, 107, 108,
401/109, 192, 195, 243-247

See application file for complete search history.

(56) **References Cited**

U.S. PATENT DOCUMENTS

- 3,576,374 A * 4/1971 Lile 401/52
- 3,615,596 A * 10/1971 Petti et al. 426/104
- 4,530,503 A * 7/1985 Rice 273/144 B
- D331,777 S * 12/1992 Sedlmeier et al. D19/36
- D357,275 S * 4/1995 Covington et al. D19/42
- D377,806 S * 2/1997 Samucha D19/36
- D386,553 S * 11/1997 Polak et al. D22/117

- D421,627 S * 3/2000 Gootnick D19/57
- 6,149,333 A * 11/2000 Kershaw 401/98
- D440,252 S * 4/2001 Cohen D19/42
- D441,017 S * 4/2001 Gault et al. D19/50
- D447,172 S * 8/2001 Cohen D19/42
- 6,379,271 B1 * 4/2002 Arnke 473/406
- 6,422,974 B1 * 7/2002 Schimmel 482/44
- D487,111 S * 2/2004 Rosenbaum D19/36
- D490,465 S * 5/2004 Qiu D19/50
- D492,349 S * 6/2004 Qiu D19/50
- D499,139 S * 11/2004 Oka D19/47
- D499,448 S * 12/2004 Rommel D19/50
- D500,519 S * 1/2005 Keda D19/50
- D506,506 S * 6/2005 Qiu D19/50

* cited by examiner

Primary Examiner—Elizabeth A. Albert

(74) *Attorney, Agent, or Firm*—Smith, Gambrell & Russell

(57) **CLAIM**

The ornamental design for a writing instrument with globe top, as shown and described.

DESCRIPTION

FIG. 1 is a top view of the writing instrument with globe top showing our new design;

FIG. 2 is a front view thereof;

FIG. 3 is a back view thereof;

FIG. 4 is a left side view thereof;

FIG. 5 is a right side view thereof; and,

FIG. 6 is a bottom view thereof.

1 Claim, 2 Drawing Sheets

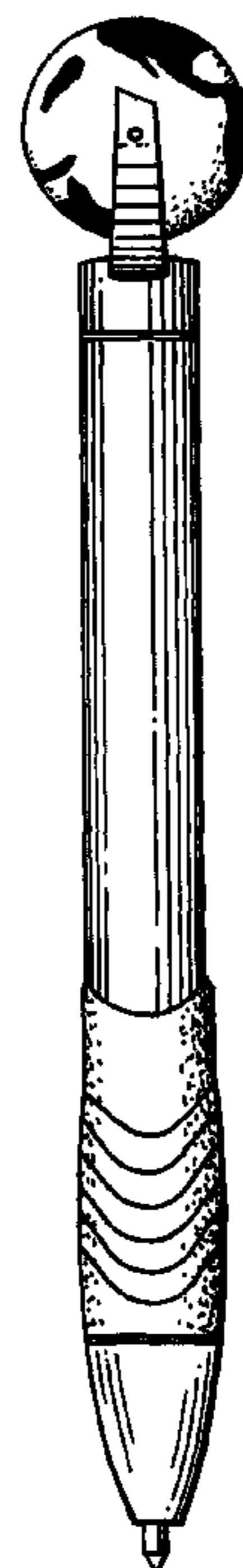
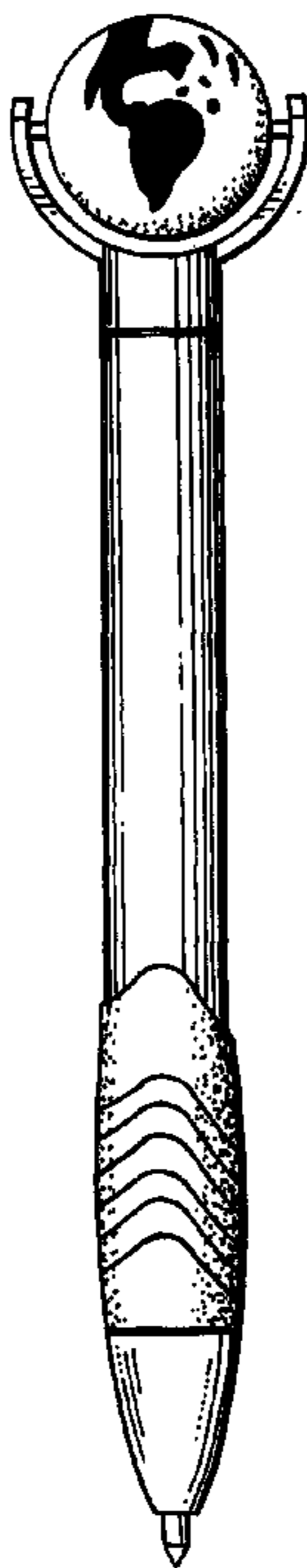




Fig. 1

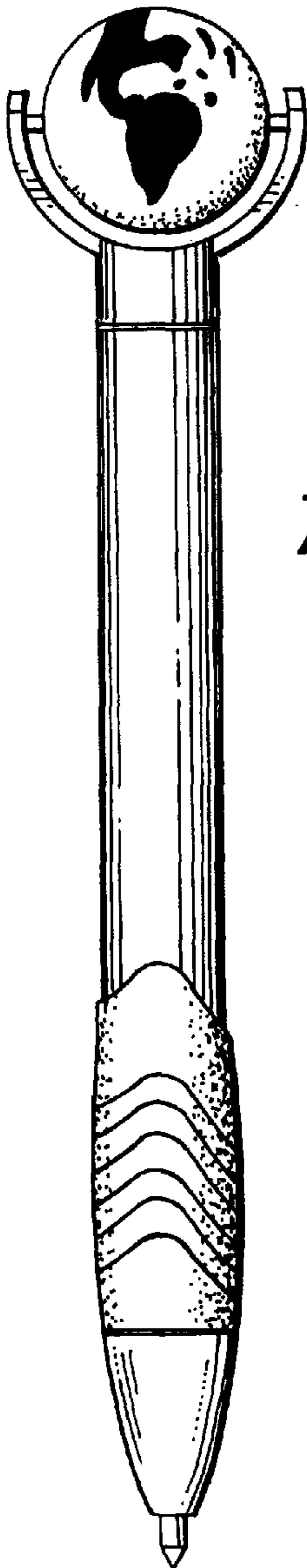


Fig. 2

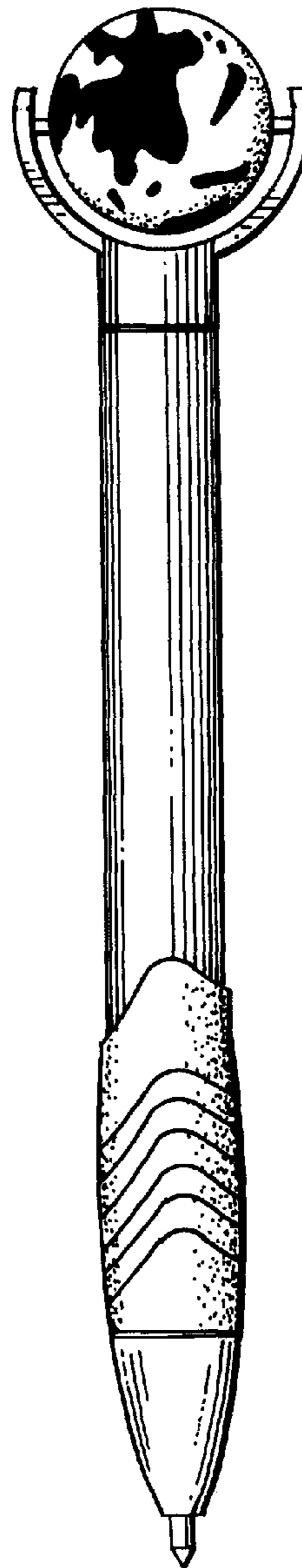


Fig. 3

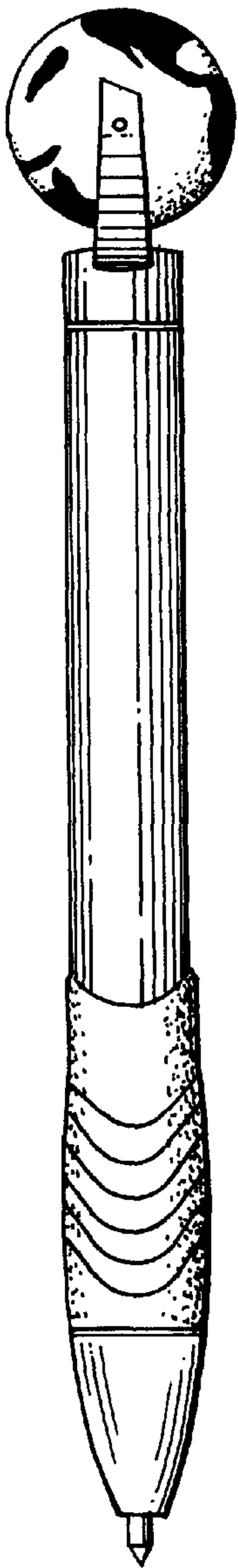


Fig. 4

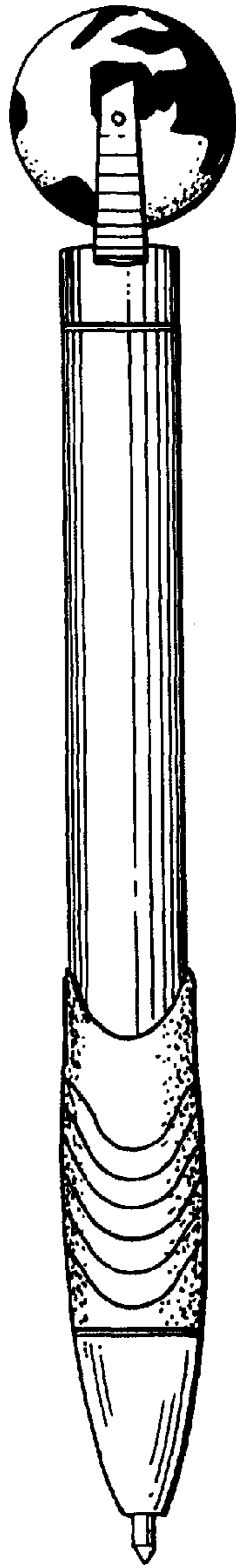


Fig. 5

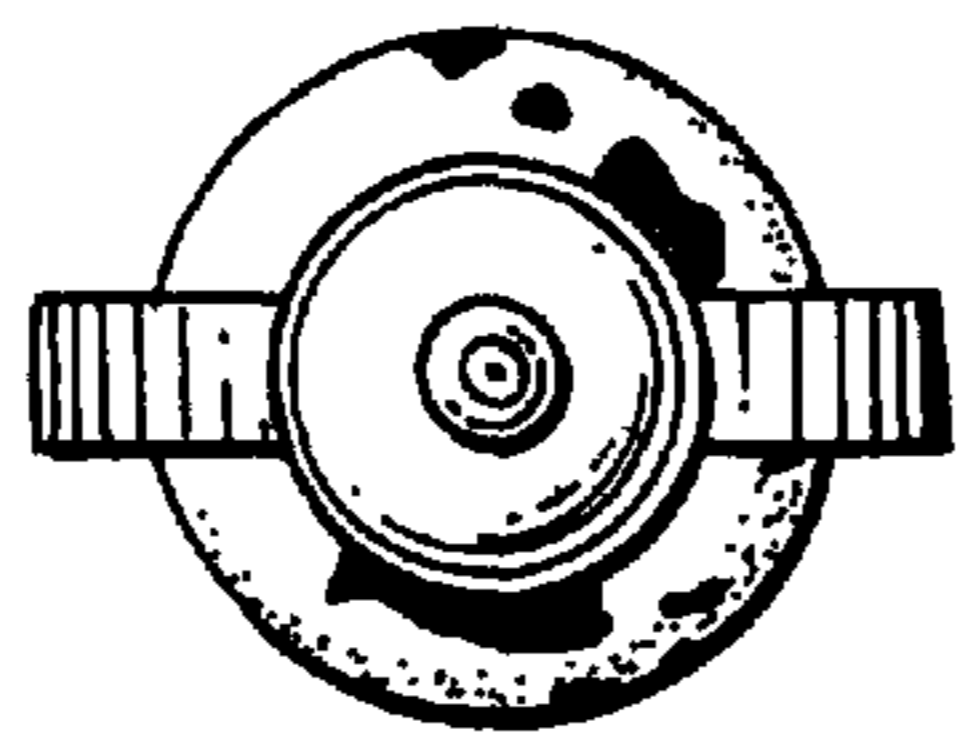


Fig. 6