

US00D539336S

(12) **United States Design Patent**  
**Goh et al.**

(10) **Patent No.:** **US D539,336 S**

(45) **Date of Patent:** **\*\* Mar. 27, 2007**

(54) **PRINTER ACCESSORY**

(75) Inventors: **Eng Long Goh**, San Diego, CA (US);  
**Howard G. Wong**, Portland, OR (US)

(73) Assignee: **Hewlett-Packard Development Company, L.P.**, Houston, TX (US)

(\*\*) Term: **14 Years**

(21) Appl. No.: **29/215,526**

(22) Filed: **Oct. 20, 2004**

(51) **LOC (8) Cl.** ..... **18-99**

(52) **U.S. Cl.** ..... **D18/46**

(58) **Field of Classification Search** ..... D18/36-41,  
D18/45-49, 55-57; D14/462-471; 222/DIG. 1;  
271/3.02, 3.03, 3.08, 145, 160, 171, 226,  
271/264; 355/97, 112; 399/16, 17, 361, 381-383,  
399/388, 393

See application file for complete search history.

(56) **References Cited**

**U.S. PATENT DOCUMENTS**

D186,474 S \* 10/1959 Robbins ..... D18/39  
D294,598 S \* 3/1988 Ohmori ..... D18/46  
D466,552 S \* 12/2002 Hwang et al. .... D18/55

D468,764 S \* 1/2003 Miyahara et al. .... D18/54  
D475,398 S \* 6/2003 Todd ..... D18/46  
D483,059 S \* 12/2003 Goh et al. .... D18/50  
6,676,318 B2 \* 1/2004 Hwang et al. .... 400/693  
6,702,282 B2 \* 3/2004 Pribula et al. .... 271/264  
D491,086 S \* 6/2004 LaBarbera et al. .... D10/81  
D497,940 S \* 11/2004 Hwang et al. .... D18/50  
D518,513 S \* 4/2006 Sugitani ..... D18/50

\* cited by examiner

*Primary Examiner*—Robert M. Spear  
*Assistant Examiner*—Garth Rademaker

(57) **CLAIM**

We claim the ornamental design for a printer accessory, as shown and described.

**DESCRIPTION**

FIG. 1 is a top perspective view of our design for a printer accessory;  
FIG. 2 is a right side elevational view thereof;  
FIG. 3 is a top plan view thereof;  
FIG. 4 is a front elevational view thereof; and,  
FIG. 5 is a rear elevational view thereof.  
The broken lines in the drawings are for illustrative purposes only and form no part of the claimed design.

**1 Claim, 3 Drawing Sheets**

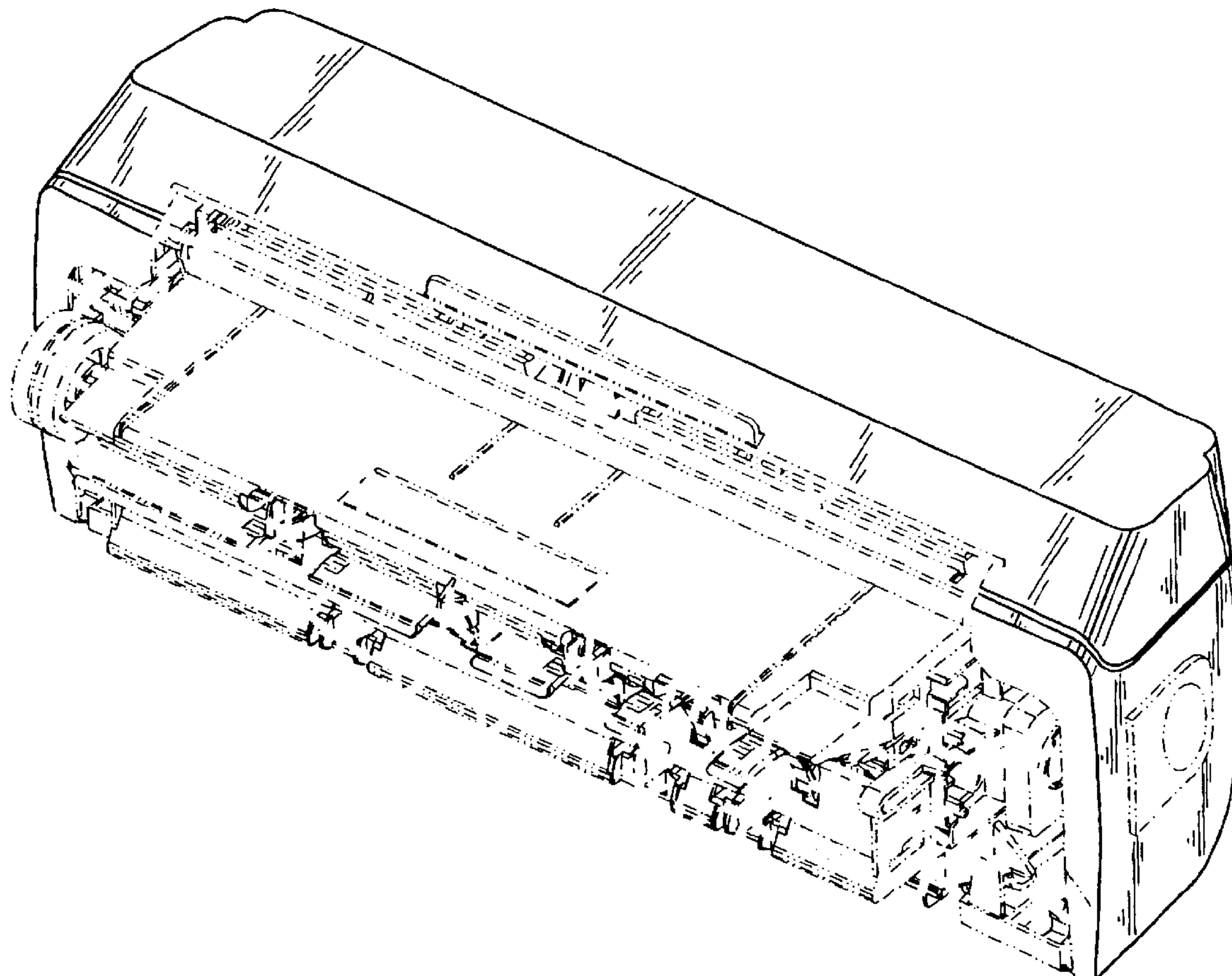


FIG. 1

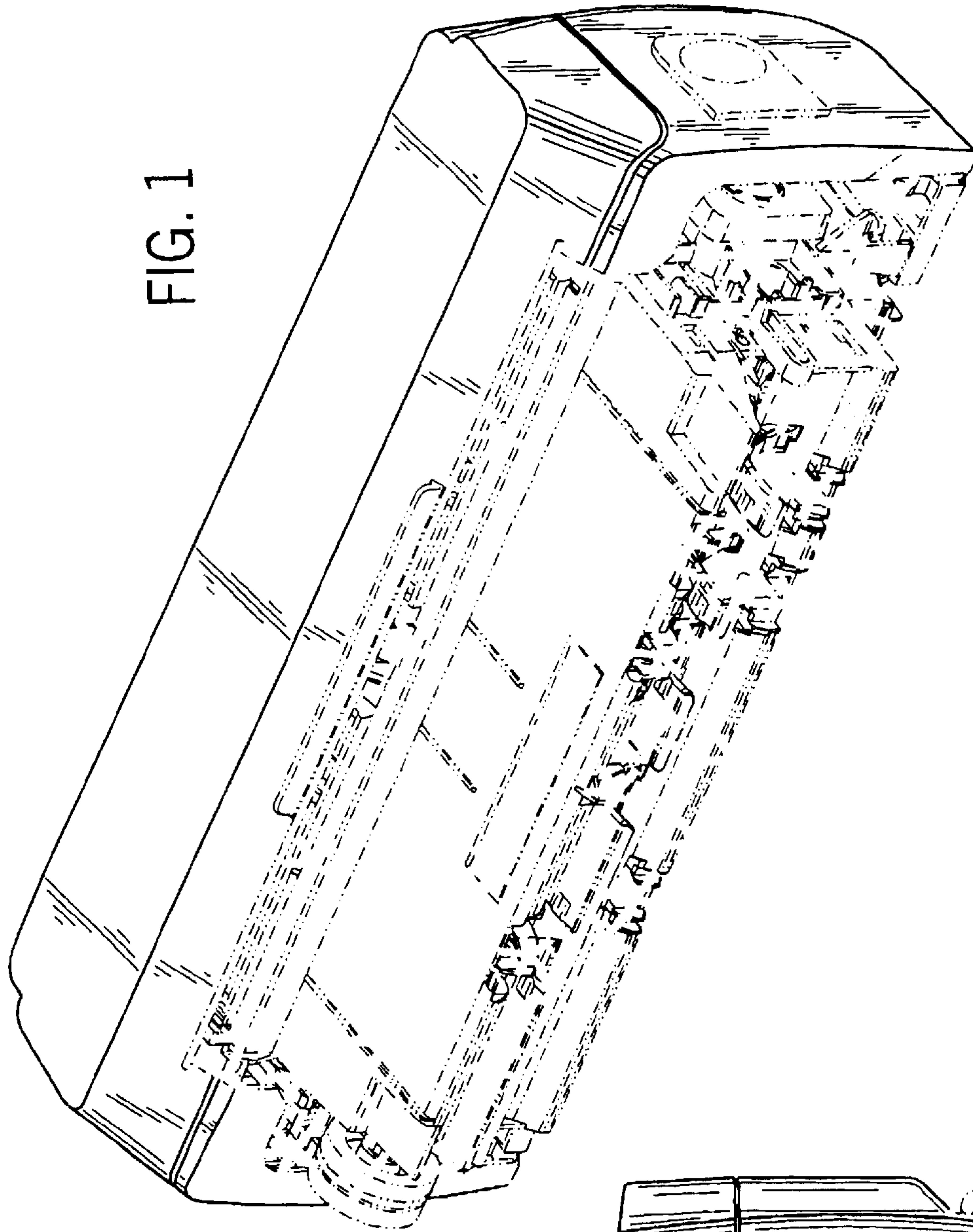


FIG. 2

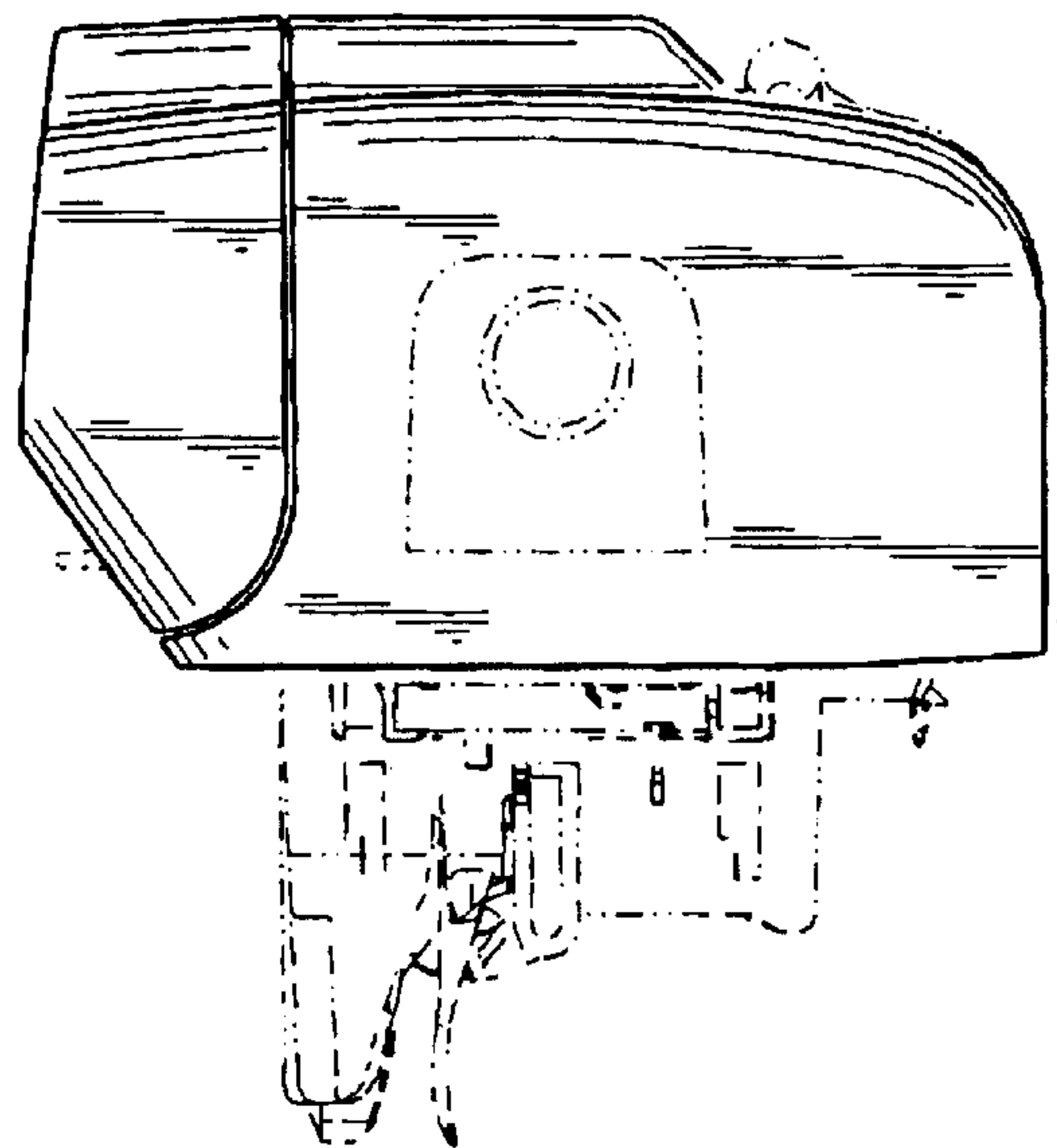


FIG. 3




FIG. 4

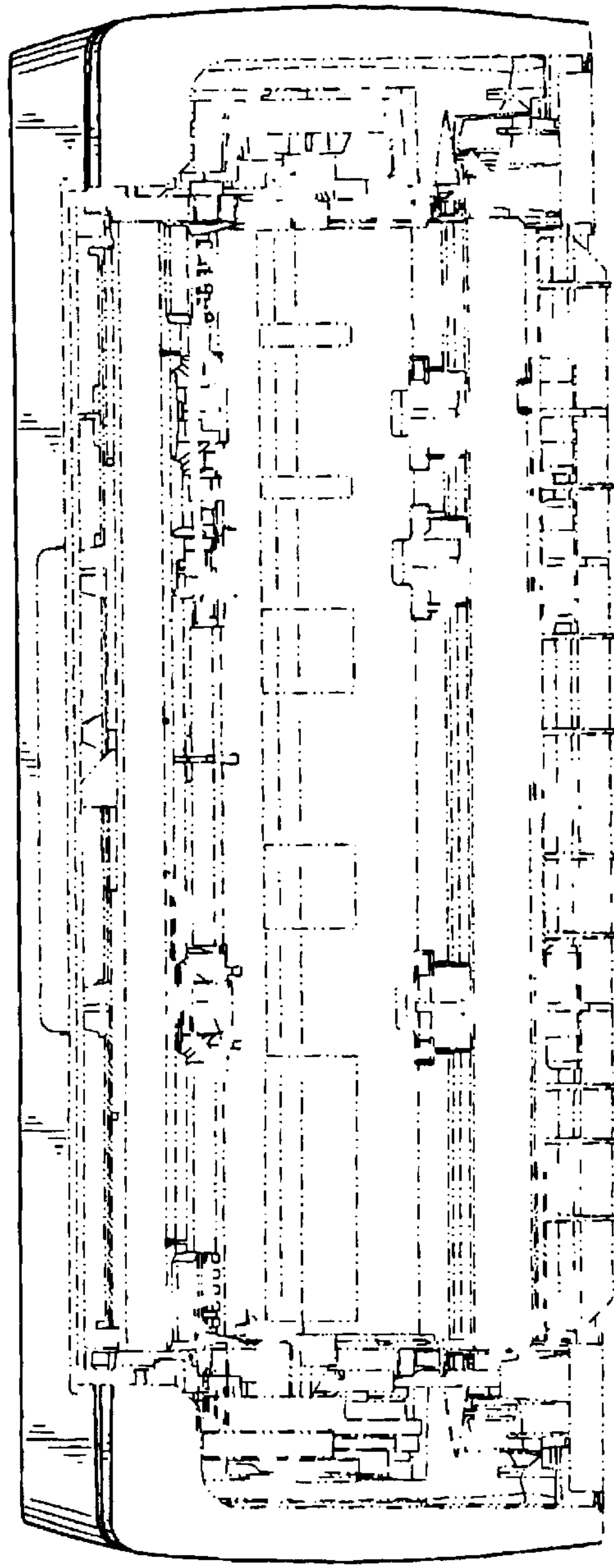




FIG. 5

