



US00D539299S

(12) **United States Design Patent**  
**Lam et al.**

(10) **Patent No.:** **US D539,299 S**  
(45) **Date of Patent:** **\*\* \*Mar. 27, 2007**

(54) **ANIMATED IMAGE FOR A PORTION OF A DISPLAY SCREEN**

(75) Inventors: **Jenny T. Lam**, Seattle, WA (US);  
**Thomas Draper**, Seattle, WA (US);  
**Bryan Pieratt**, Edmonds, WA (US);  
**Orry Soegiono**, Seattle, WA (US);  
**Jeffrey J. Weir**, Seattle, WA (US)

(73) Assignee: **Microsoft Corporation**, Redmond, WA (US)

(\*) Notice: This patent is subject to a terminal disclaimer.

(\*\*) Term: **14 Years**

(21) Appl. No.: **29/246,364**

(22) Filed: **Apr. 4, 2006**

(51) **LOC (8) Cl.** ..... **14-04**

(52) **U.S. Cl.** ..... **D14/485; D14/488**

(58) **Field of Classification Search** ..... D14/485-95;  
D18/24-33; D19/6; D20/11; D21/324-33,  
D21/818-22; 715/700-866; D11/98, 77;  
D5/7, 40; D1/126-7; 428/5, 365  
See application file for complete search history.

(56) **References Cited**

**U.S. PATENT DOCUMENTS**

D256,062 S	*	7/1980	Joachim et al. ....	D5/7
D276,282 S	*	11/1984	Burg .....	D5/7
D289,064 S		3/1987	Zigmund	
D387,048 S		12/1997	Fumarolo et al.	
D388,068 S		12/1997	Yamamoto et al.	
D404,727 S		1/1999	Hodges Wilsher et al.	
D425,079 S		5/2000	Yee	
D487,574 S		3/2004	Glaser et al.	

D496,943 S		10/2004	Glaser et al.	
D498,478 S	*	11/2004	Hurley et al. ....	D14/486
D507,276 S	*	7/2005	Lam et al. ....	D14/486
D507,797 S	*	7/2005	Hurley et al. ....	D14/486
D511,170 S		11/2005	Totten et al.	
D511,525 S		11/2005	Hernandez et al.	

\* cited by examiner

*Primary Examiner*—M. H. Tung

(74) *Attorney, Agent, or Firm*—Banner & Witcoff, Ltd.

(57) **CLAIM**

The ornamental design for an animated image for a portion of a display screen, as shown and described.

**DESCRIPTION**

FIG. 1 is a front view of the first image in the sequence for an animated image for a portion of a display screen showing our new design;

FIG. 2 is a front view of the second image thereof;

FIG. 3 is a front view of the third image thereof;

FIG. 4 is a front view of the fourth image thereof;

FIG. 5 is a front view of the fifth image thereof;

FIG. 6 is a front view of the sixth image thereof;

FIG. 7 is a front view of the seventh image thereof;

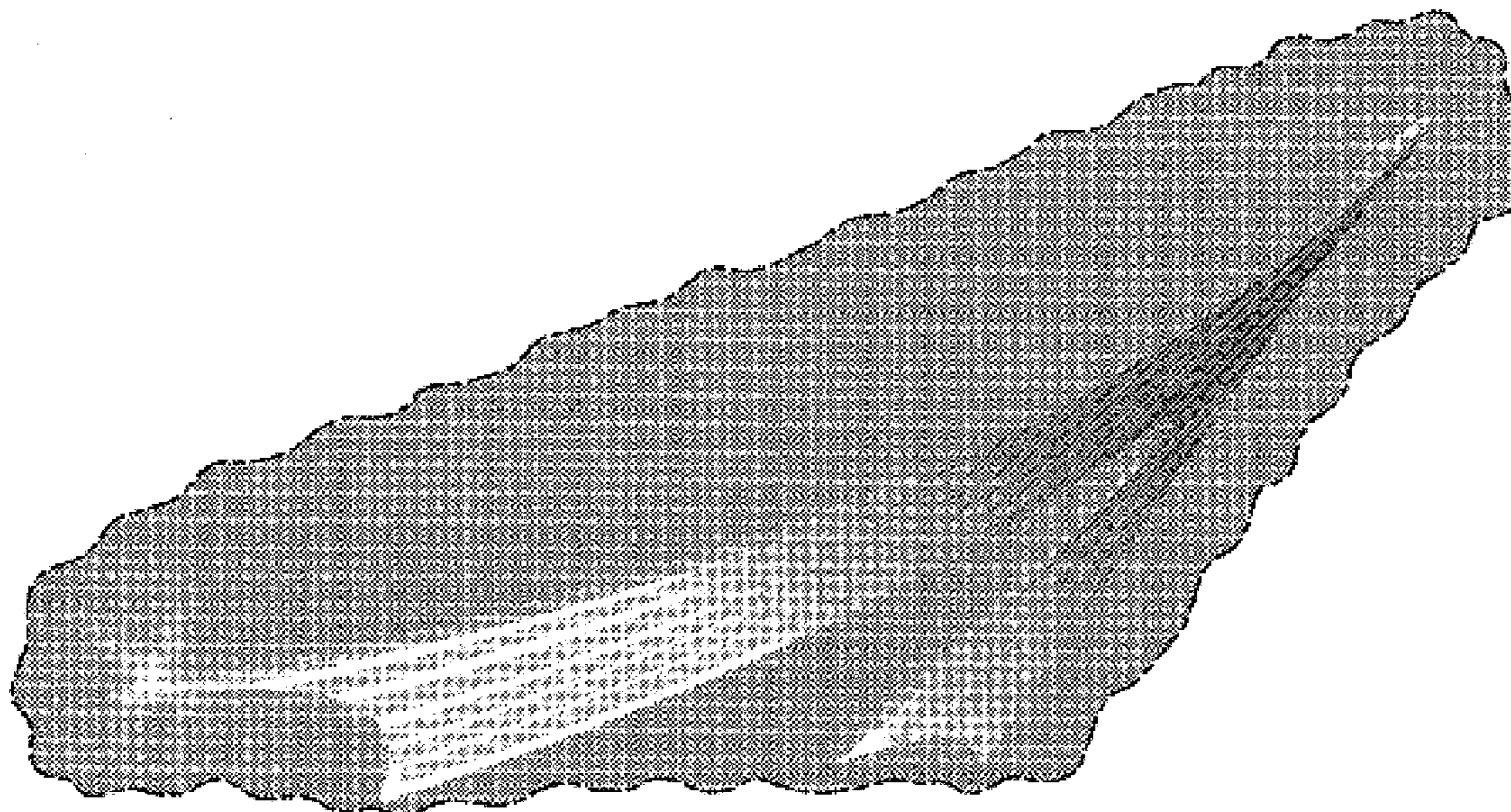
FIG. 8 is a front view of the eighth image thereof;

FIG. 9 is a front view of the ninth image thereof; and,

FIG. 10 is a front view of the tenth image thereof.

The appearance of the animated image sequentially transitions between the images shown in FIGS. 1-10. The process or period in which one image transitions to another forms no part of the claimed design. The broken line drawing of a portion of a display screen in all views is for illustrative purposes only and forms no part of the claimed design. The broken line in all views also represents an unclaimed boundary of the claimed design.

**1 Claim, 10 Drawing Sheets**



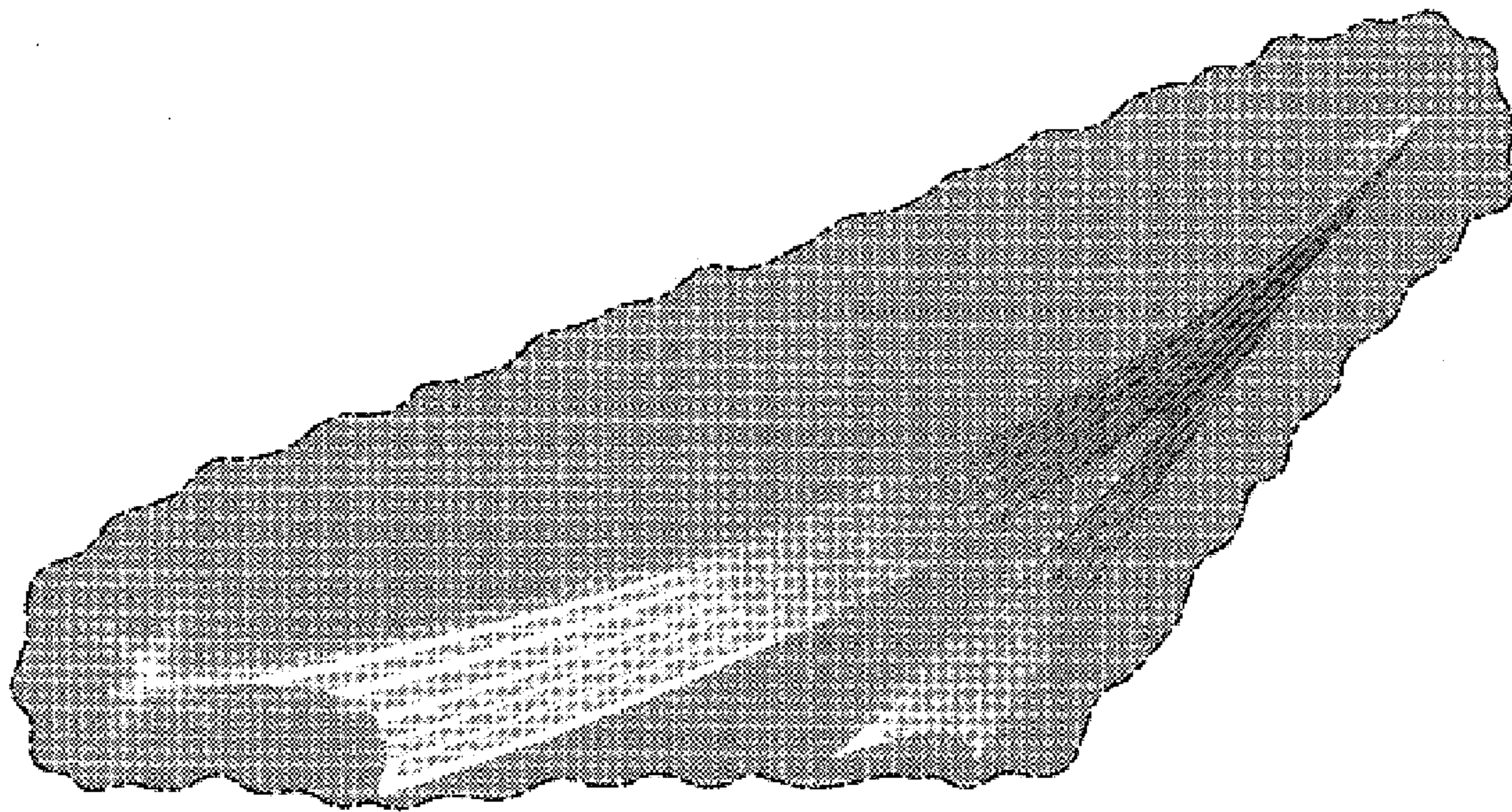


FIG. 1




FIG. 2

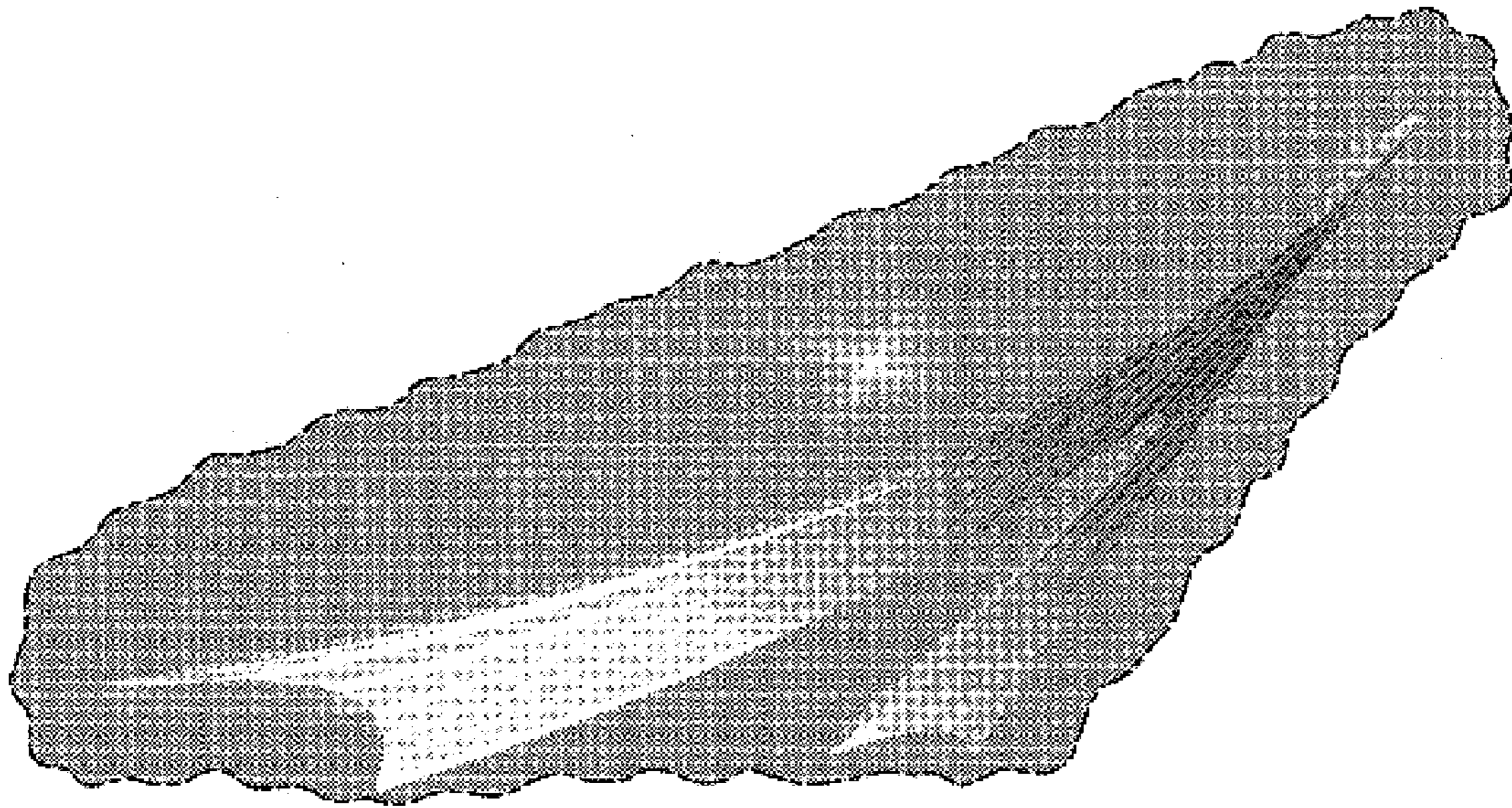


FIG. 3

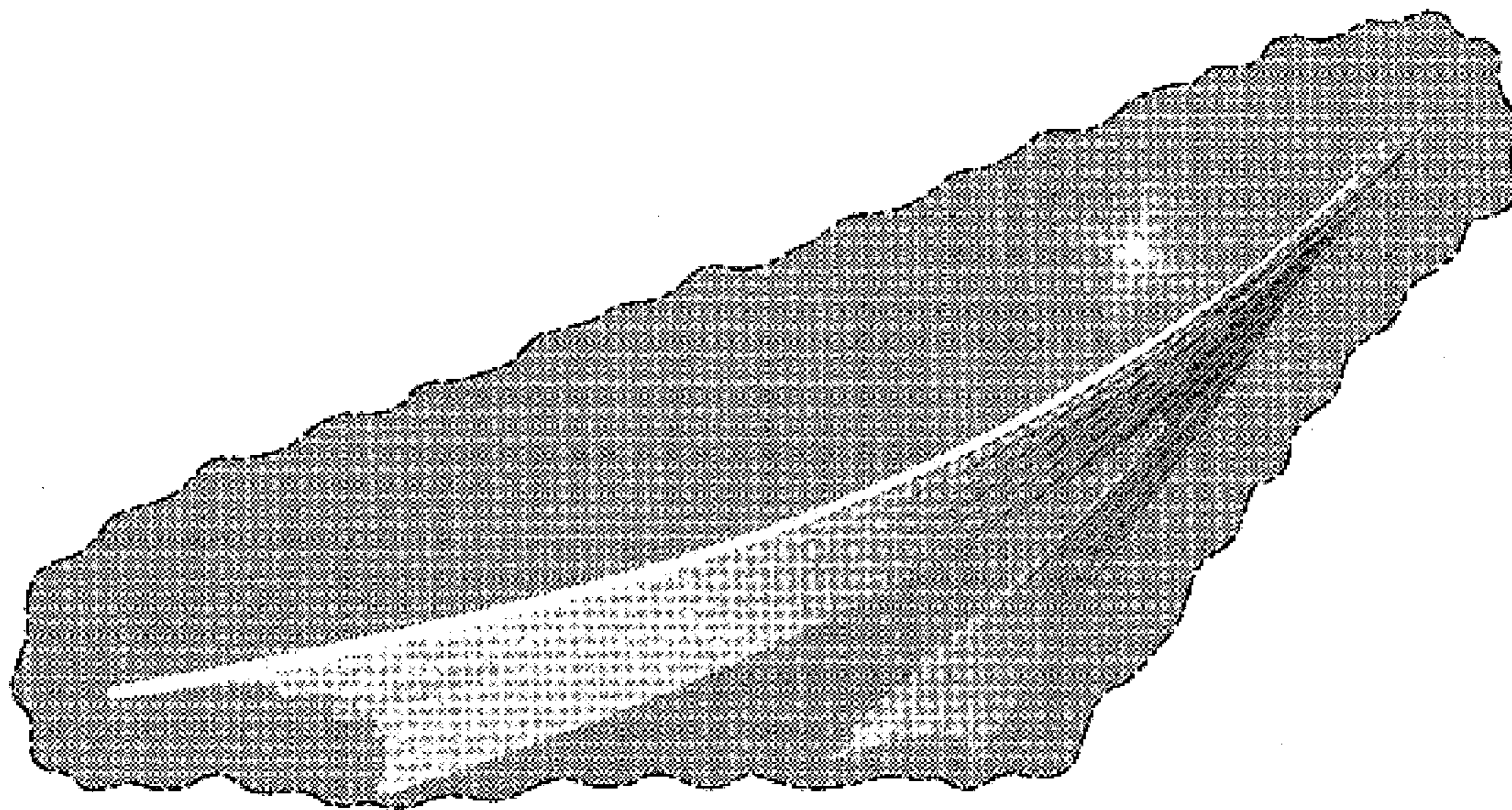


FIG. 4

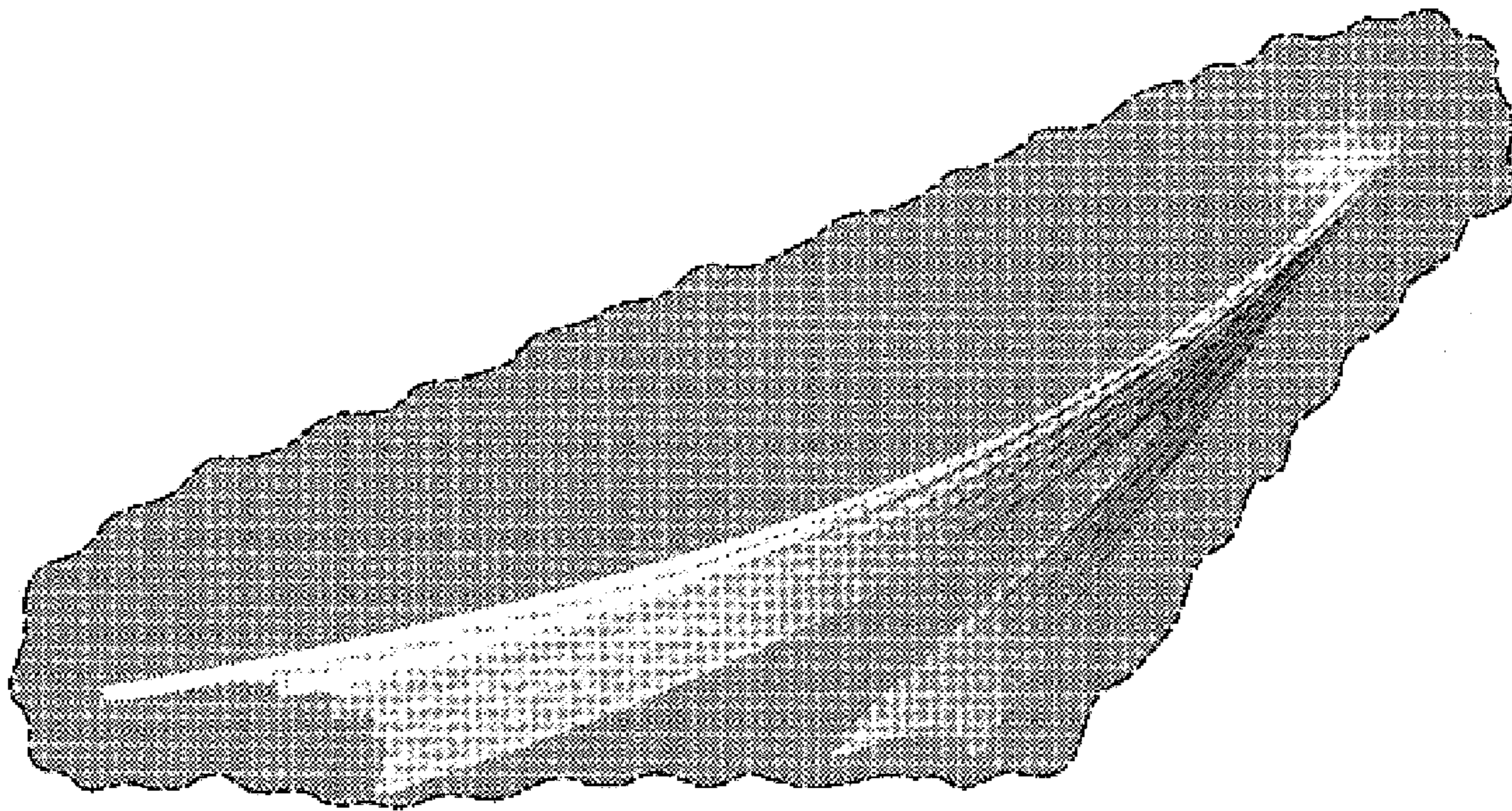


FIG. 5

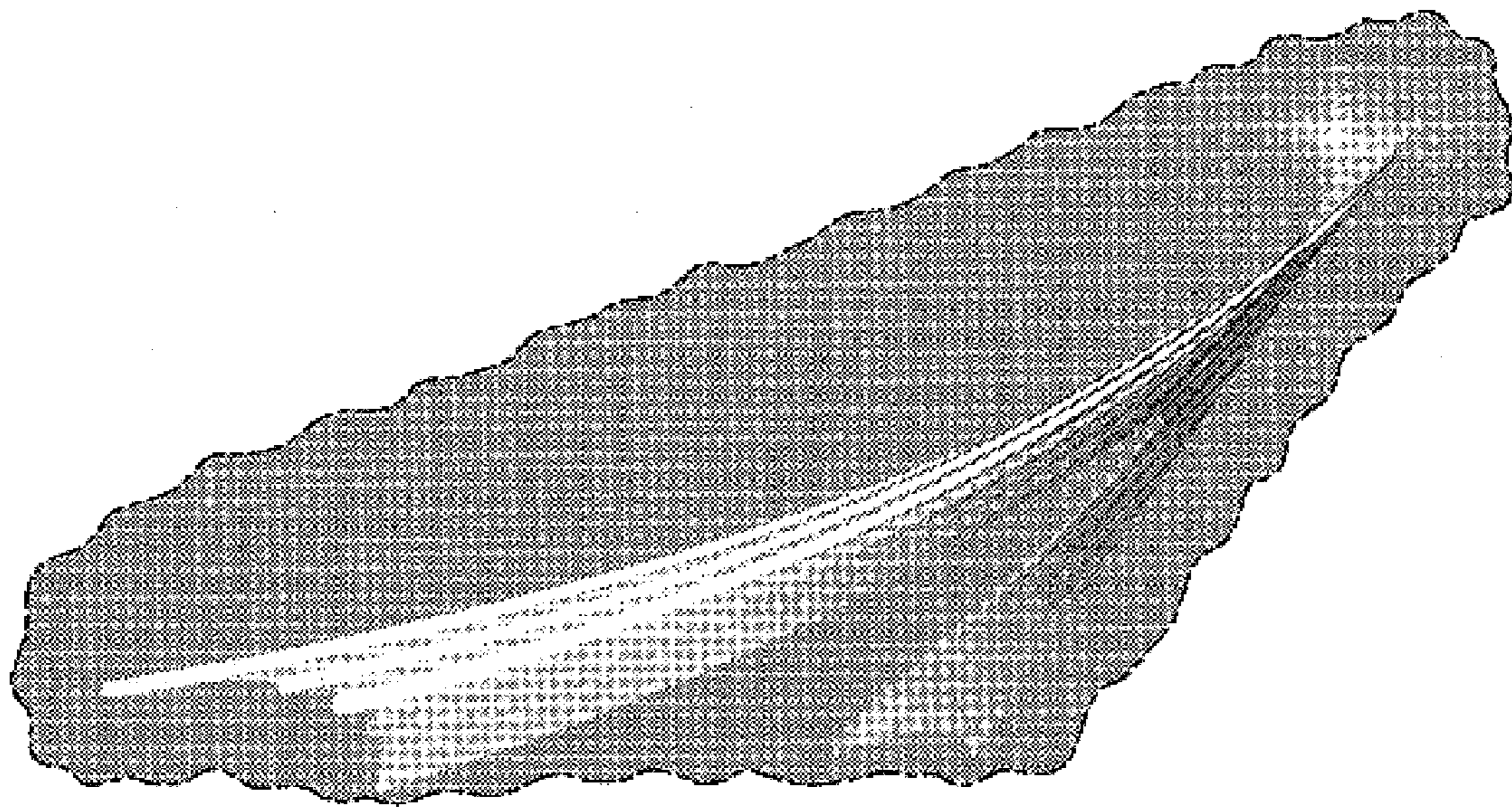


FIG. 6

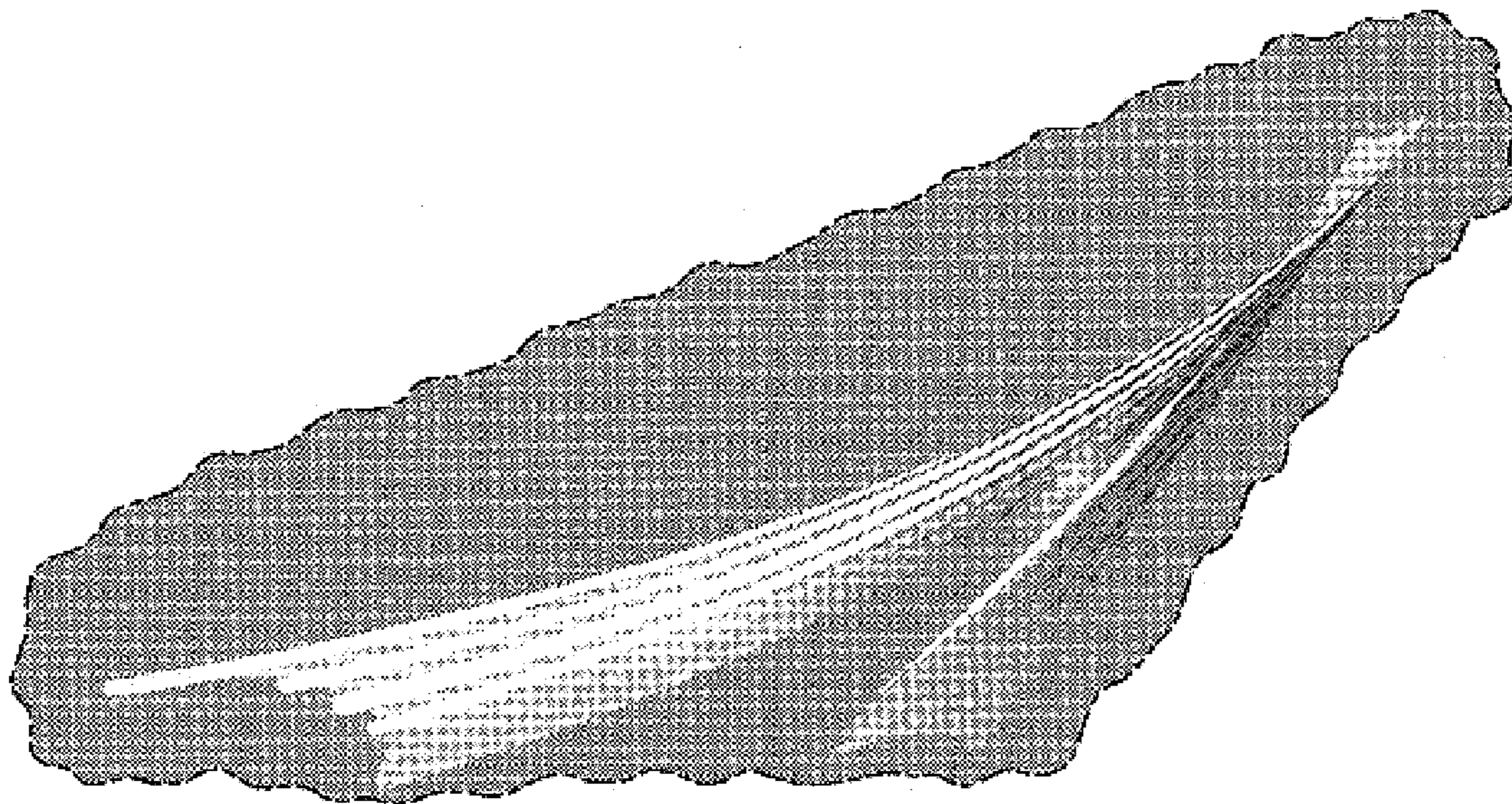


FIG. 7



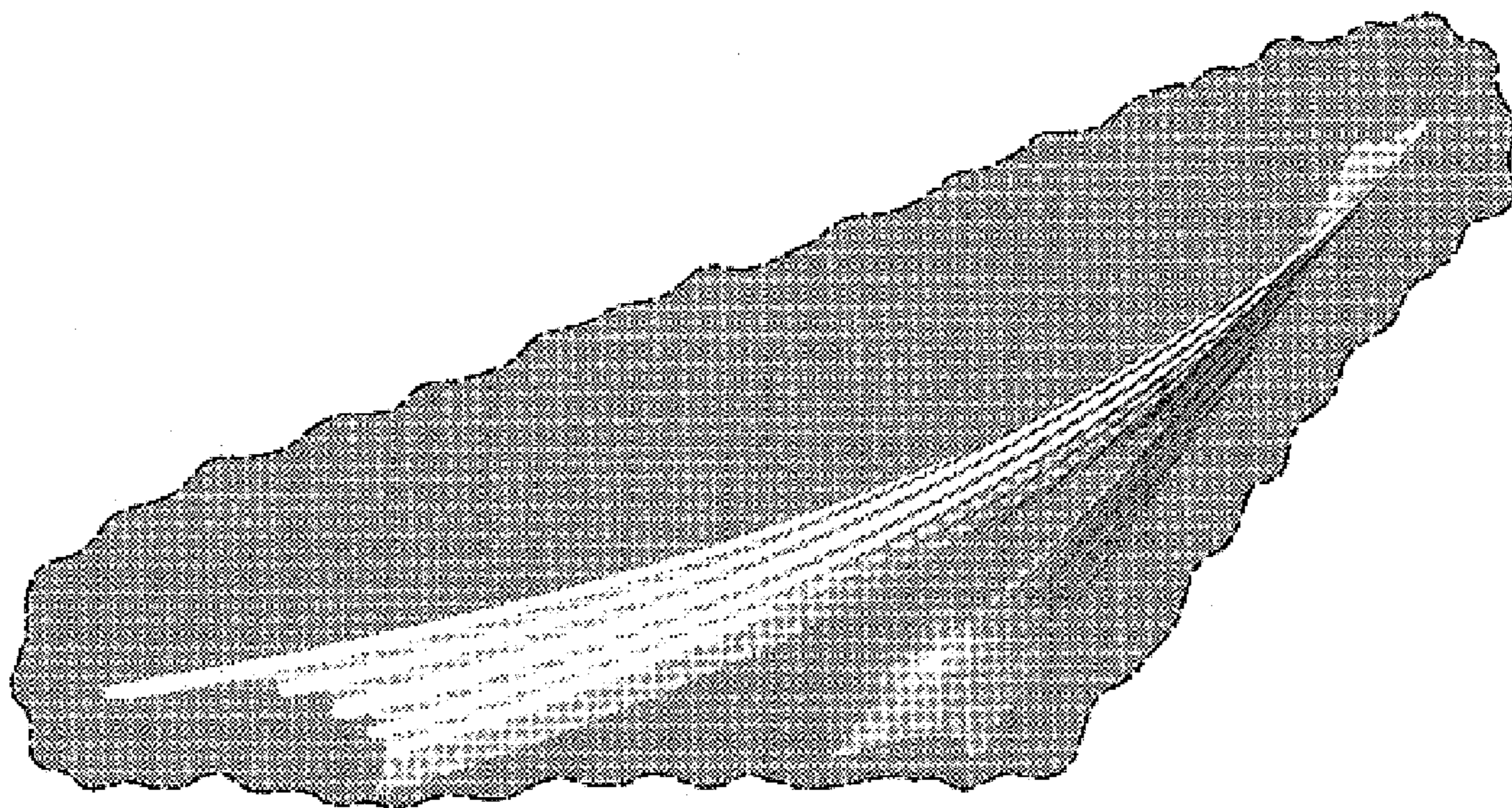


FIG. 8

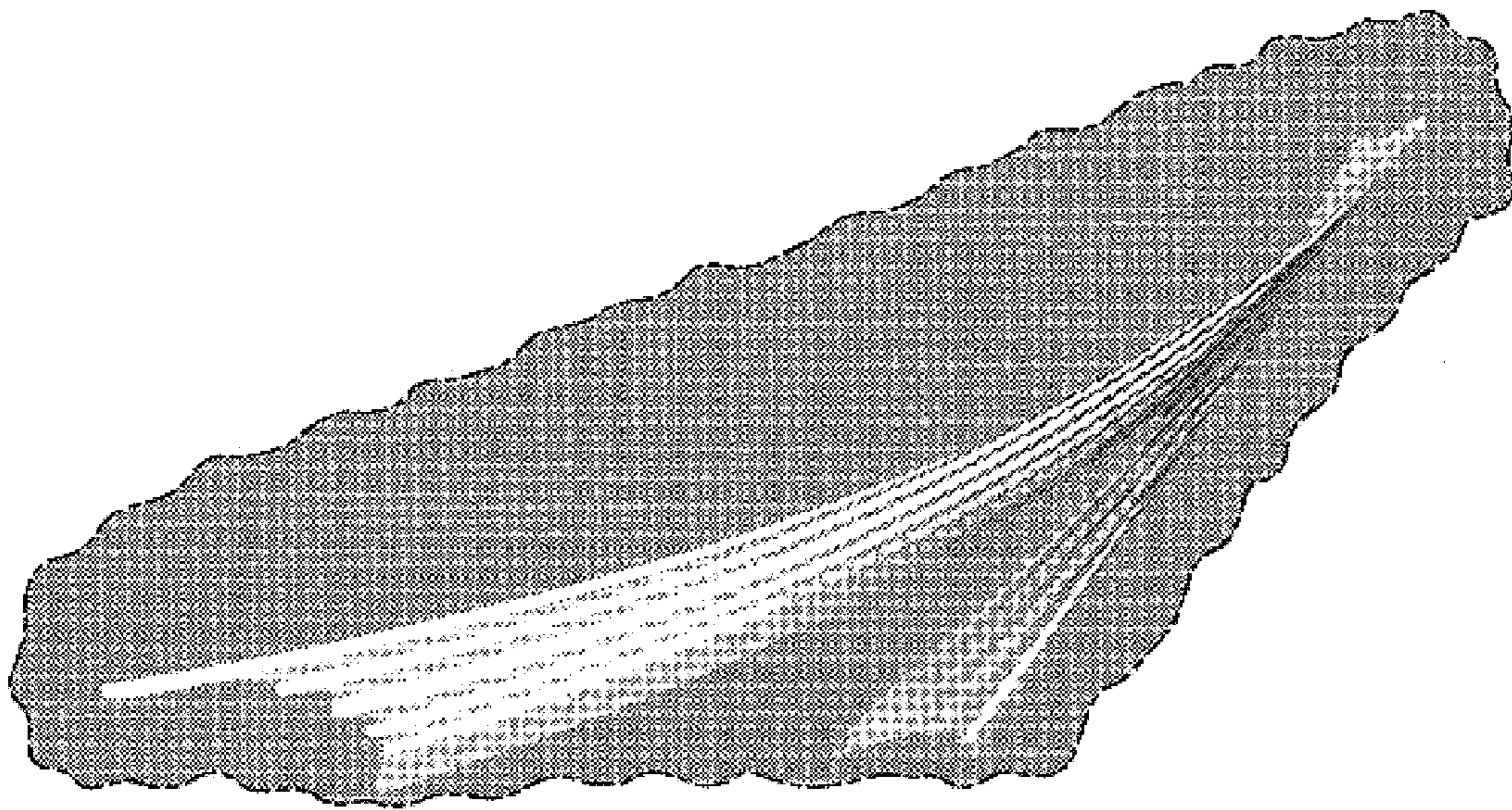


FIG. 9

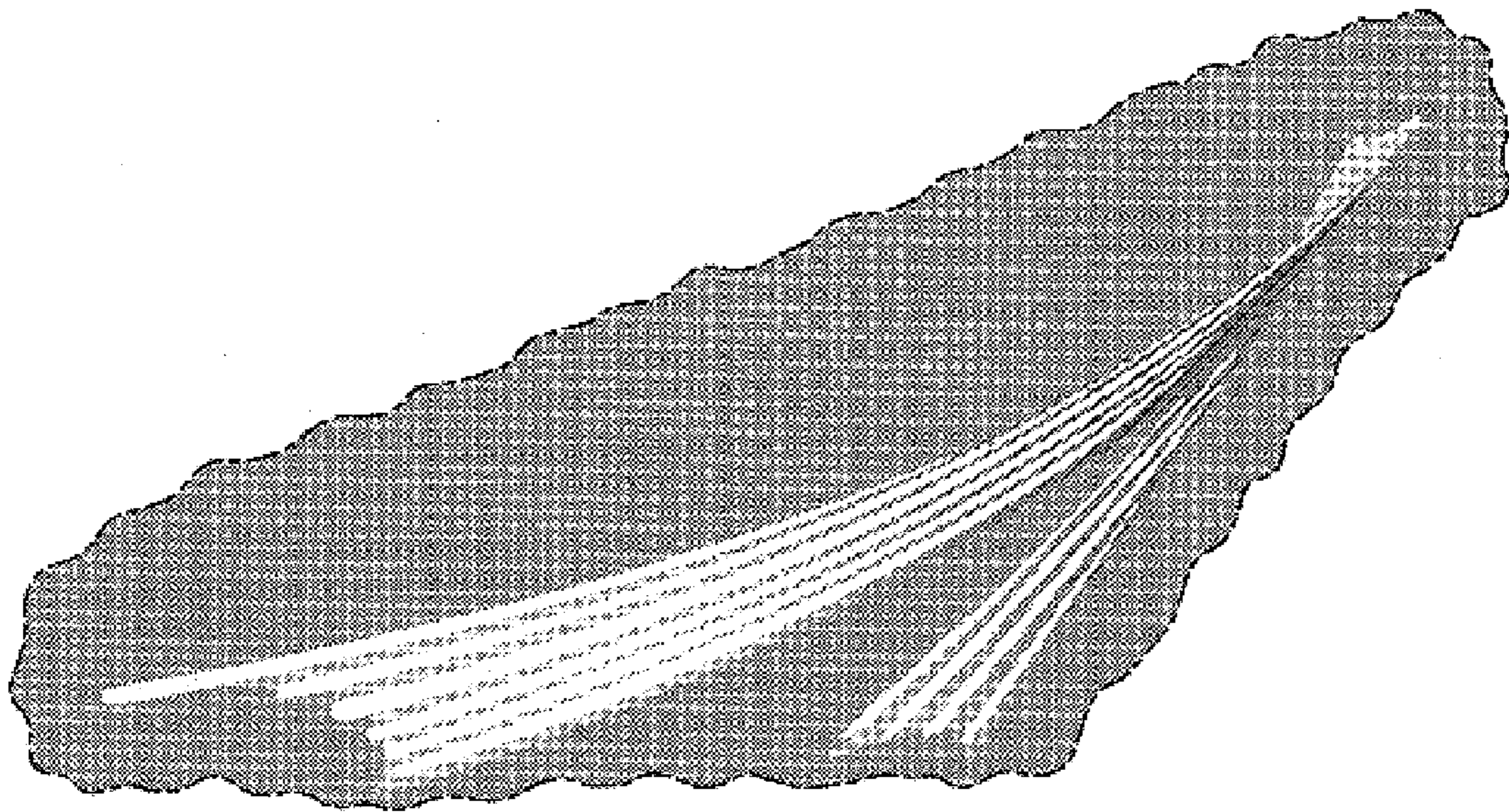


FIG. 10

UNITED STATES PATENT AND TRADEMARK OFFICE  
**CERTIFICATE OF CORRECTION**

PATENT NO. : Des. 539,299 S  
APPLICATION NO. : 29/246364  
DATED : March 27, 2007  
INVENTOR(S) : Lam et al.

Page 1 of 12

It is certified that error appears in the above-identified patent and that said Letters Patent is hereby corrected as shown below:

The title page showing the illustrative figure should be deleted to be replaced with the attached title page.

The drawing sheets, consisting of Figs. 1-10, should be deleted to be replaced with the drawing sheets, consisting of Figs. 1-10, as shown on the attached pages.

Signed and Sealed this

Eighteenth Day of March, 2008

A handwritten signature in black ink that reads "Jon W. Dudas". The signature is written in a cursive style with a large, looped initial "J".

JON W. DUDAS

*Director of the United States Patent and Trademark Office*

(12) **United States Design Patent** (10) **Patent No.:** **US D539,299 S**  
**Lam et al.** (45) **Date of Patent:** **\*\* \*Mar. 27, 2007**

(54) **ANIMATED IMAGE FOR A PORTION OF A DISPLAY SCREEN**

(75) Inventors: **Jenny T. Lam, Seattle, WA (US); Thomas Draper, Seattle, WA (US); Bryan Pieratt, Edmonds, WA (US); Orry Soeglona, Seattle, WA (US); Jeffrey J. Weir, Seattle, WA (US)**

(73) Assignee: **Microsoft Corporation, Redmond, WA (US)**

(\*) Notice: This patent is subject to a terminal disclaimer.

(\*\*) Term: **14 Years**

(21) Appl. No.: **29/246,364**

(22) Filed: **Apr. 4, 2006**

(51) **LOC (8) Cl.** ..... **14-04**

(52) **U.S. Cl.** ..... **D14/485; D14/488**

(58) **Field of Classification Search** ..... **D14/485-95; D18/24-33; D19/6; D20/11; D21/324-33; D21/818-22; 715/700-866; D11/98, 77; D5/7, 40; D1/126-7; 428/5, 365**  
 See application file for complete search history.

(56) **References Cited**

**U.S. PATENT DOCUMENTS**

D256,062 S	*	7/1980	Joachim et al.	.....	D5/7
D276,282 S	*	11/1984	Burg	.....	D5/7
D289,064 S		3/1987	Zigmund		
D387,048 S		12/1997	Fumarolo et al.		
D388,068 S		12/1997	Yamamoto et al.		
D404,727 S		1/1999	Hodges Wilsher et al.		
D425,079 S		5/2000	Yee		
D487,574 S		3/2004	Glaser et al.		

D496,943 S		10/2004	Glaser et al.		
D498,478 S	*	11/2004	Hurley et al.	.....	D14/486
D507,276 S	*	7/2005	Lam et al.	.....	D14/486
D507,797 S	*	7/2005	Hurley et al.	.....	D14/486
D511,170 S		11/2005	Totten et al.		
D511,525 S		11/2005	Hernandez et al.		

\* cited by examiner

*Primary Examiner*—M. H. Tung

(74) *Attorney, Agent, or Firm*—Banner & Witcoff, Ltd.

(57) **CLAIM**

The ornamental design for an animated image for a portion of a display screen, as shown and described.

**DESCRIPTION**

FIG. 1 is a front view of the first image in the sequence for an animated image for a portion of a display screen showing our new design;

FIG. 2 is a front view of the second image thereof;

FIG. 3 is a front view of the third image thereof;

FIG. 4 is a front view of the fourth image thereof;

FIG. 5 is a front view of the fifth image thereof;

FIG. 6 is a front view of the sixth image thereof;

FIG. 7 is a front view of the seventh image thereof;


FIG. 8 is a front view of the eighth image thereof;

FIG. 9 is a front view of the ninth image thereof; and,

FIG. 10 is a front view of the tenth image thereof.

The appearance of the animated image sequentially transitions between the images shown in FIGS. 1-10. The process or period in which one image transitions to another forms no part of the claimed design. The broken line drawing of a portion of a display screen in all views is for illustrative purposes only and forms no part of the claimed design. The broken line in all views also represents an unclaimed boundary of the claimed design.

**1 Claim, 10 Drawing Sheets**




**U.S. Patent**

**Mar. 27, 2007**

**Sheet 1 of 10**

**D539,299 S**



**FIG. 1**





FIG. 2



**FIG. 3**



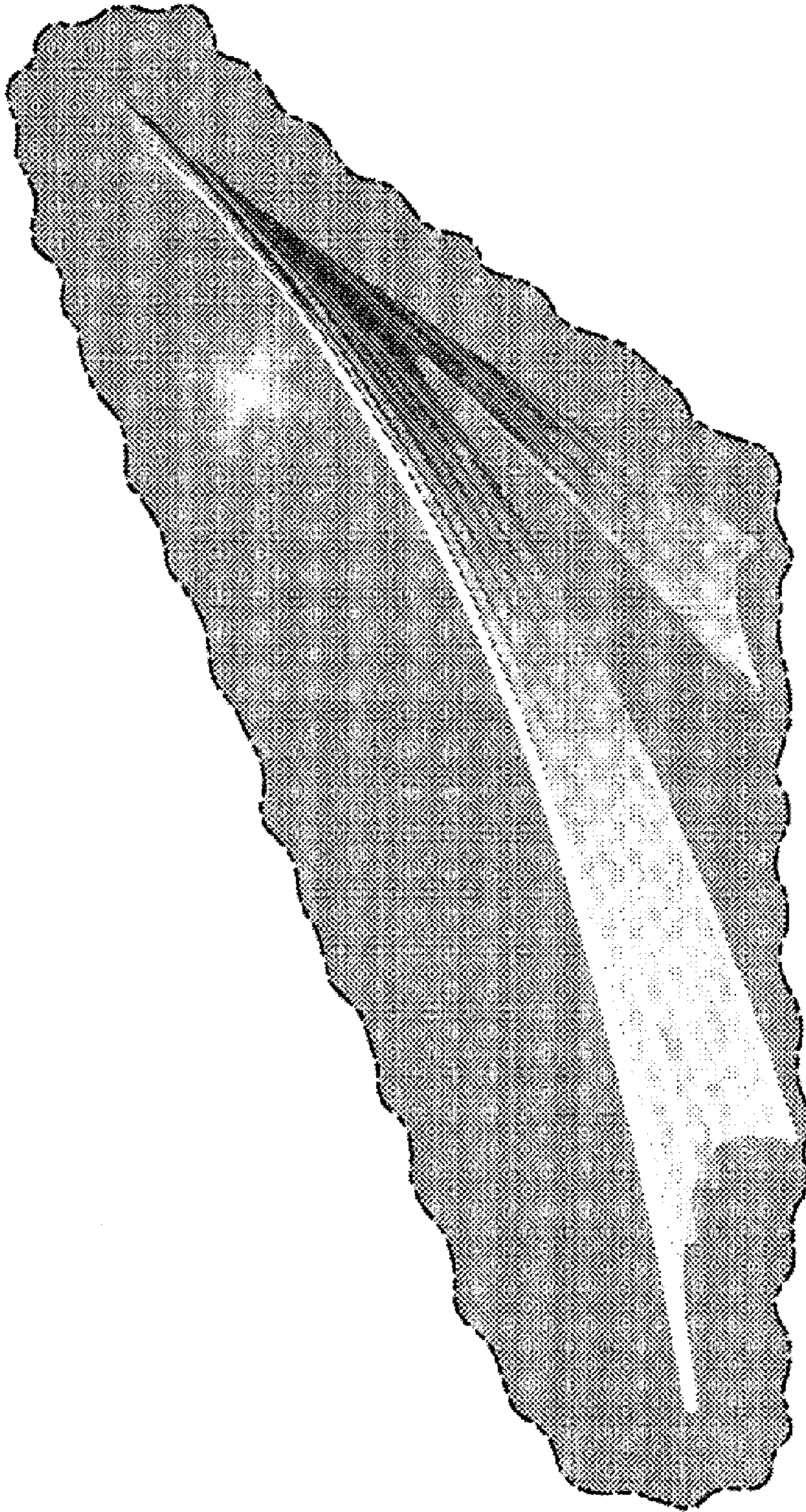



FIG. 4



**FIG. 5**




FIG. 6




FIG. 7




FIG. 8




FIG. 9

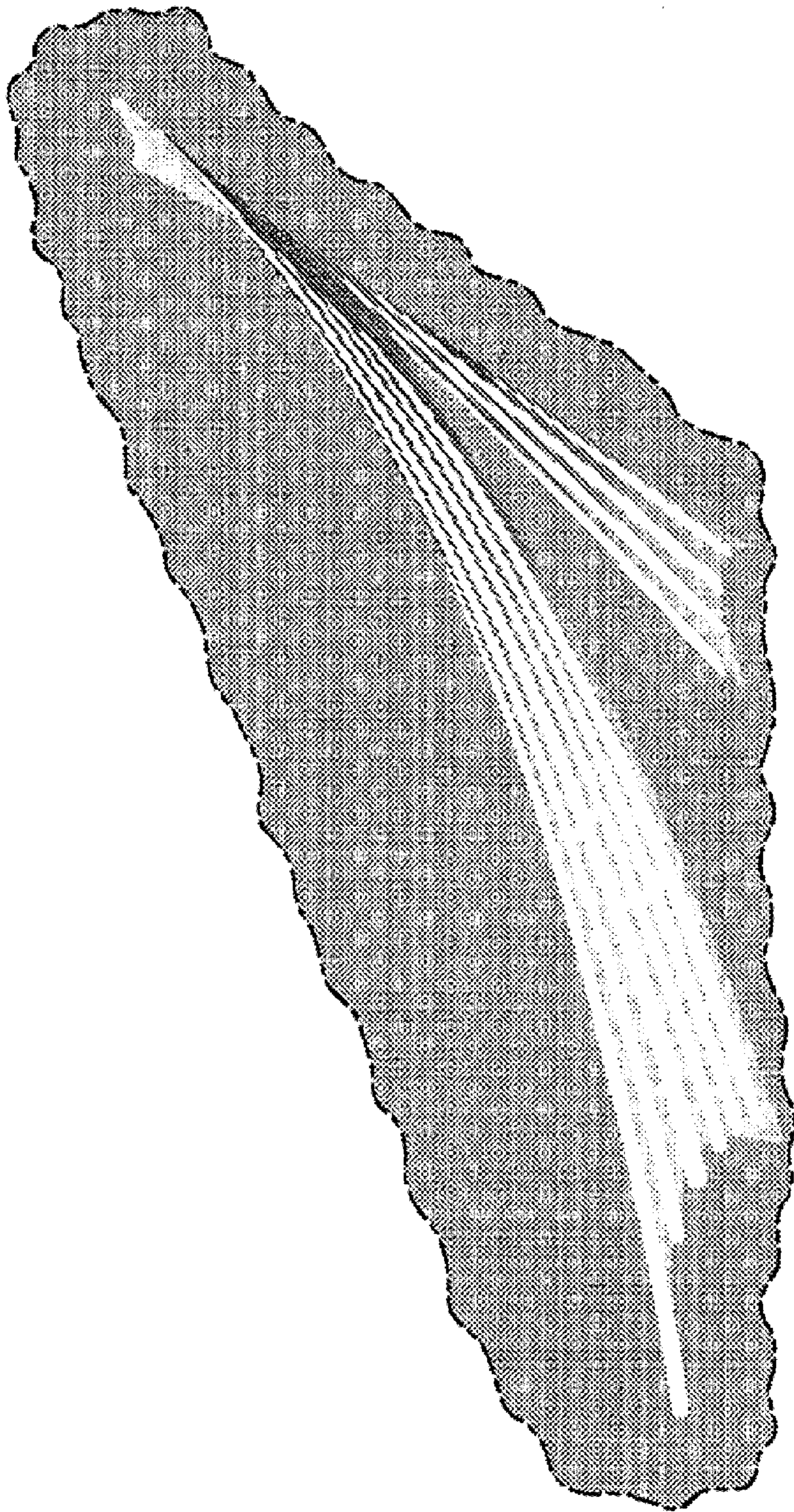


FIG. 10