



US00D539272S

(12) **United States Design Patent**
Kaner et al.

(10) **Patent No.:** **US D539,272 S**

(45) **Date of Patent:** **** Mar. 27, 2007**

(54) **MICROPHONE**

(75) Inventors: **Shirish M. Kaner**, Nagpur (IN); **David Stuart Pritchard**, Manchester (GB); **Peng Chung Tan**, Alor Setar (MY)

(73) Assignee: **Motorola, Inc.**, Schaumburg, IL (US)

(**) Term: **14 Years**

D245,692 S	*	9/1977	Imazeki	D14/225
D247,560 S	*	3/1978	Imazeki	D14/225
D247,668 S	*	4/1978	Furst et al.	D14/225
D252,085 S	*	6/1979	Fujita	D14/225
D287,765 S	*	1/1987	Topholm	D24/174
D344,800 S	*	3/1994	Lamby	D24/174
D354,062 S	*	1/1995	Williams	D14/248
D364,162 S	*	11/1995	Dagan	D14/188
D455,835 S	*	4/2002	Anderson et al.	D24/174

* cited by examiner

(21) Appl. No.: **29/254,519**

(22) Filed: **Feb. 23, 2006**

(51) **LOC (8) Cl.** **14-01**

(52) **U.S. Cl.** **D14/225**

(58) **Field of Classification Search** D14/138,
D14/188, 225, 226, 228; D24/173, 174; 181/128,
181/129, 130, 135; 379/430, 431; 381/191,
381/381, 358

See application file for complete search history.

(56) **References Cited**

U.S. PATENT DOCUMENTS

D197,466 S	*	2/1964	Spellman	D14/225
D203,187 S	*	12/1965	Deschamps	D14/225
4,009,355 A	*	2/1977	Poradowski	381/358

Primary Examiner—Paula A. Greene

(74) *Attorney, Agent, or Firm*—Terri S. Hughes



(57) **CLAIM**

The ornamental design of the microphone, as shown.

DESCRIPTION

FIG. 1 is a perspective view of the microphone;
FIG. 2 is a rear plan view thereof;
FIG. 3 is a front plan view thereof;
FIG. 4 is a left-side plan view thereof;
FIG. 5 is a right-side plan view thereof;
FIG. 6 is a bottom plan view thereof; and,
FIG. 7 is a top plan view thereof.

1 Claim, 4 Drawing Sheets






FIG. 1




FIG. 2




FIG. 3




FIG. 4



FIG. 5




FIG. 6




FIG. 7