



US00D539269S

(12) **United States Design Patent**
Yoon et al.

(10) **Patent No.:** **US D539,269 S**
(45) **Date of Patent:** **** Mar. 27, 2007**

(54) **SPEAKER BOX FOR HOME THEATRE SYSTEM**

(75) Inventors: **Ki-Hyun Yoon**, Singapore (SG); **Rod White**, Singapore (SG)

(73) Assignee: **Koninklijke Philips Electronics N.V.**, Eindhoven (NL)

(**) Term: **14 Years**

(21) Appl. No.: **29/245,334**

(22) Filed: **Dec. 21, 2005**

(30) **Foreign Application Priority Data**

Oct. 7, 2002 (EM) 0000411947-0003

(51) **LOC (8) Cl.** **14-01**

(52) **U.S. Cl.** **D14/211; D14/214**

(58) **Field of Classification Search** D14/204, D14/207, 209-216, 172; 181/143-144, 147-148, 181/150, 157, 198-199, 151, 153; 381/300-302, 381/306, 333, 345, 361-364, 386-388, 332, 381/336

See application file for complete search history.

(56) **References Cited**

U.S. PATENT DOCUMENTS

D392,973 S * 3/1998 Fenner et al. D14/214

D417,872 S * 12/1999 Monson D14/211
D488,803 S * 4/2004 Chin et al. D14/211
D492,281 S * 6/2004 Hakoda D14/211
D497,155 S * 10/2004 Allen D14/211
D508,480 S * 8/2005 Oikawa D14/211
D512,987 S * 12/2005 Tsuge D14/211

* cited by examiner

Primary Examiner—Nanda Bondade

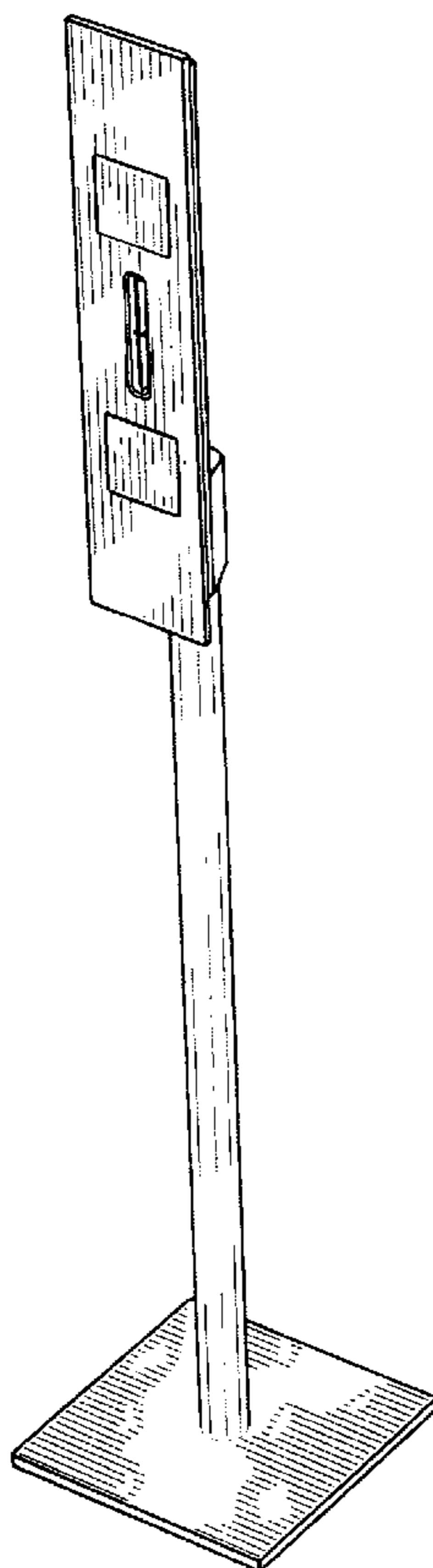
(57) **CLAIM**

The ornamental design for a speaker box for home theatre system, as shown.

DESCRIPTION

FIG. 1 is a perspective view of a speaker box for home theater system showing our new design;
FIG. 2 is a front elevational view thereof;
FIG. 3 is a rear elevational view thereof;
FIG. 4 is a left side elevational view thereof;
FIG. 5 is a right side elevational view thereof;
FIG. 6 is a top plan view thereof; and,
FIG. 7 is a bottom plan view thereof.

1 Claim, 2 Drawing Sheets



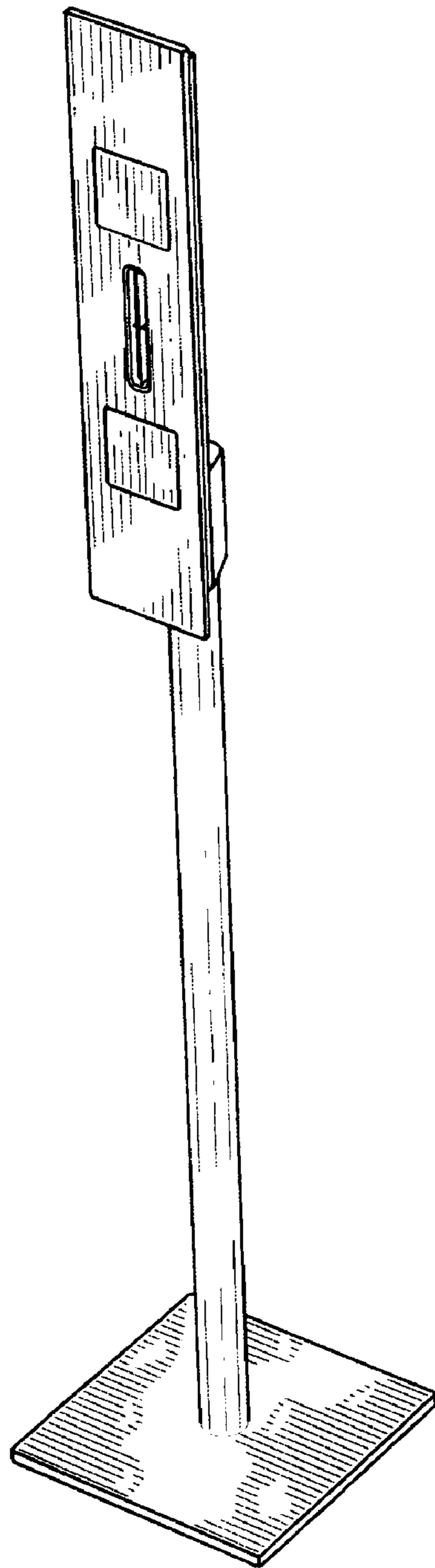


FIG. 1

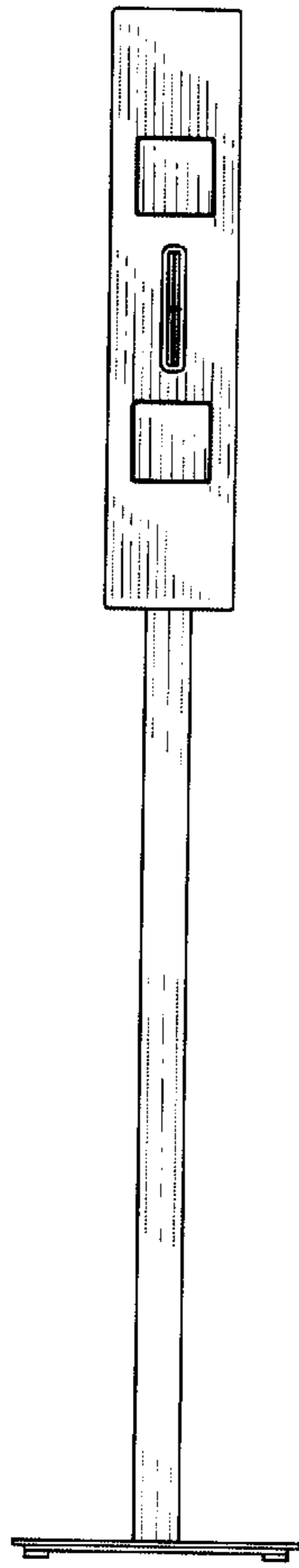


FIG. 2

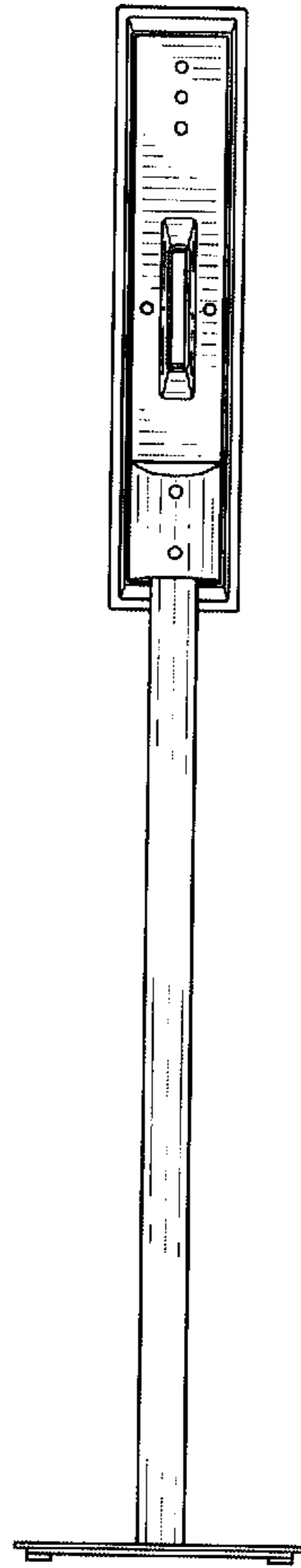


FIG. 3

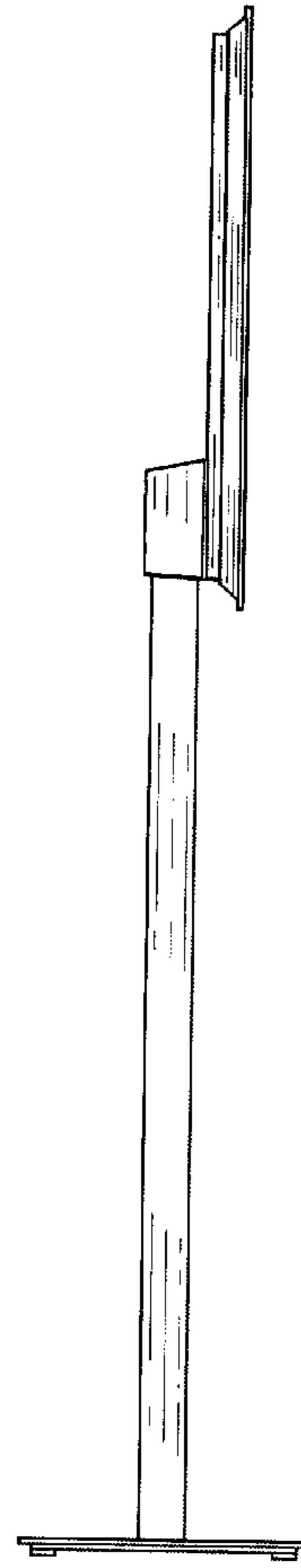


FIG. 4

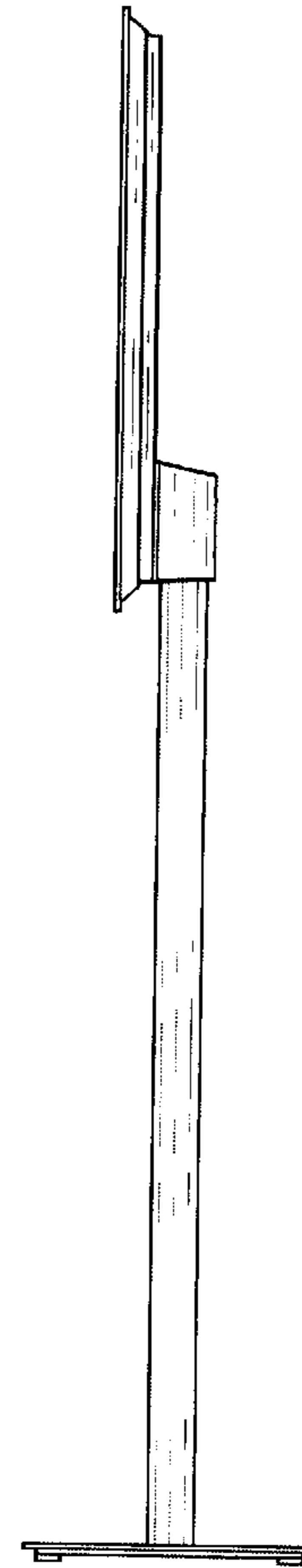


FIG. 5

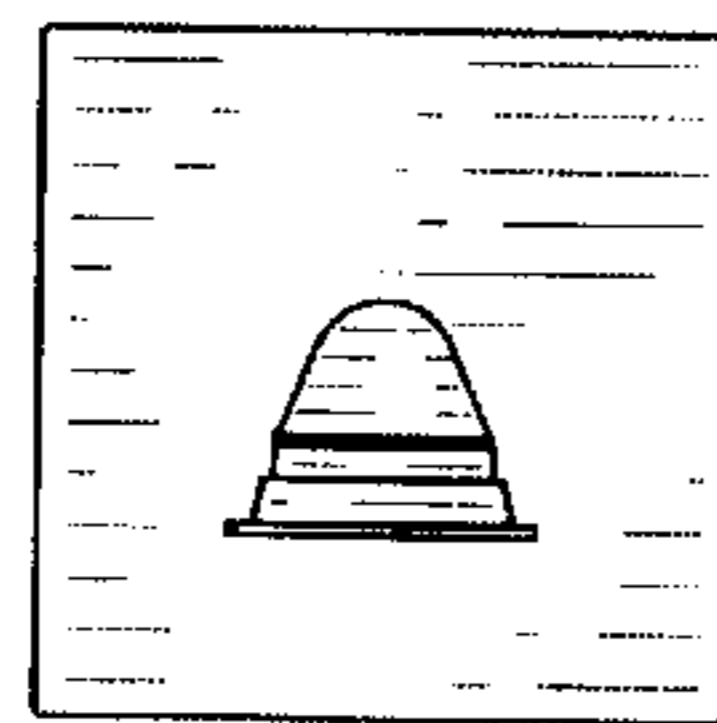


FIG. 6

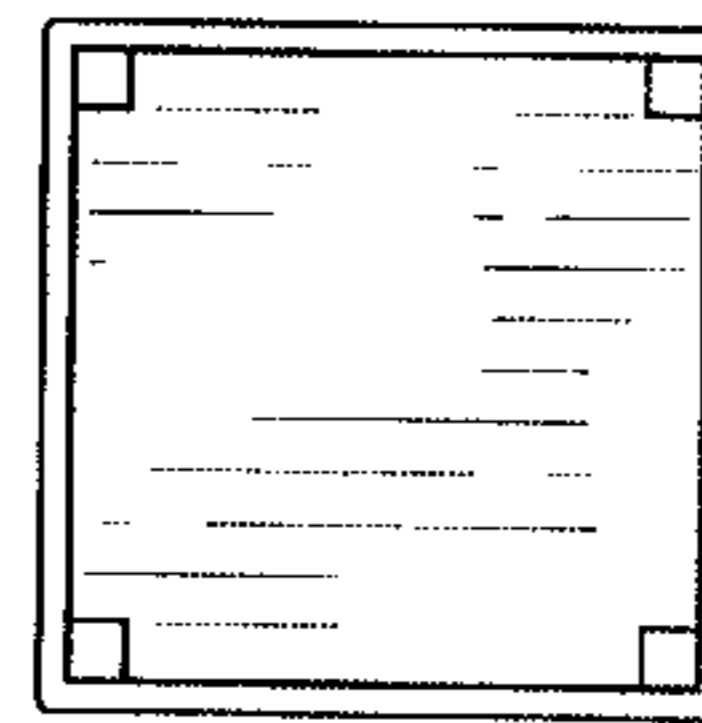


FIG. 7