



US00D539262S

(12) **United States Design Patent**
Hyodo

(10) **Patent No.:** **US D539,262 S**

(45) **Date of Patent:** **** Mar. 27, 2007**

(54) **DISC PLAYER**

D500,299 S 12/2004 Obata
D505,129 S * 5/2005 Yuyama D14/168
D511,759 S * 11/2005 Allen D14/136

(75) Inventor: **Masakatsu Hyodo**, Saitama-ken (JP)

(73) Assignee: **Sony Corporation**, Tokyo (JP)

(**) Term: **14 Years**

FOREIGN PATENT DOCUMENTS

JP D1087466 S 10/2000
JP D1212971 S 8/2004
JP D1229064 S 1/2005

(21) Appl. No.: **29/244,177**

* cited by examiner

(22) Filed: **Dec. 7, 2005**

Primary Examiner—Nanda Bondade

(30) **Foreign Application Priority Data**

Aug. 30, 2005 (JP) D2005-024962

(74) *Attorney, Agent, or Firm*—Rader, Fishman & Grauer PLLC

(51) **LOC (8) Cl.** **14-01**

(57) **CLAIM**

(52) **U.S. Cl.** **D14/156**

The ornamental design for a disc player, as shown.

(58) **Field of Classification Search** D14/135–136,
D14/156–157, 160–165, 167–168, 192–198,
D14/188; 360/99.02, 99.07; 369/75.11, 75.21,
369/77.21, 77.11; 720/612, 619, 647, 655;
455/344, 347–351

DESCRIPTION

See application file for complete search history.

FIG. 1 is a perspective view of a disc player showing my new design;

FIG. 2 is a front elevational view thereof;

FIG. 3 is a rear elevational view thereof;

FIG. 4 is a left side elevational view thereof;

FIG. 5 is a right side elevational view thereof;

FIG. 6 is a top plan view thereof; and,

FIG. 7 is a bottom plan view thereof.

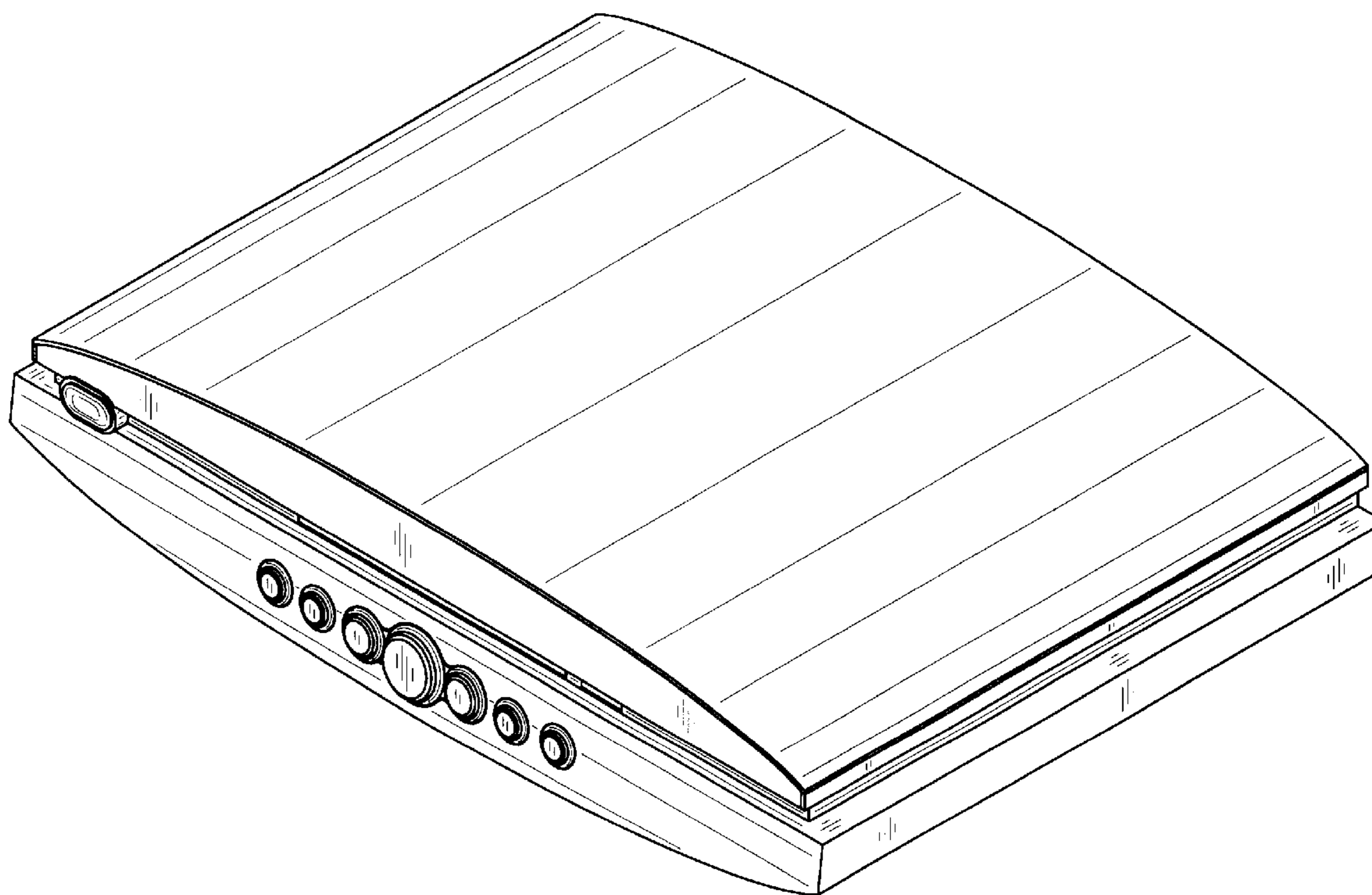
(56) **References Cited**

U.S. PATENT DOCUMENTS

D457,153 S * 5/2002 Allen D14/168

D469,751 S * 2/2003 Kimura D14/156

1 Claim, 7 Drawing Sheets



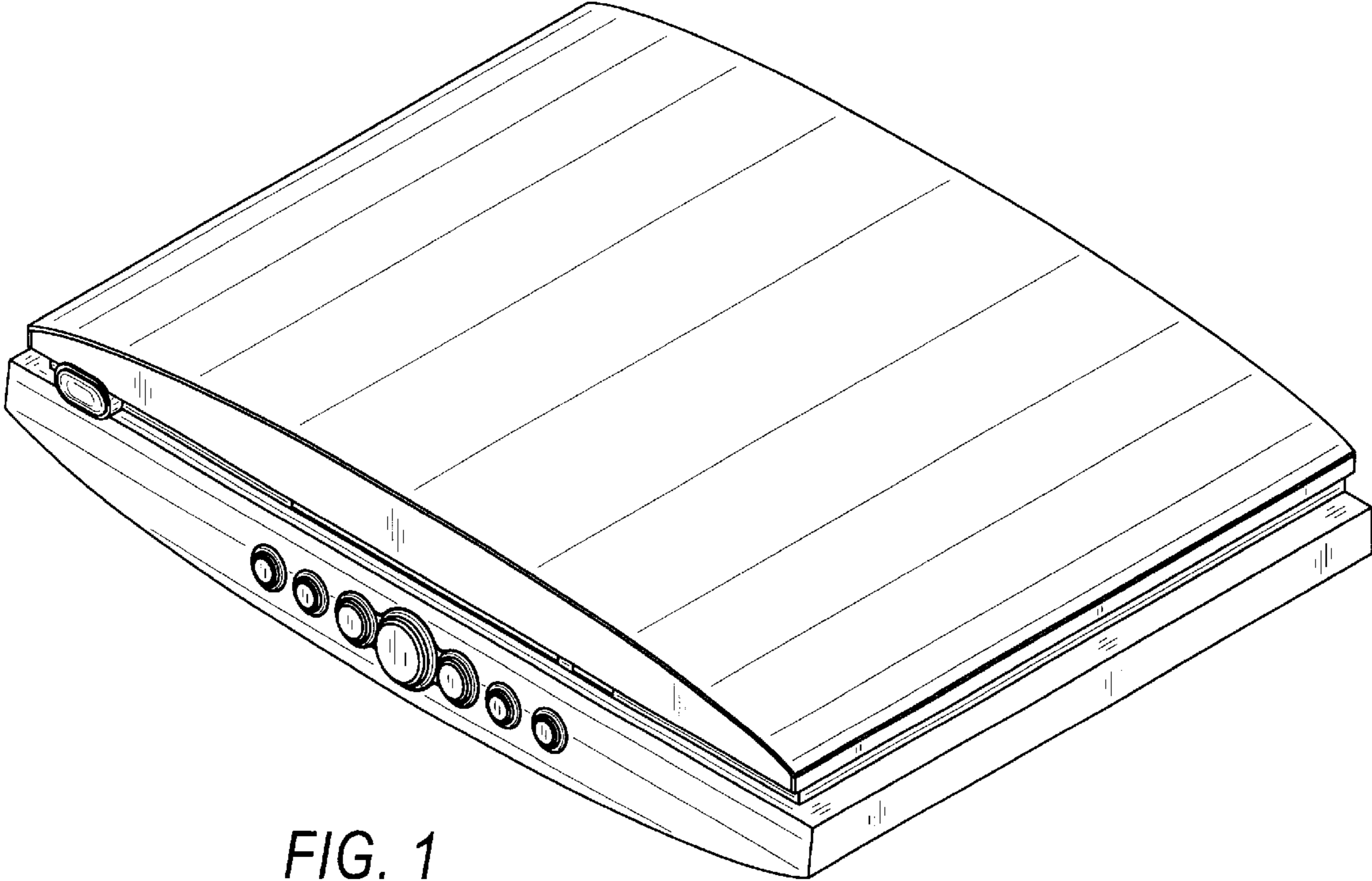


FIG. 1

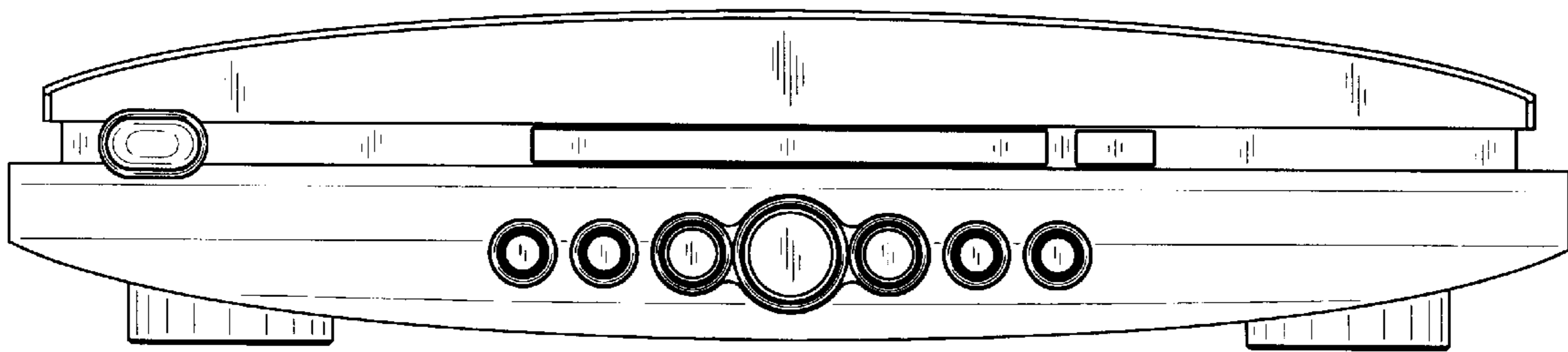


FIG. 2

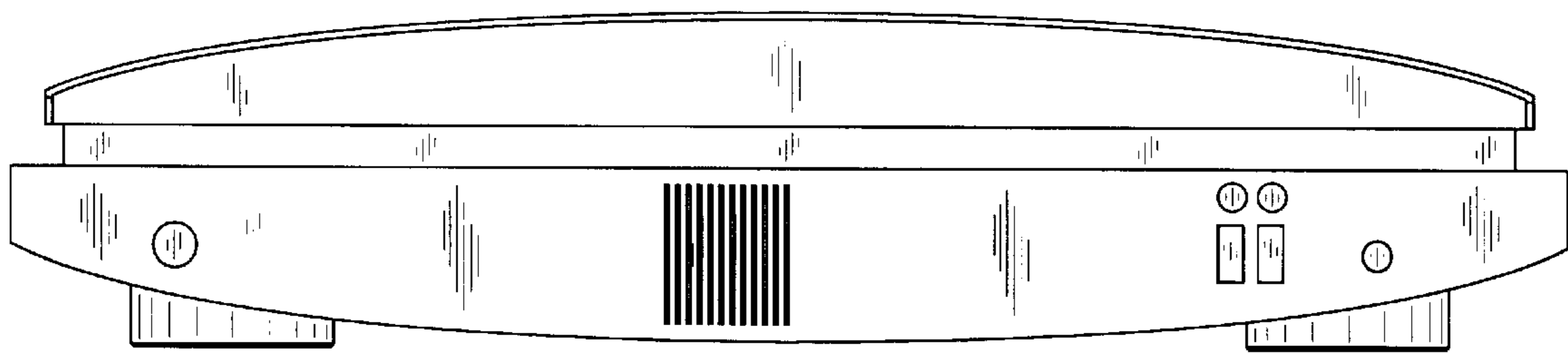


FIG. 3

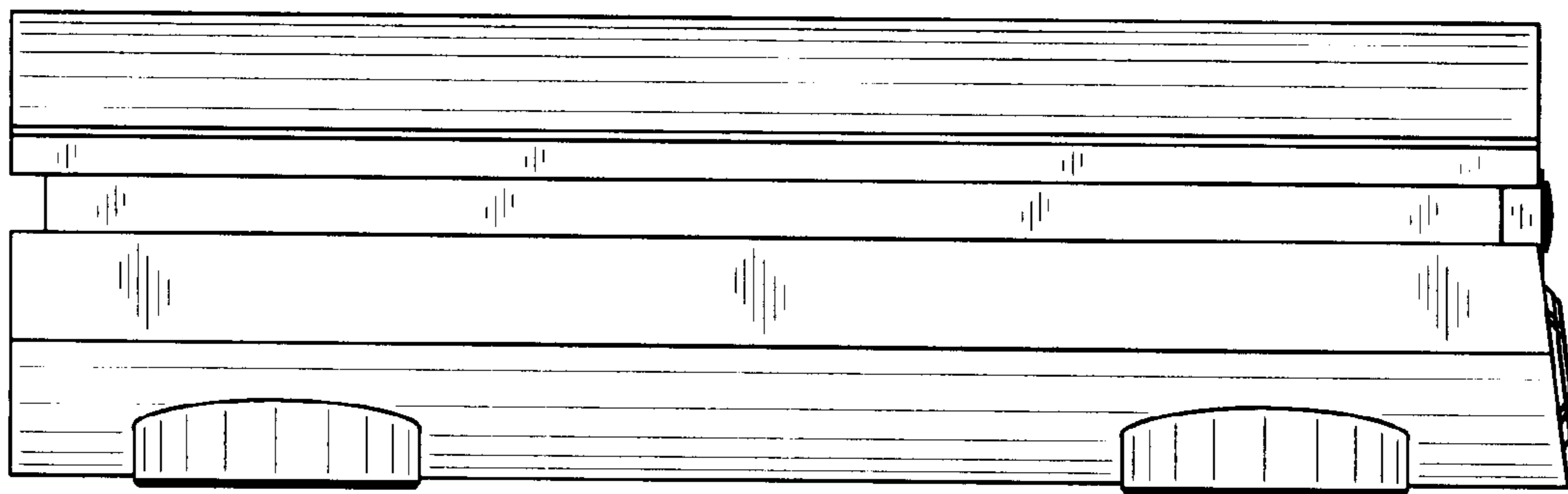


FIG. 4




FIG. 5




FIG. 6

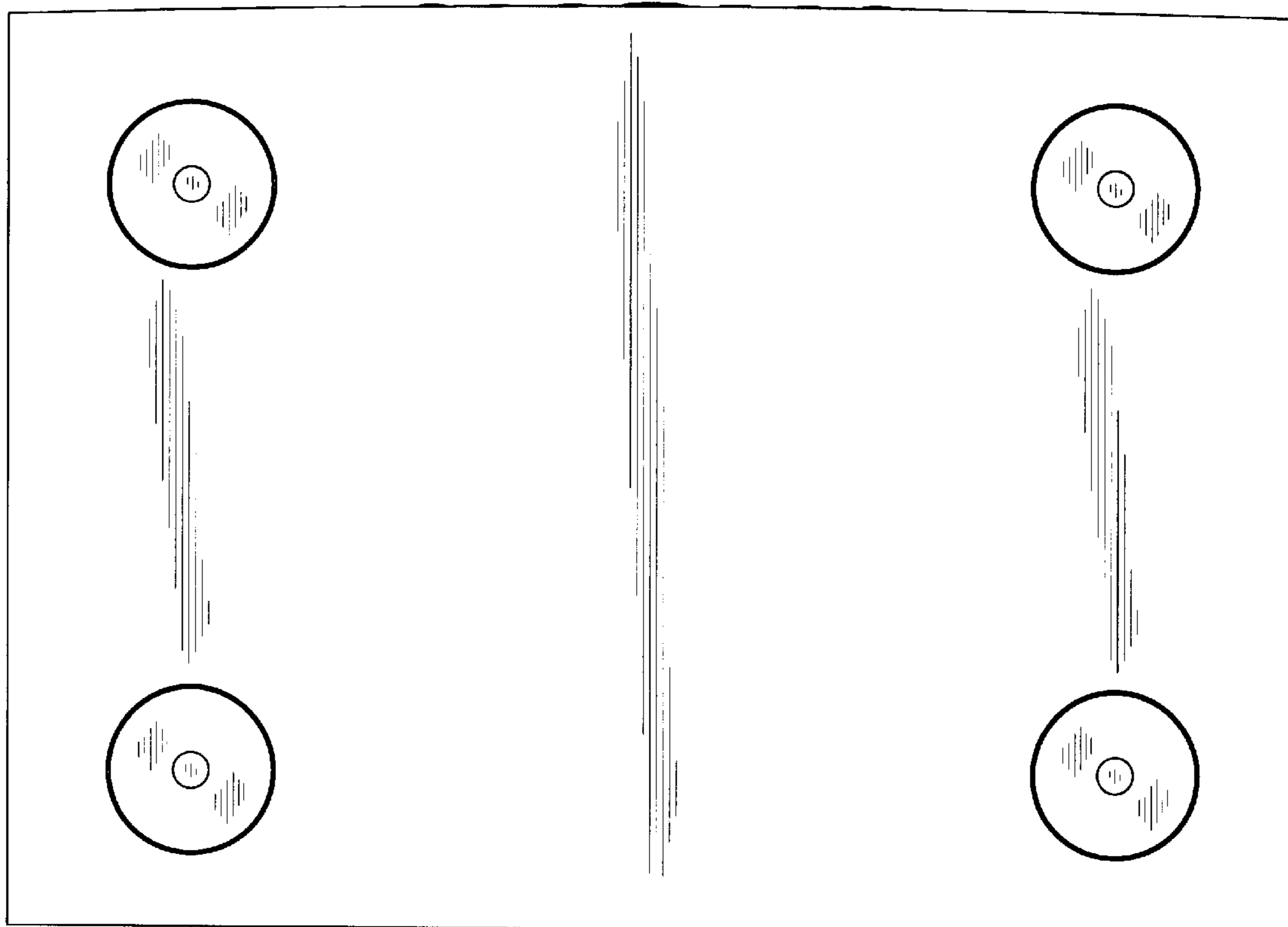


FIG. 7