



US00D539260S

(12) **United States Design Patent**
Caspi et al.

(10) **Patent No.:** **US D539,260 S**

(45) **Date of Patent:** **** Mar. 27, 2007**

(54) **CD PLAYER**

(75) Inventors: **Yuval Caspi**, Granada Hills, CA (US);
Daniel Garcia, Los Angeles, CA (US)

(73) Assignee: **MGA Entertainment, Inc.**, Van Nuys,
CA (US)

(**) Term: **14 Years**

(21) Appl. No.: **29/234,900**

(22) Filed: **Jul. 25, 2005**

(51) **LOC (8) Cl.** **14-01**

(52) **U.S. Cl.** **D14/156; D12/501**

(58) **Field of Classification Search** D14/135-136,
D14/156, 167-168, 216; 152/211, 501, 209.12,
152/209.16, 209.18; 301/5.302; 369/75.11,
369/75.21, 77.21, 77.11; 720/612, 619, 647,
720/655; 455/344, 347-351

See application file for complete search history.

(56) **References Cited**

U.S. PATENT DOCUMENTS

D47,390 S * 5/1915 Schwab D12/501
2,415,290 A * 2/1947 Kreyer 152/209.12

D239,268 S * 3/1976 Harty, Jr. D12/501
D274,424 S * 6/1984 Cunard et al. D12/211
6,176,553 B1 * 1/2001 Belli et al. 301/5.302
D483,350 S * 12/2003 Chen D14/216

* cited by examiner

Primary Examiner—Nanda Bondade

(74) *Attorney, Agent, or Firm*—Sheppard, Mullin, Richter
& Hampton LLP

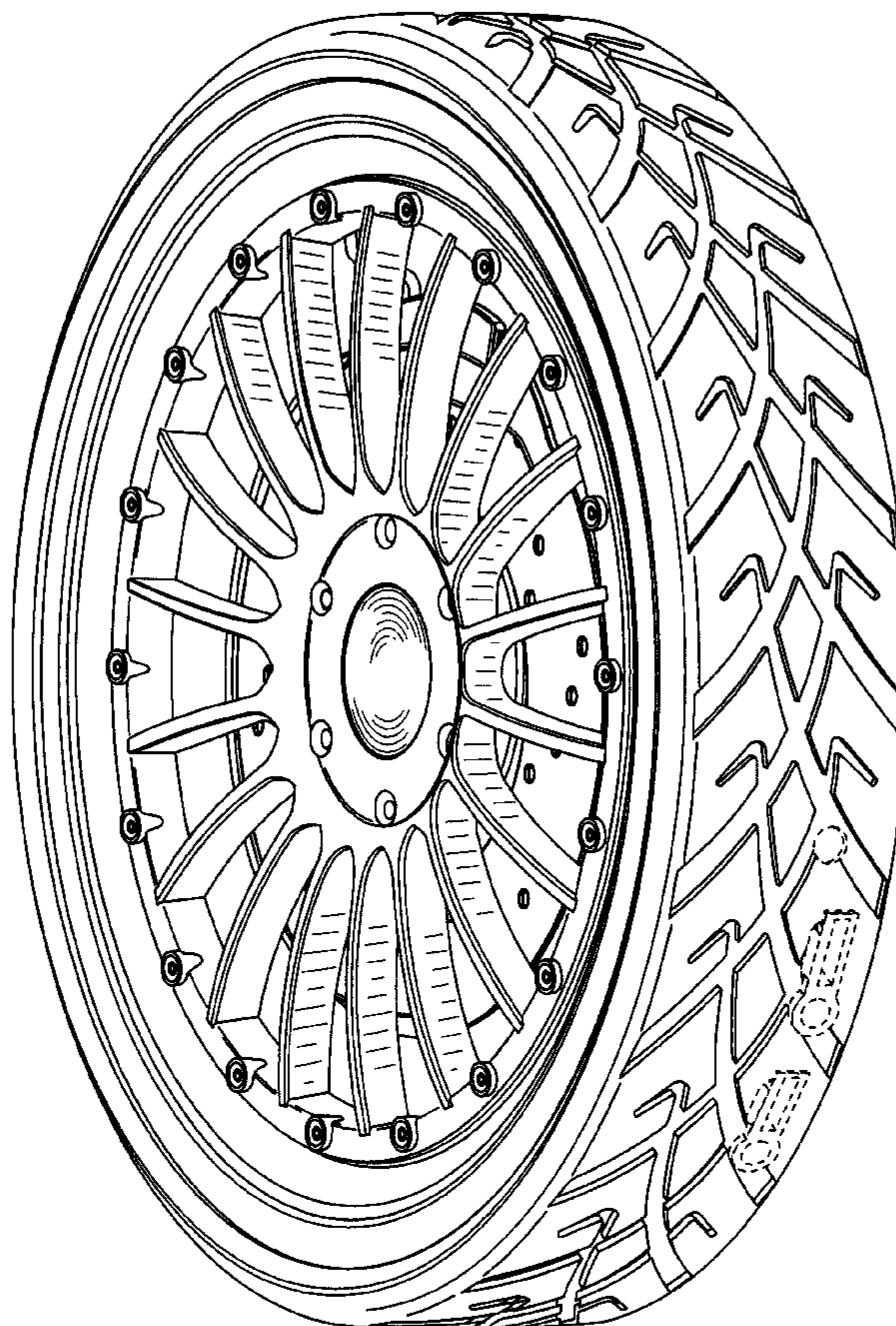
(57) **CLAIM**

We claim the ornamental design for a CD player, as shown
and described.

DESCRIPTION

FIG. 1 is a perspective view of a first embodiment of a CD
player showing the new design;
FIG. 2 is a top plan view thereof;
FIG. 3 is a bottom plan view thereof;
FIG. 4 is a front elevational view thereof;
FIG. 5 is a rear elevational view thereof;
FIG. 6 is a left side elevational view thereof; and,
FIG. 7 is a right side elevational view thereof.
The dotted lines are for illustrative purposes only and form
no part of the claimed design.

1 Claim, 5 Drawing Sheets



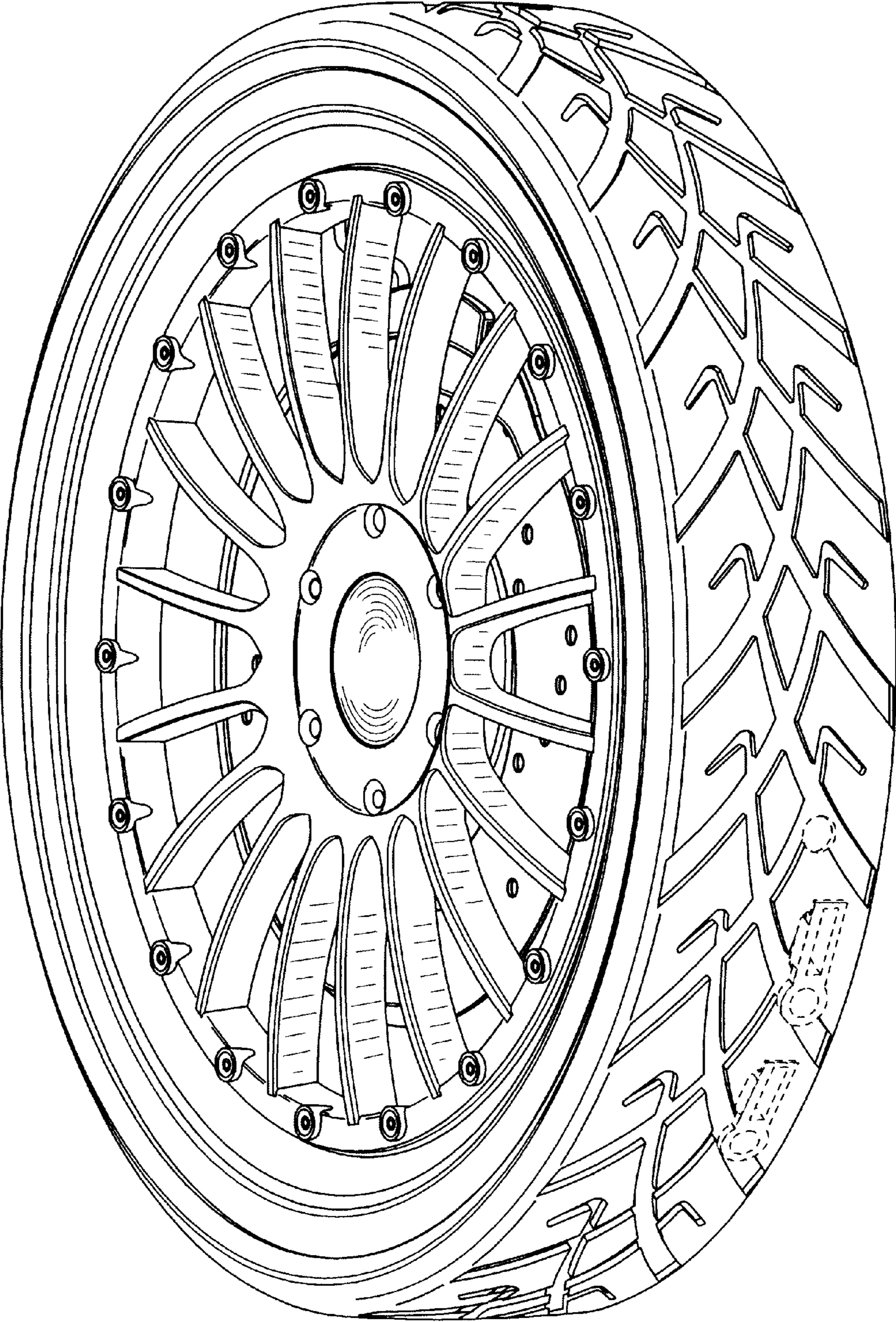


FIG. 1

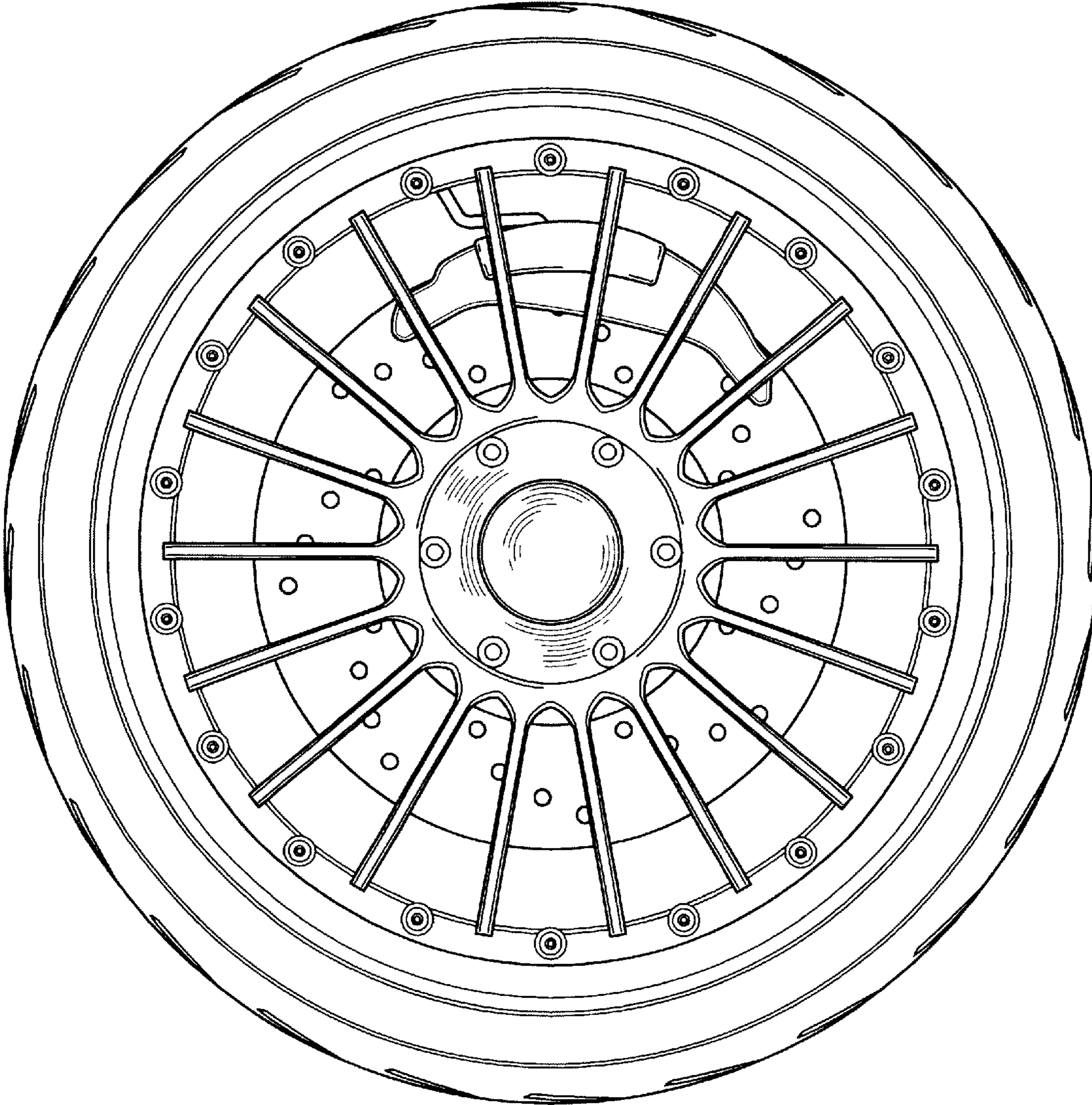


FIG. 2

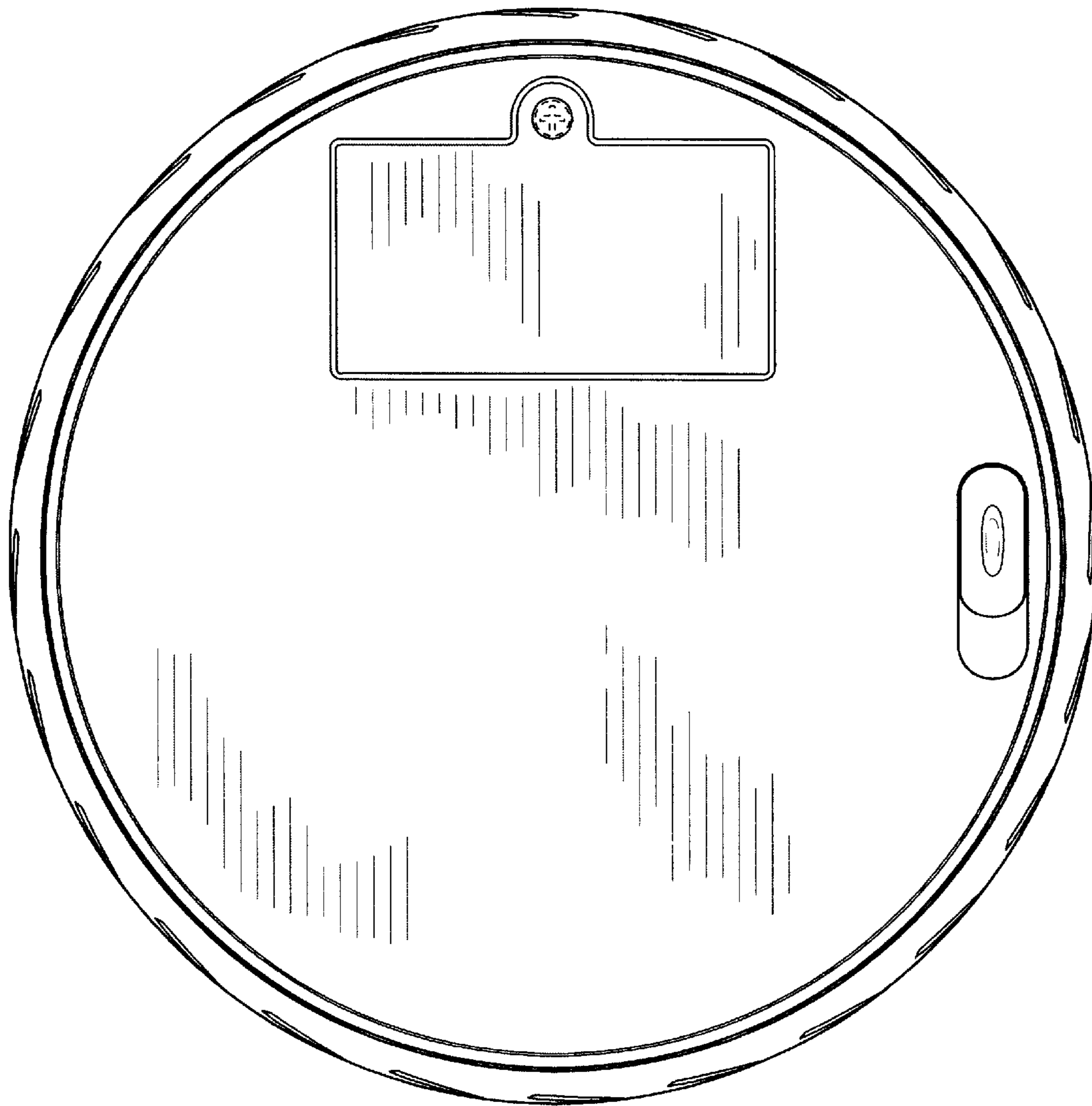


FIG. 3




FIG. 4




FIG. 5

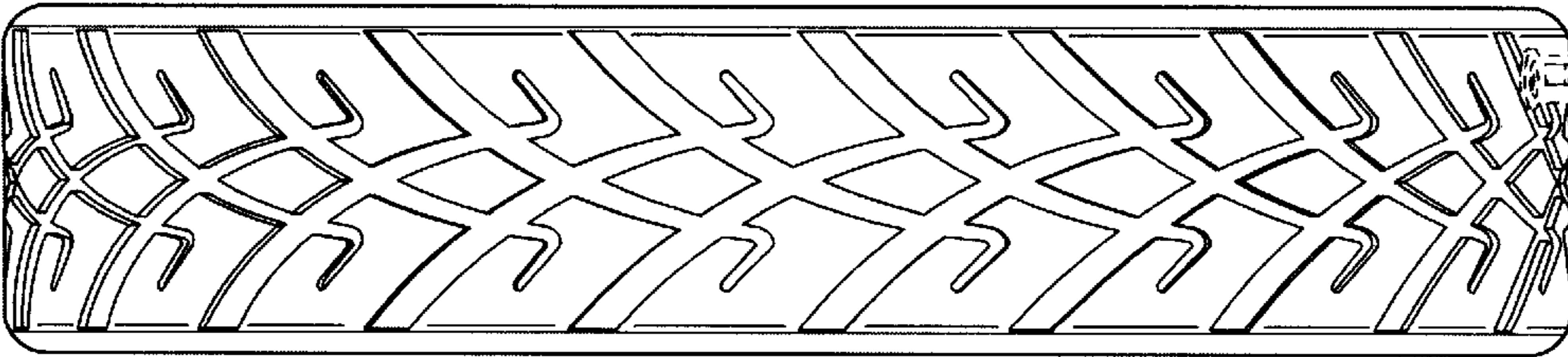


FIG. 6

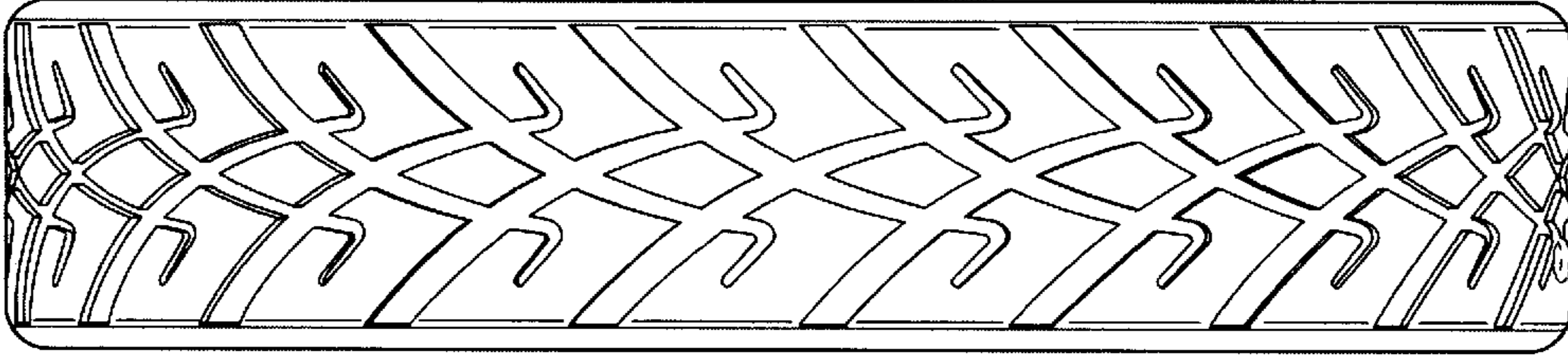


FIG. 7