

US00D539239S

(12) **United States Design Patent**  
**Lemaire**

(10) **Patent No.:** **US D539,239 S**

(45) **Date of Patent:** **\*\* Mar. 27, 2007**

(54) **DECORATIVE ELECTRICAL SWITCH**

(76) **Inventor:** **Charles A. Lemaire**, 13195 Flamingo Ct., Apple Valley, MN (US) 55124-7941

(\*\*) **Term:** **14 Years**

(21) **Appl. No.:** **29/239,497**

(22) **Filed:** **Sep. 29, 2005**

(51) **LOC (8) Cl.** ..... **13-03**

(52) **U.S. Cl.** ..... **D13/169**

(58) **Field of Classification Search** ..... D13/158, D13/169, 174; D14/256; 200/5 A, 6 R, 293-297, 200/315, 332, 333, 335, 339, 433, 525, 553  
See application file for complete search history.

(56) **References Cited**

**U.S. PATENT DOCUMENTS**

824,700	A	7/1906	Avery	
D61,027	S	6/1922	Benjamin	
D87,428	S	7/1932	Cahn	
3,908,109	A *	9/1975	Studebaker	200/275
D274,808	S	7/1984	Schwartz	
D287,358	S	12/1986	Schwartz	
4,974,844	A	12/1990	Richards	
5,594,208	A *	1/1997	Cancellieri et al.	174/58
D404,770	S	1/1999	Meade et al.	
D411,168	S	6/1999	Rossman et al.	
D421,966	S *	3/2000	Allen et al.	D13/174

6,107,585	A *	8/2000	Gehr	200/505
D434,393	S *	11/2000	Gehr	D13/174
D447,332	S	9/2001	Pisarevsky	
D464,329	S *	10/2002	Mainiero	D13/169
6,710,274	B2 *	3/2004	Whetzel et al.	200/330
D498,213	S *	11/2004	Savicki et al.	D13/169
6,840,648	B2	1/2005	Bryant et al.	
2003/0226681	A1	12/2003	Lindenstrauss et al.	
2005/0122666	A1	6/2005	Schmieta et al.	
2006/0131149	A1 *	6/2006	Mattarelli	200/329

\* cited by examiner

*Primary Examiner*—Selina Sikder

(74) *Attorney, Agent, or Firm*—Charles A. Lemaire; Lemarie Patent Law Firm, P.L.L.C.

(57) **CLAIM**

I claim the ornamental design for a decorative electrical switch, as shown and described.

**DESCRIPTION**

FIG. 1 shows a front view of the decorative electrical switch showing the new design;

FIG. 2 shows a top view thereof;

FIG. 3 is side view thereof; and,

FIG. 4 perspective view thereof.

In FIGS. 1-4, the broken line illustration of the environmental structure forms no part of the claimed invention.

**1 Claim, 1 Drawing Sheet**

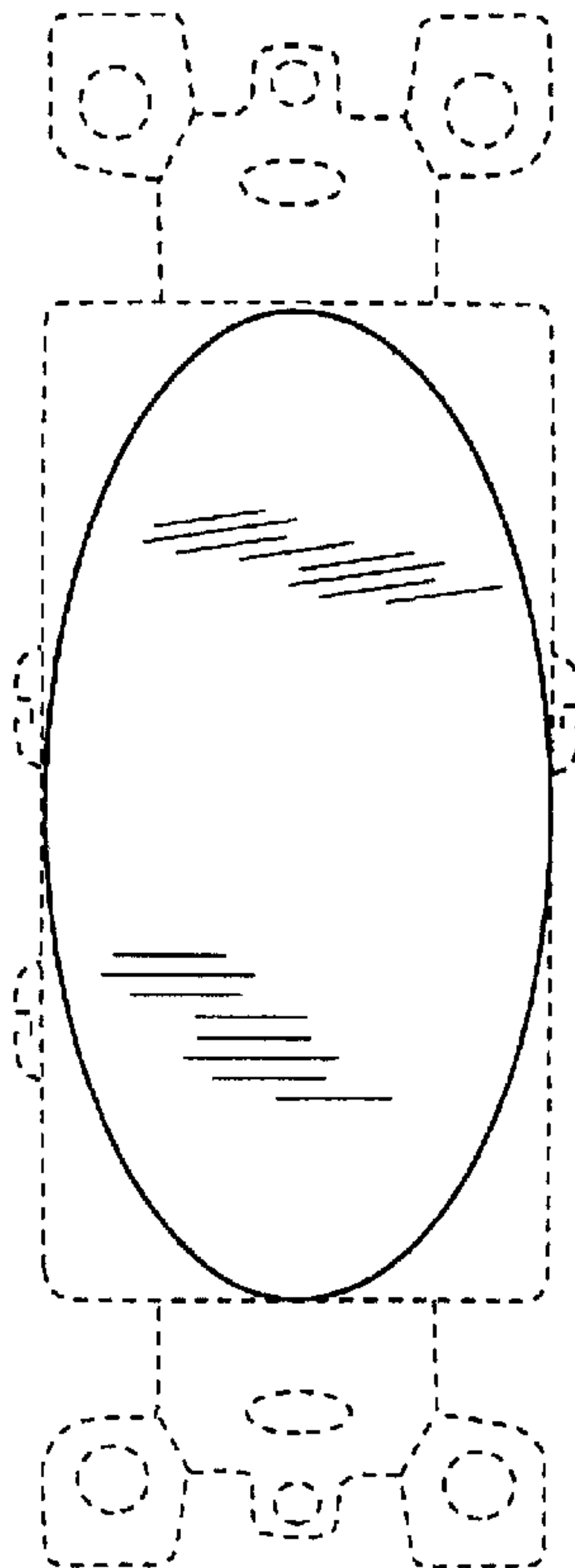


FIG. 2

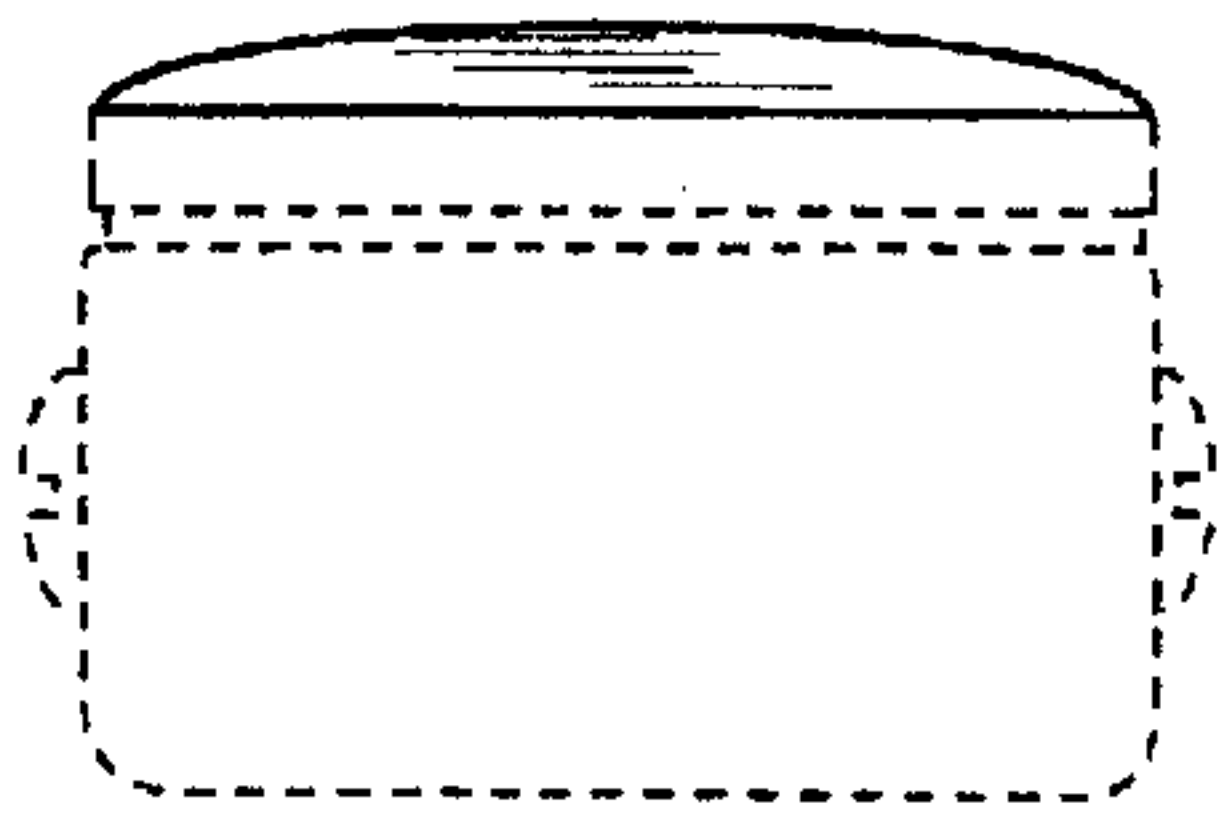


FIG. 1

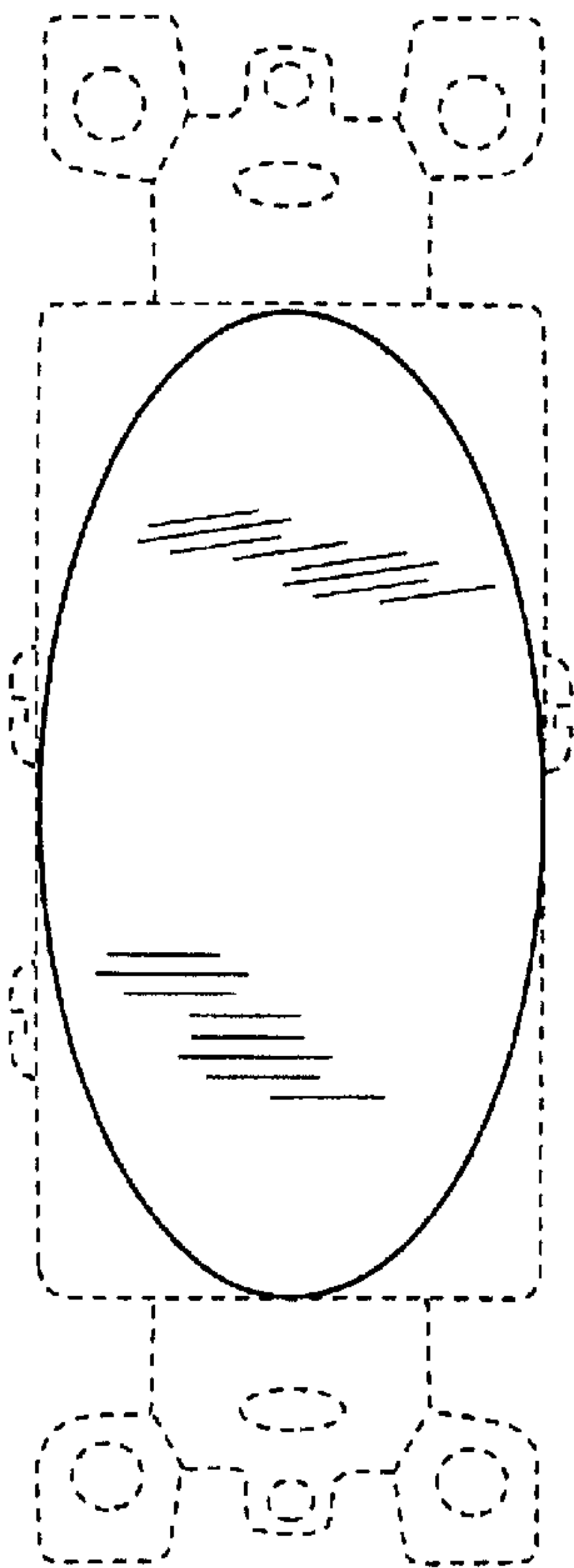


FIG. 3

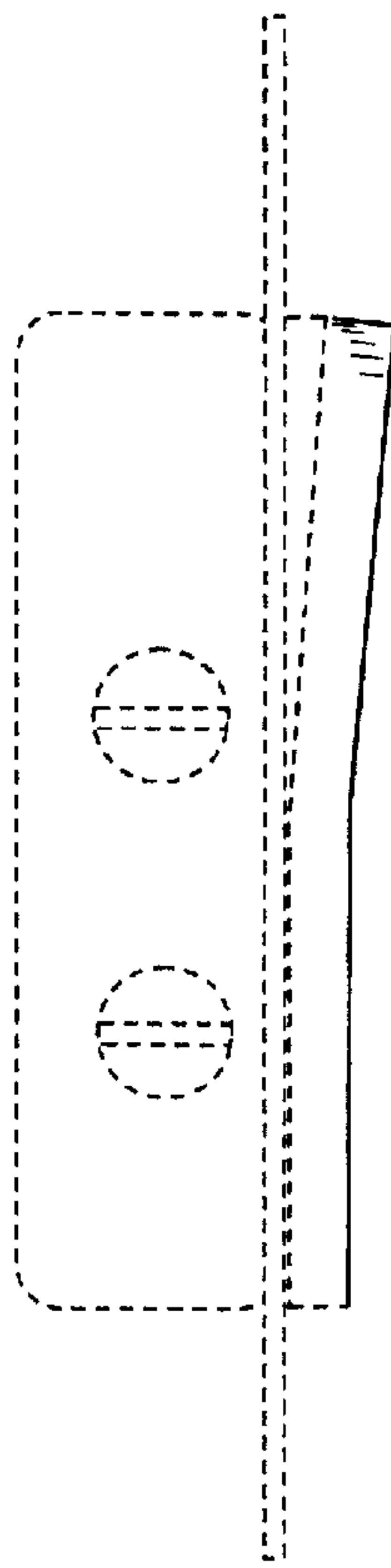


FIG. 4

