



US00D539214S

(12) **United States Design Patent**  
**Miyazaki**

(10) **Patent No.:** **US D539,214 S**

(45) **Date of Patent:** **\*\* Mar. 27, 2007**

(54) **AUTOMOBILE TIRE**

(75) Inventor: **Tetsuji Miyazaki**, Osaka (JP)

(73) Assignee: **Toyo Tire & Rubber Co., Ltd.**, Osaka (JP)

(\*\*) Term: **14 Years**

(21) Appl. No.: **29/237,342**

(22) Filed: **Aug. 30, 2005**

(51) **LOC (8) Cl.** ..... **12-15**

(52) **U.S. Cl.** ..... **D12/605**

(58) **Field of Classification Search** ..... D12/501,  
D12/503, 605; 152/209.1, 209.9, 209.16,  
152/209.25, 209.27, 523, DIG. 12; 301/37.22;  
D7/565, 568, 571, 572, 585  
See application file for complete search history.

(56) **References Cited**

U.S. PATENT DOCUMENTS

D139,185 S	*	10/1944	Rudd	.....	D7/585
2,403,309 A	*	7/1946	Smith	.....	152/209.16
D161,395 S	*	12/1950	Spreier	.....	D7/585
D274,422 S	*	6/1984	Wright	.....	D12/580
D386,136 S	*	11/1997	Ratliff, Jr.	.....	D12/605
D398,885 S	*	9/1998	Ratliff, Jr.	.....	D12/503
D415,456 S		10/1999	Yanez		
D420,957 S	*	2/2000	Yanez	.....	D12/605

D436,332 S		1/2001	Yanez		
D488,769 S	*	4/2004	Guidry	.....	D12/605
D497,593 S	*	10/2004	Ratliff et al.	.....	D12/605
D500,286 S	*	12/2004	Leynaert et al.	.....	D12/582
D516,016 S	*	2/2006	Miyazaki et al.	.....	D12/605
D517,004 S	*	3/2006	Miyazaki et al.	.....	D12/605
D521,444 S	*	5/2006	Miyazaki et al.	.....	D12/605

\* cited by examiner

*Primary Examiner*—Robert M. Spear

(74) *Attorney, Agent, or Firm*—Jordon and Hamburg LLP


(57) **CLAIM**

The ornamental design for an automobile tire, as shown and described.

**DESCRIPTION**

FIG. 1 is a front view of the automobile tire of the invention; FIG. 2 is a rear view thereof; FIG. 3 is a left-side view thereof; FIG. 4 is a right-side view thereof; FIG. 5 is an enlarged fragmentary right-side view thereof; and, FIG. 6 is an enlarged end elevational view of the section 6 in FIG. 5, taken along the line 6A-6B in FIG. 5. The broken line showing of portions of the automobile tire is for illustrative purposes and forms no part of the claimed design.

**1 Claim, 6 Drawing Sheets**






FIG. 1




FIG. 2




FIG. 3




FIG.4

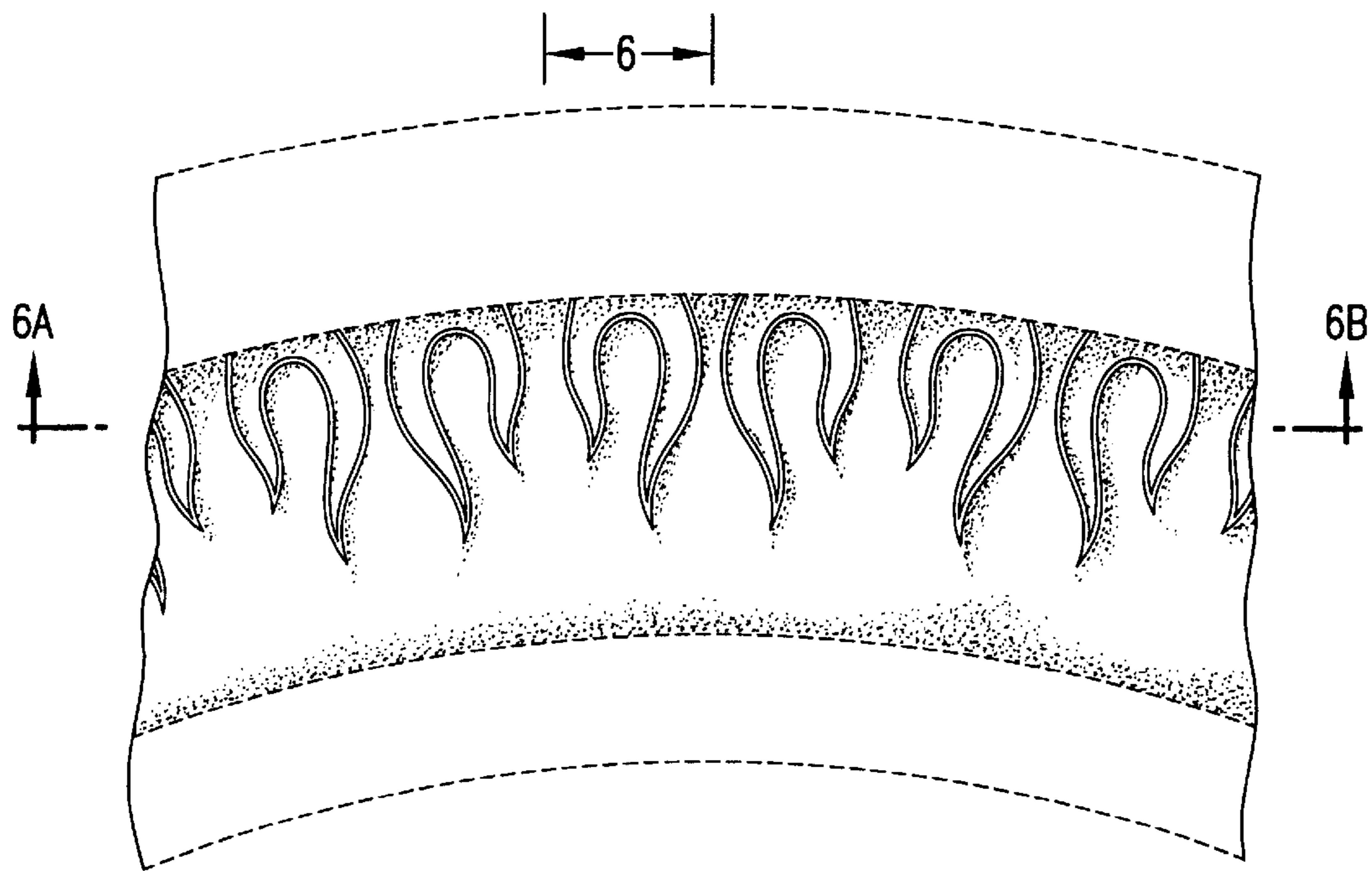


FIG. 5

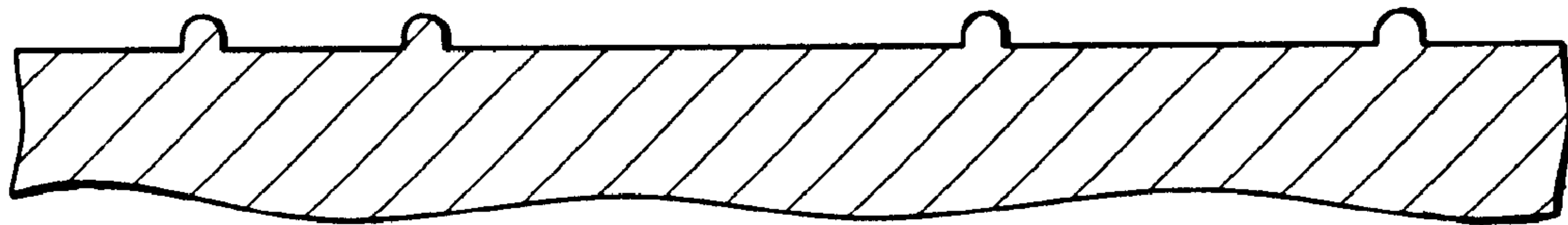


FIG. 6