



US00D539211S

(12) **United States Design Patent**
Ezra

(10) **Patent No.:** **US D539,211 S**
(45) **Date of Patent:** **** Mar. 27, 2007**

(54) **KART CARRIER**

(76) Inventor: **Brandon Joshua Ezra**, 9341 S. Street
Rd. 39, Winamac, IN (US) 46996

(**) Term: **14 Years**

(21) Appl. No.: **29/253,659**

(22) Filed: **Feb. 13, 2006**

(51) **LOC (8) Cl.** **12-16**

(52) **U.S. Cl.** **D12/406**

(58) **Field of Classification Search** D12/400,
D12/406, 412-414.1, 162, 408; D6/552;
280/760-762, 769, 727; 414/462, 537; 410/3;
224/539, 519, 485, 510-511, 522, 524, 400-401,
224/489-490, 494, 924, 43.32, 42.33, 402-405;
D34/32; 254/88

See application file for complete search history.

(56) **References Cited**

U.S. PATENT DOCUMENTS

1,528,934 A	3/1925	Momahon	
3,567,052 A	3/1971	Millard	
3,724,694 A	4/1973	Wilson	
3,731,830 A	5/1973	Long	
3,796,333 A *	3/1974	Goldstein 414/462
3,912,139 A	10/1975	Bowman	
4,234,284 A	11/1980	Hauff	
4,275,981 A	6/1981	Bruhn	
4,349,138 A	9/1982	Bruhn	
D291,619 S	8/1987	Guillory	
4,744,590 A	5/1988	Chesney	
4,813,584 A	3/1989	Wiley	

D306,992 S	4/1990	Morehouse	
D314,543 S *	2/1991	Ott et al. D12/408
D360,729 S	7/1995	Collins	
5,431,522 A *	7/1995	Ross 414/462
5,497,927 A *	3/1996	Peterson 224/519
D393,241 S	4/1998	Diotte	
D398,129 S	9/1998	Sacks	
5,899,655 A *	5/1999	Miller et al. 414/462
D430,377 S	8/2000	Collins	
D430,533 S *	9/2000	Peschmann et al. D12/408
6,179,184 B1	1/2001	Belinky et al.	
6,390,343 B1	5/2002	Jain	
D458,579 S	6/2002	Adams	
D467,218 S *	12/2002	Peschmann et al. D12/408
6,887,027 B2 *	5/2005	O'Leary et al. 414/462

* cited by examiner

Primary Examiner—Stacia Cadmus

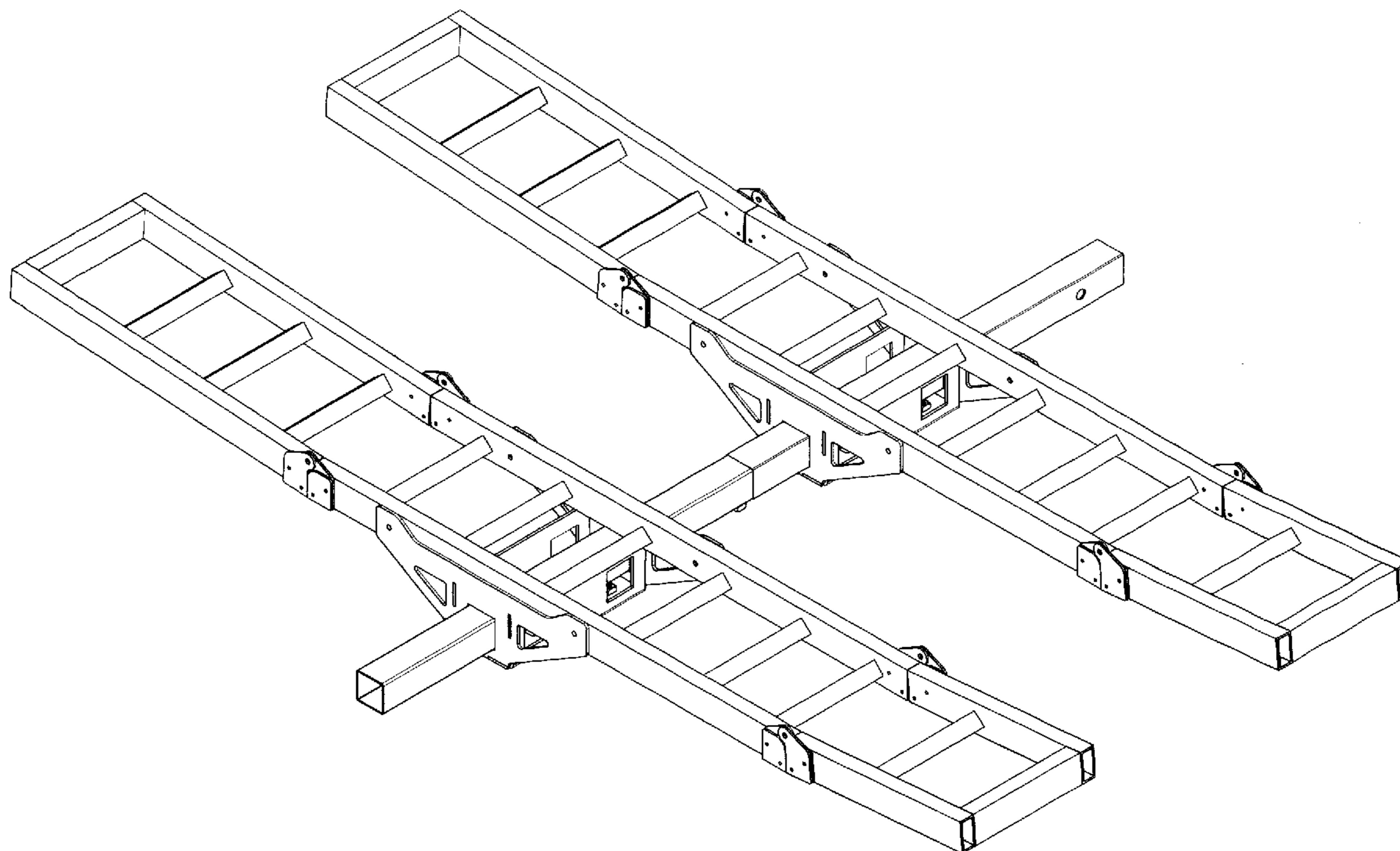
(57) **CLAIM**

The ornamental design for a kart carrier, as shown and described.

DESCRIPTION

FIG. 1 is a front perspective view of a kart carrier.
FIG. 2 is a rear perspective view of a kart carrier.
FIG. 3 is a front elevation view of the kart carrier.
FIG. 4 is a rear elevation view of the kart carrier.
FIG. 5 is a top plan view of the kart carrier.
FIG. 6 is a bottom plan view of the kart carrier.
FIG. 7 is a left side elevation view of the kart carrier; and,
FIG. 8 is a right side elevation view of the kart carrier.

1 Claim, 5 Drawing Sheets



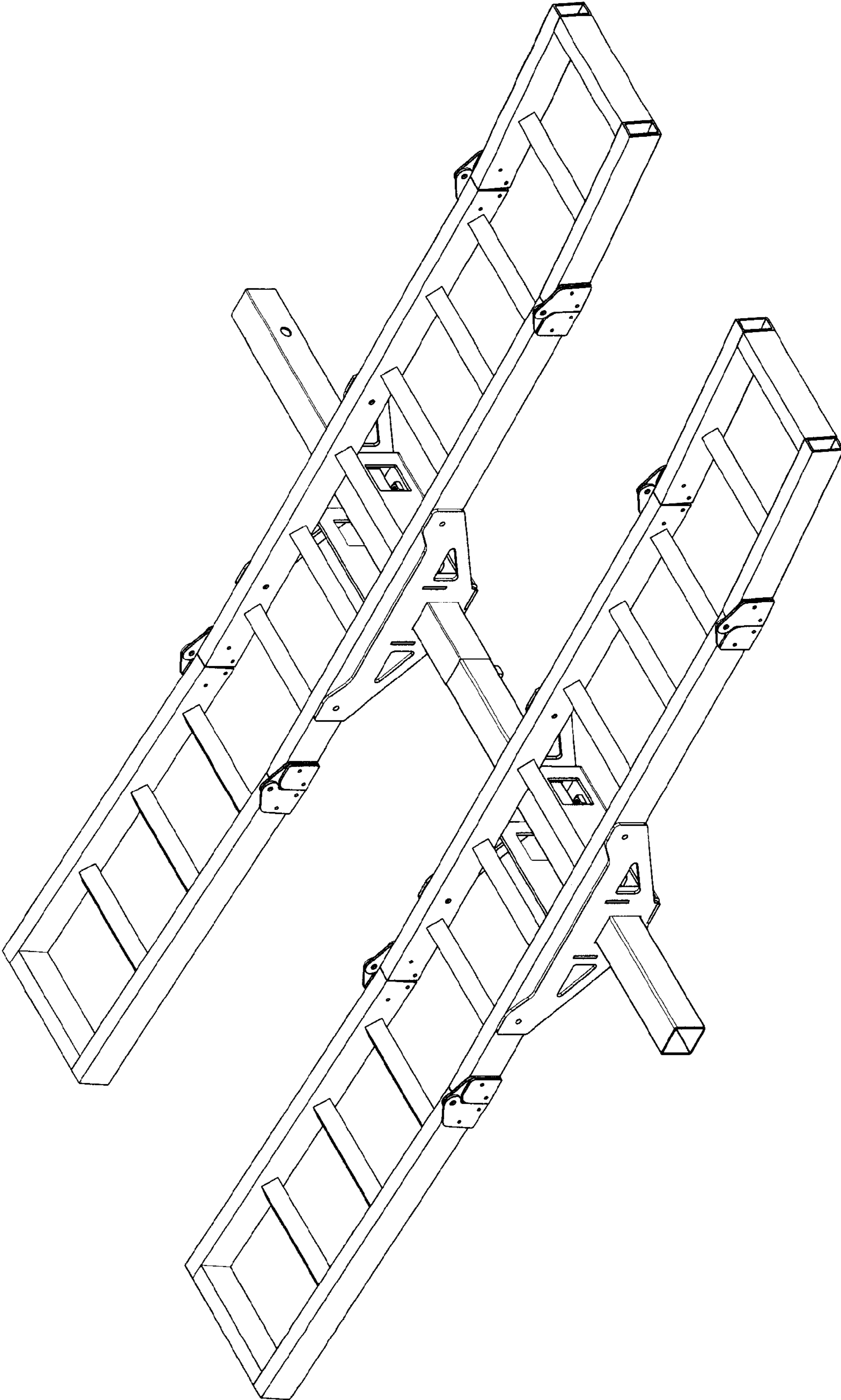


Figure 1

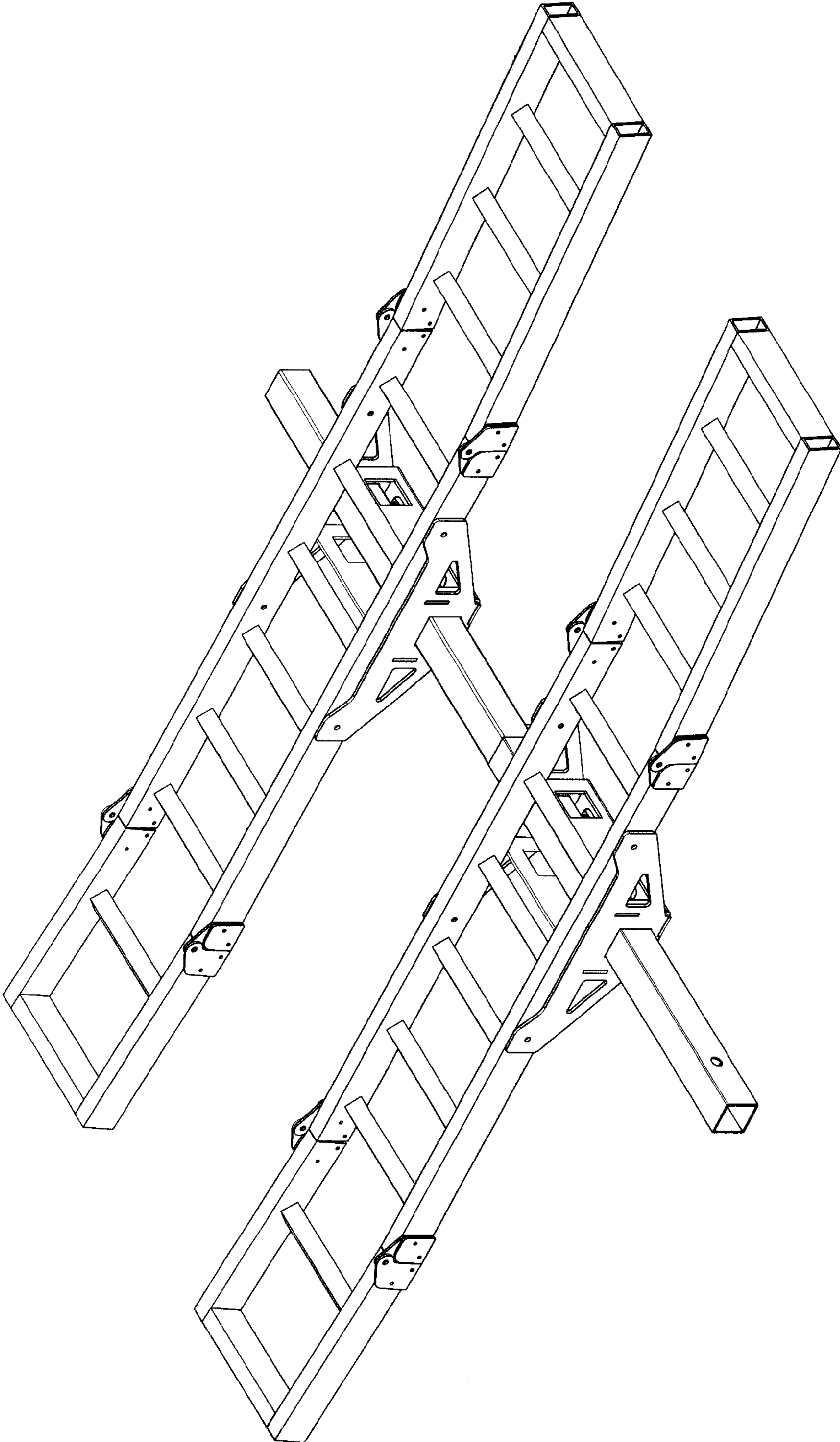


Figure 2

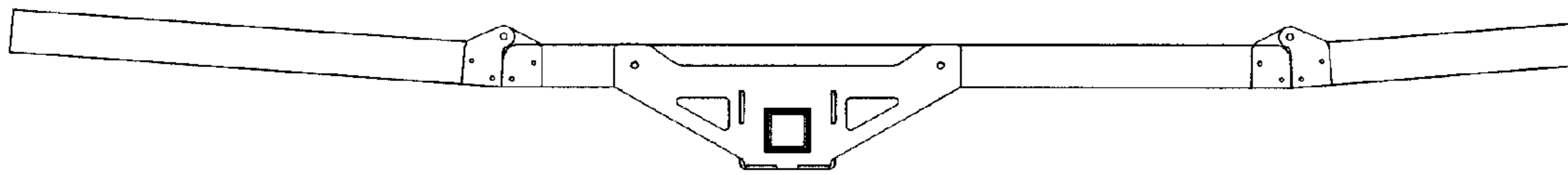


Figure 3

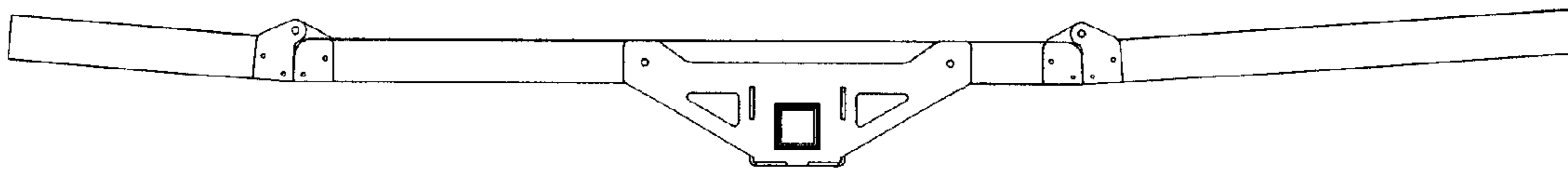


Figure 4

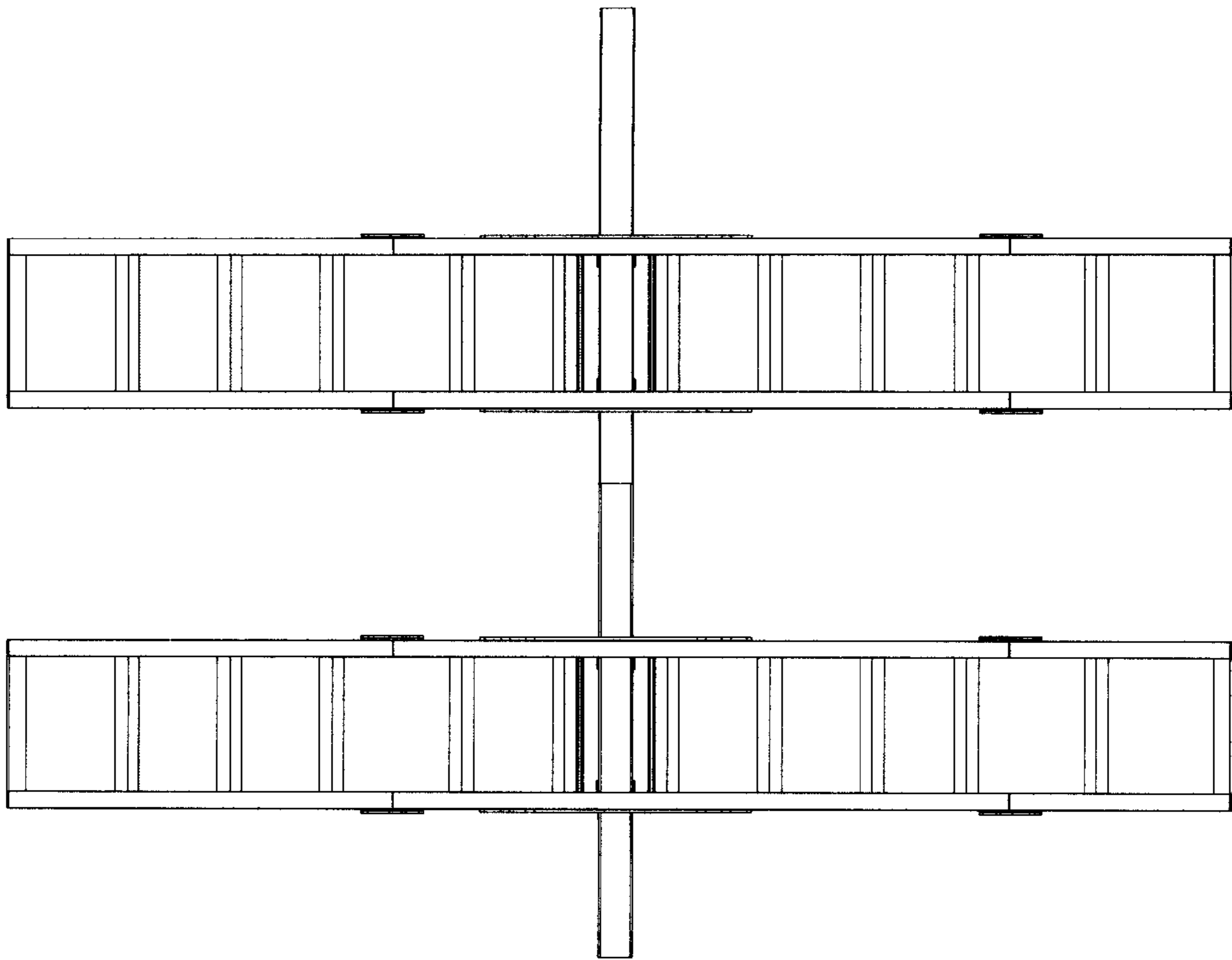


Figure 5

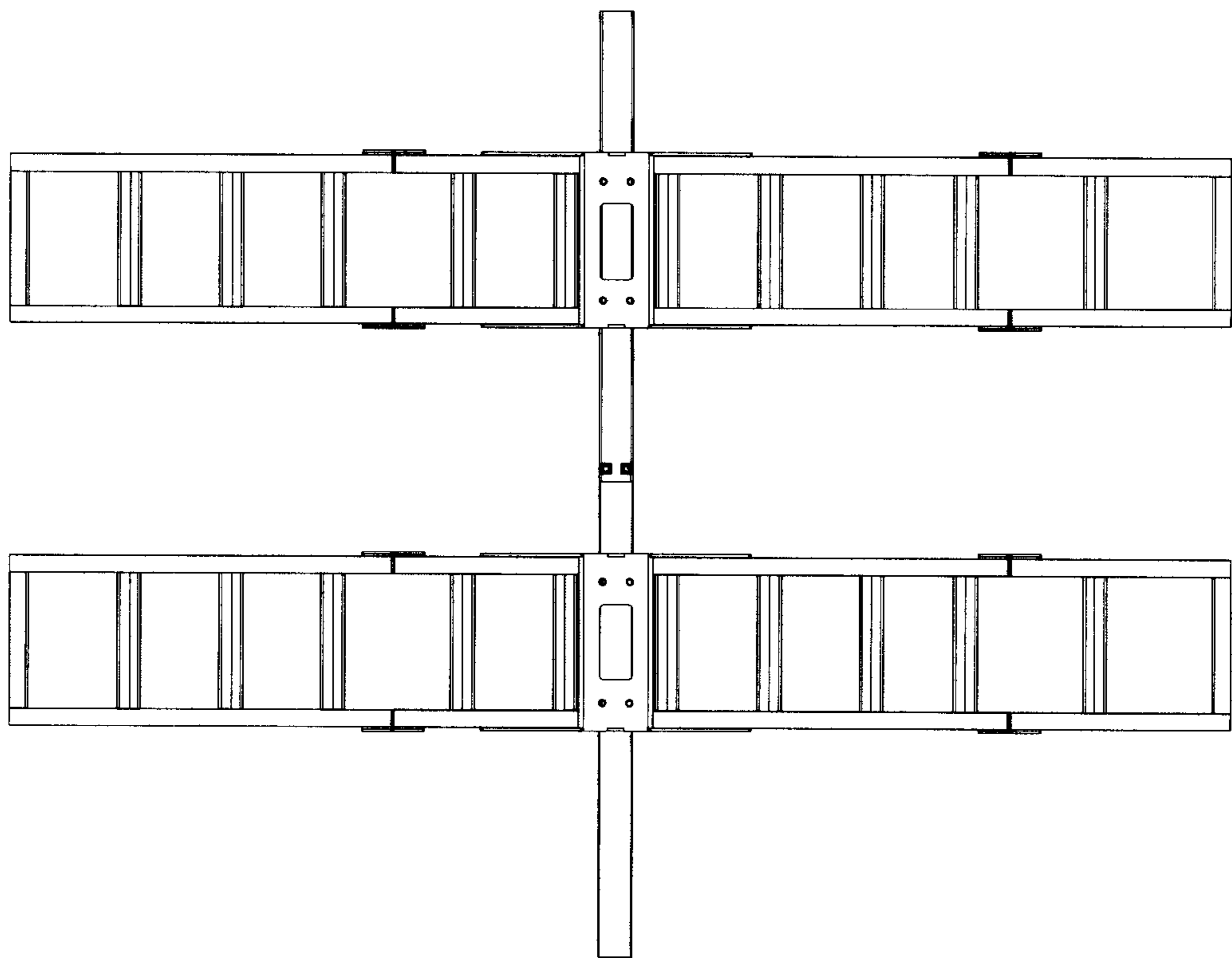


Figure 6

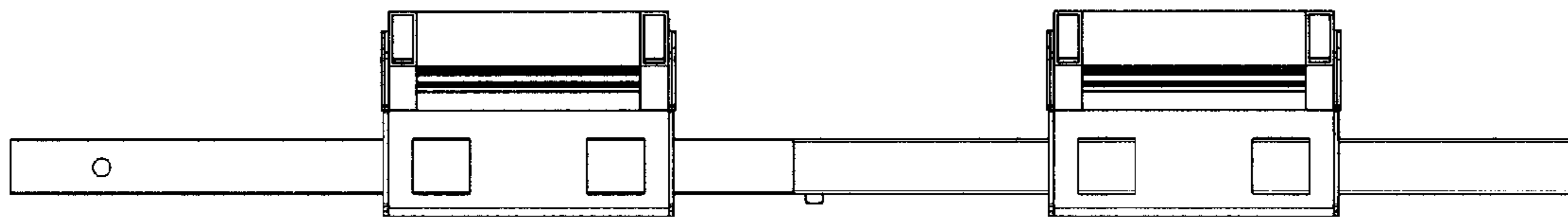


Figure 7

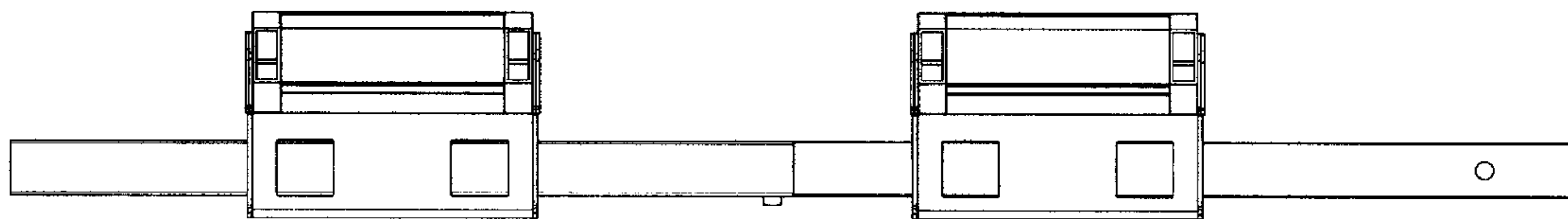


Figure 8