



US00D539196S

(12) **United States Design Patent**
Pfeiffer

(10) **Patent No.:** **US D539,196 S**
(45) **Date of Patent:** **** Mar. 27, 2007**

(54) **SURFACE CONFIGURATION OF A RADIATOR GRILL FOR A VEHICLE**

(75) Inventor: **Peter Pfeiffer**, Boeblingen (DE)

(73) Assignee: **DaimlerChrysler AG**, Stuttgart (DE)

(**) Term: **14 Years**

(21) Appl. No.: **29/253,498**

(22) Filed: **Feb. 8, 2006**

Related U.S. Application Data

(63) Continuation-in-part of application No. 29/233,867, filed on Jul. 12, 2005.

(51) **LOC (8) Cl.** **12-16**

(52) **U.S. Cl.** **D12/163**

(58) **Field of Classification Search** D12/90-92,
D12/86, 169, 196; 296/180.1, 180.2; 293/102,
293/113, 115, 117, 120
See application file for complete search history.

(56) **References Cited**

U.S. PATENT DOCUMENTS

D498,186 S	*	11/2004	Iwai	D12/163
D505,099 S	*	5/2005	Suzuki	D12/163
D507,770 S	*	7/2005	Minami	D12/163
D510,302 S	*	10/2005	Sugimoto	D12/163
D511,721 S	*	11/2005	Neuchi et al.	D12/163
D513,212 S	*	12/2005	Pfeiffer et al.	D12/163
D523,791 S	*	6/2006	Pfeiffer	D12/163

OTHER PUBLICATIONS

Auto Bild, Nr. 1, Jan. 7, 2005.
Auto Bild, Nr. 11, Mar. 18, 2005.
Auto Bild, Nr. 18, Apr. 30, 2004.

Auto motor und sport, Jul. 2003.

Auto motor und sport, "Auf Grosser Fahrt," Booklet 21, Sep. 29, 2004, pp. 1-6.

Auto Strasseverkehr, "Daimlers Neuer Chic," Dec. 3, 2004, pp. 1-4.

Weyer, Peter, "Neuer Schwung," stern, Feb. 10, 2005, pp. 1-2. Auto Bild.

* cited by examiner

Primary Examiner—Melody N. Brown

(74) *Attorney, Agent, or Firm*—Crowell & Moring LLP

(57) **CLAIM**

The ornamental design for a surface configuration of a radiator grill for a vehicle, as shown and described.


DESCRIPTION

This application is related to the following co-pending applications, of the inventor, filed on even date herewith: Application Ser. No. 29/233,903, entitled "Surface Configuration of a Vehicle, Toy, and/or Other Replicas"; and Application Ser. No. 29/233,904, entitled "Surface Configuration of a Vehicle, Toy, and/or Other Replicas".

FIG. 1 is a left perspective view of a surface configuration of a radiator grill for a vehicle according to my novel design, the right perspective view being a mirror symmetrical; and, FIG. 2 is a front view of the surface configuration of a radiator grill for a vehicle according to my novel design.

The broken lines are for illustrative purposes only and form no part of the claimed design.

1 Claim, 1 Drawing Sheet






FIG. 1




FIG. 2