



US00D539191S

(12) **United States Design Patent**
Castiglione et al.

(10) **Patent No.:** **US D539,191 S**

(45) **Date of Patent:** **** Mar. 27, 2007**

(54) **AUTOMOBILE BODY**

(75) Inventors: **Michael R Castiglione**, Carlsbad, CA (US); **Kevin R Verduyn**, Carlsbad, CA (US); **Thomas G Tremont**, Birmingham, MI (US)

(73) Assignee: **DaimlerChrysler Corporation**, Auburn Hills, MI (US)

(**) Term: **14 Years**

(21) Appl. No.: **29/244,999**

(22) Filed: **Dec. 16, 2005**

(51) **LOC (8) Cl.** **12-08**

(52) **U.S. Cl.** **D12/92**

(58) **Field of Classification Search** D12/90-92,
D12/86, 88; D21/424, 433, 548; 296/181.1,
296/181.5

See application file for complete search history.

(56) **References Cited**

U.S. PATENT DOCUMENTS

D217,905 S	*	6/1970	Lamborghini	D12/91
D252,020 S	*	6/1979	Giugiaro	D12/91
D257,834 S	*	1/1981	Giugiaro	D12/92
D347,408 S	*	5/1994	Dreyer	D12/92

OTHER PUBLICATIONS

Original advertisement "Challenger. Watch it!" featuring the 1970 Dodge Challenger R/T.

Original advertisement "That's some groovy, affordable new price, too. Challenger." featuring the 1971 Dodge Challenger.

Original advertisement "Hello, new people. We have a new car for you." featuring the 1970 Plymouth 'cuda.

Original advertisement featuring the 1971 Plymouth 'Cuda.

Specifications and Images of the 1970 Dodge Challenger T/A.

* cited by examiner

Primary Examiner—Melody N. Brown

(74) *Attorney, Agent, or Firm*—Ralph E. Smith

(57) **CLAIM**

The ornamental design for an automobile body, as shown and described.

DESCRIPTION

FIG. 1 is a front perspective view of an automobile body showing our new design;

FIG. 2 is a side view thereof;

FIG. 3 is a front view thereof;


FIG. 4 is a rear view thereof; and

FIG. 5 is a rear perspective view thereof; and,

FIG. 6 is a top plan view thereof.

It will be understood that the dashed lines presented in the drawings are for illustration only, and do not form a part of the claimed design.

1 Claim, 5 Drawing Sheets



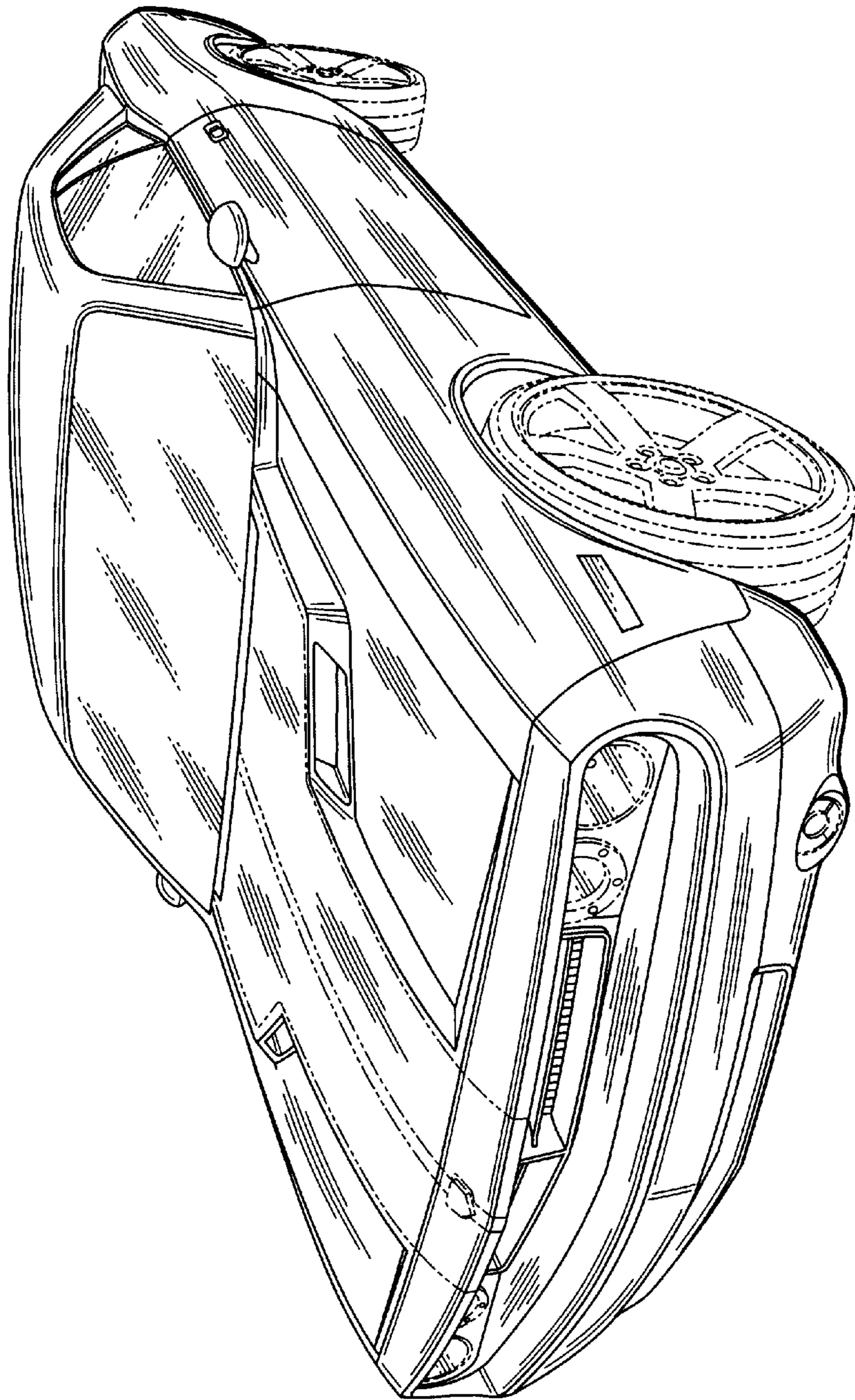


Fig. 1

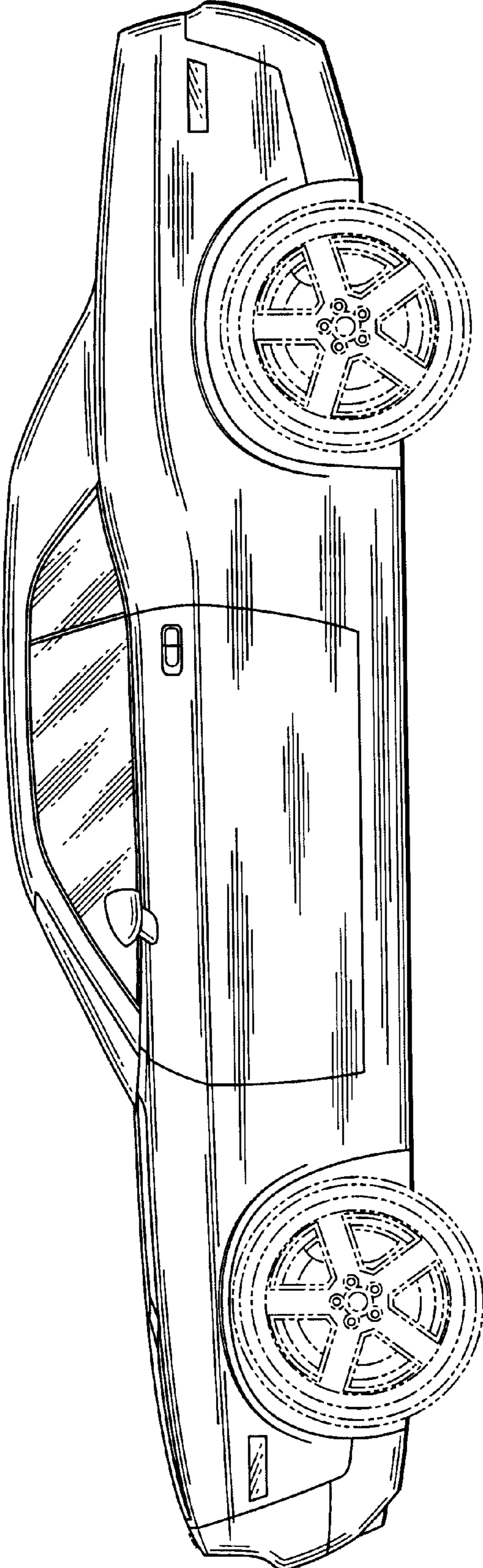


Fig. 2




Fig. 3

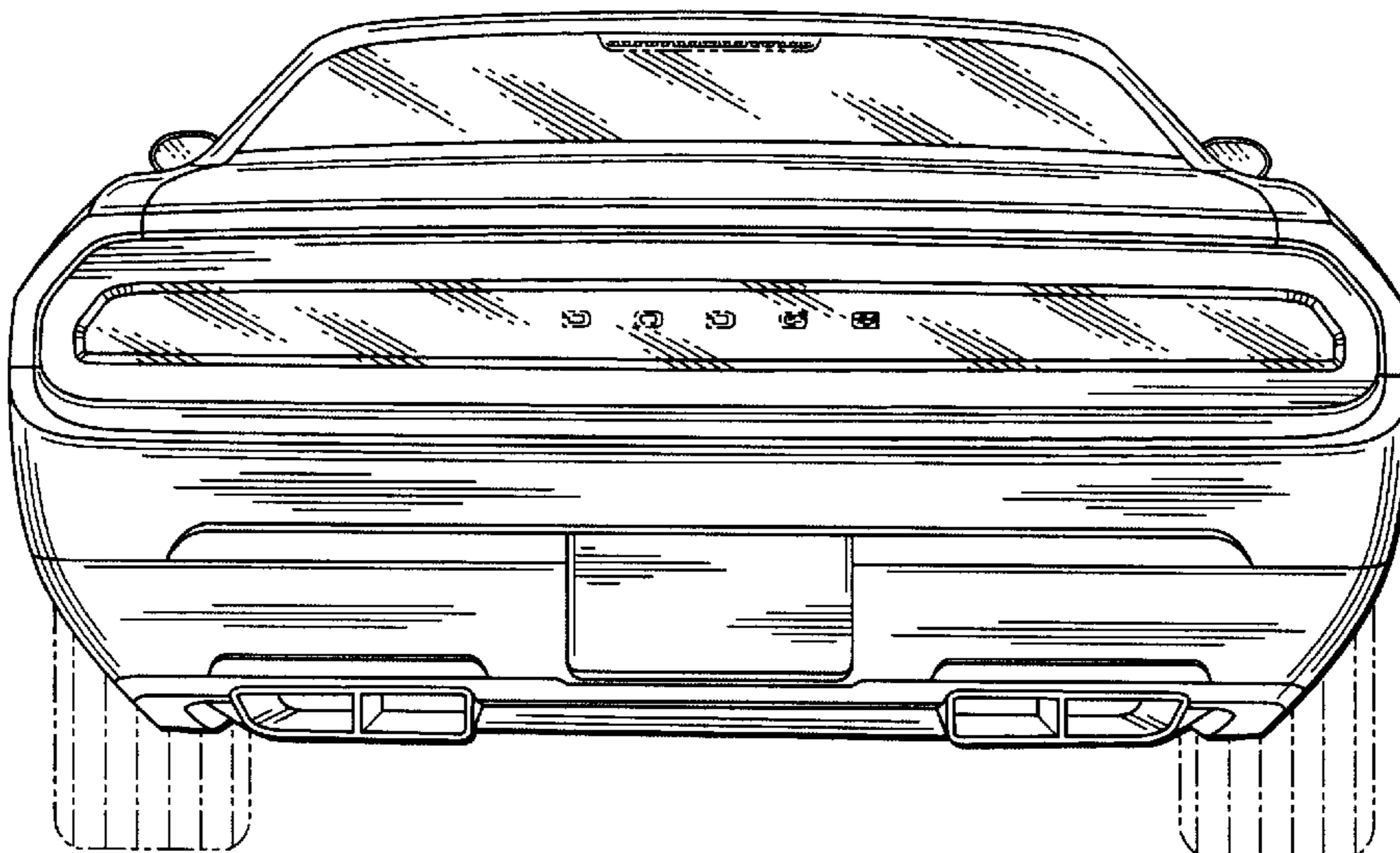


Fig. 4

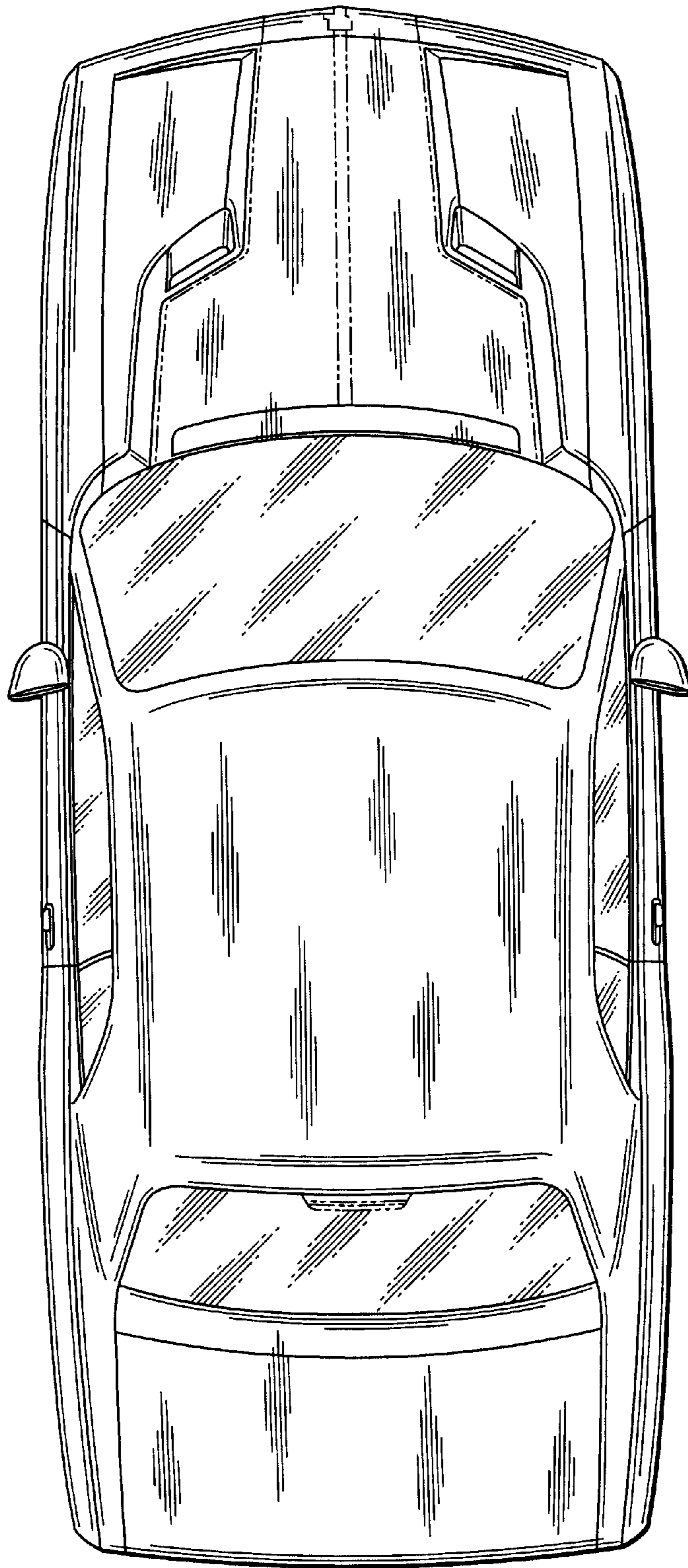


Fig. 5




Fig. 6