



US00D539183S

(12) **United States Design Patent**
Karachi-Langane

(10) **Patent No.:** **US D539,183 S**

(45) **Date of Patent:** **** Mar. 27, 2007**

(54) **BROOCH**

(75) Inventor: **Jacqueline Karachi-Langane**, Paris
(FR)

(73) Assignee: **Cartier Creation Studio SA**, Geneva
(CH)

(**) Term: **14 Years**

(21) Appl. No.: **29/254,702**

(22) Filed: **Feb. 27, 2006**

(30) **Foreign Application Priority Data**

Aug. 29, 2005 (EM) 000406608-0054

(51) **LOC (8) Cl.** **11-01**

(52) **U.S. Cl.** **D11/67; D11/40**

(58) **Field of Classification Search** D11/1-2,
D11/6-12, 16-17, 22, 25-28, 33-45, 47,
D11/55-56, 75, 77, 89, 90-93, 103, 63, 67;
63/12, 26, 28, 29.1, 35, 37, 1.11-14.1, 20,
63/22, 23

See application file for complete search history.

(56) **References Cited**

U.S. PATENT DOCUMENTS

D103,597 S * 3/1937 Philippe D11/67
D113,404 S * 2/1939 Toussaint D11/54
D120,592 S * 5/1940 Philippe D11/10
D127,328 S * 5/1941 Philippe D11/66
D131,788 S * 3/1942 Philippe D11/63
D131,813 S * 3/1942 Katz D11/69

D138,652 S * 8/1944 Philippe D11/67
D139,407 S * 11/1944 Katz D11/67
D139,945 S * 1/1945 Philippe D11/67
D142,192 S * 8/1945 Katz D11/56
D142,731 S * 10/1945 Morrow D11/67
D144,313 S * 4/1946 Schraysshuen D11/67
D144,321 S * 4/1946 Schraysshuen D11/67
D147,422 S * 9/1947 Schraysshuen D11/67
D147,856 S * 11/1947 Kaufman D11/67
D155,317 S * 9/1949 Philippe D11/67
D250,517 S * 12/1978 Fishman D11/67
D291,666 S * 9/1987 Gozlan D11/84

* cited by examiner

Primary Examiner—Louis S. Zarfaz

Assistant Examiner—Susan E. Krakower

(74) *Attorney, Agent, or Firm*—Kalow & Springut LLP

(57) **CLAIM**

The ornamental design for a brooch, as shown and described.

DESCRIPTION

FIG. 1 is a perspective view of the brooch.

FIG. 2 is a front view of the brooch.

FIG. 3 is a rear view of the brooch.

FIG. 4 is a top view of the brooch.

FIG. 5 is a bottom view of the brooch.

FIG. 6 is a left side view of the brooch; and,

FIG. 7 is a right side view of the brooch.

The broken lines of the figures are for illustrative purposes only and form no part of the claimed design.

1 Claim, 5 Drawing Sheets

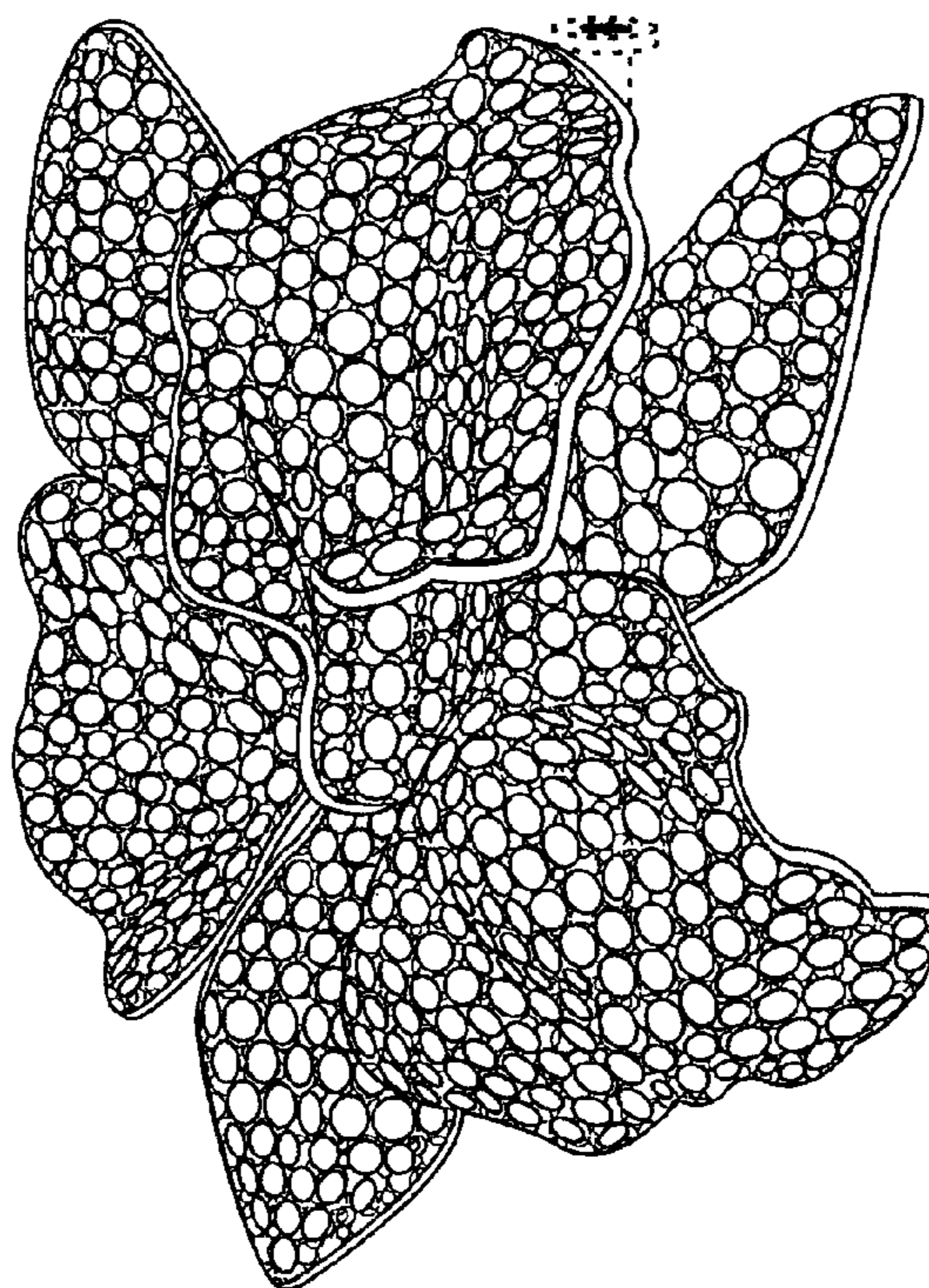


Fig. 1

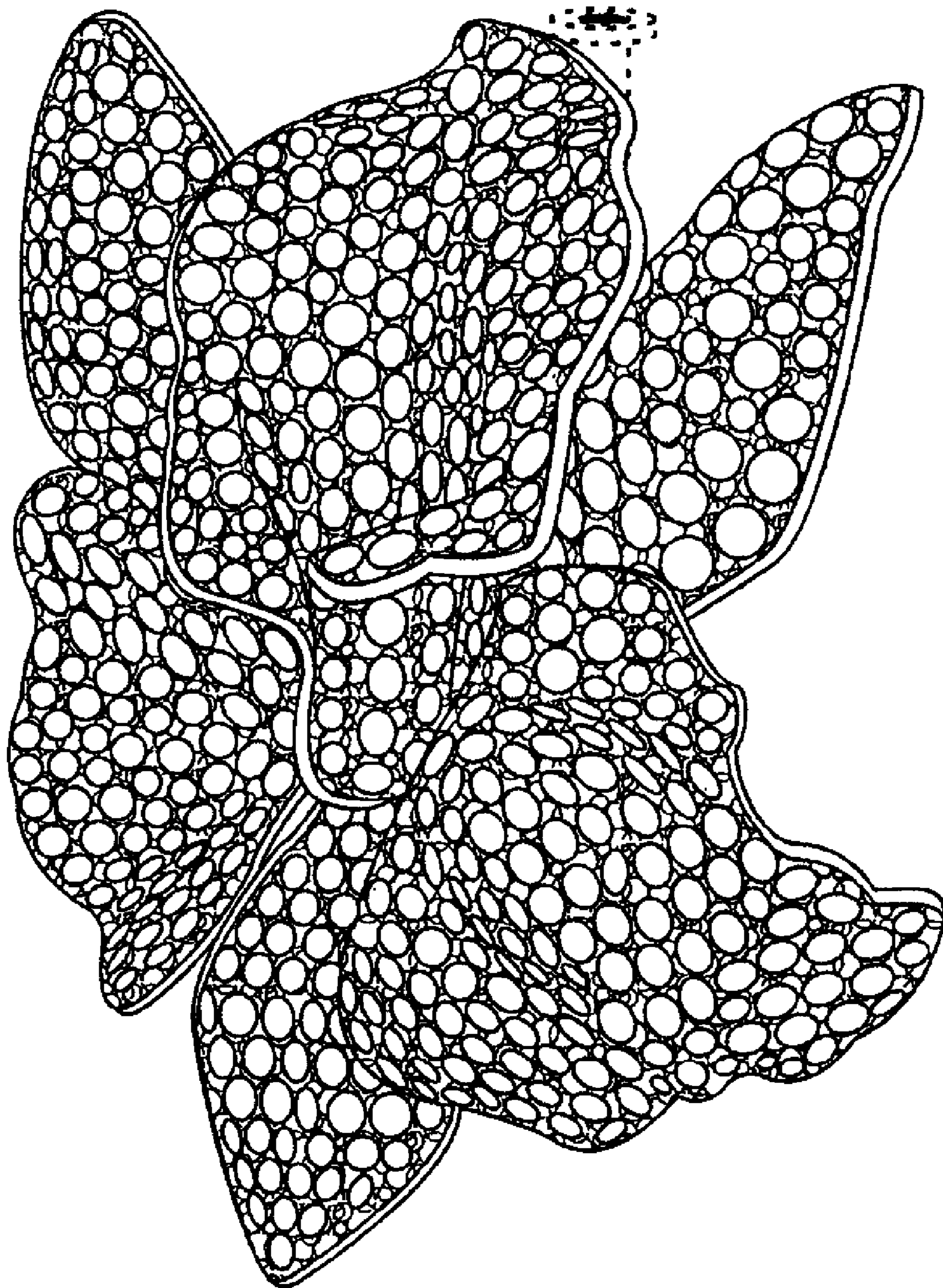


Fig. 2




Fig. 3

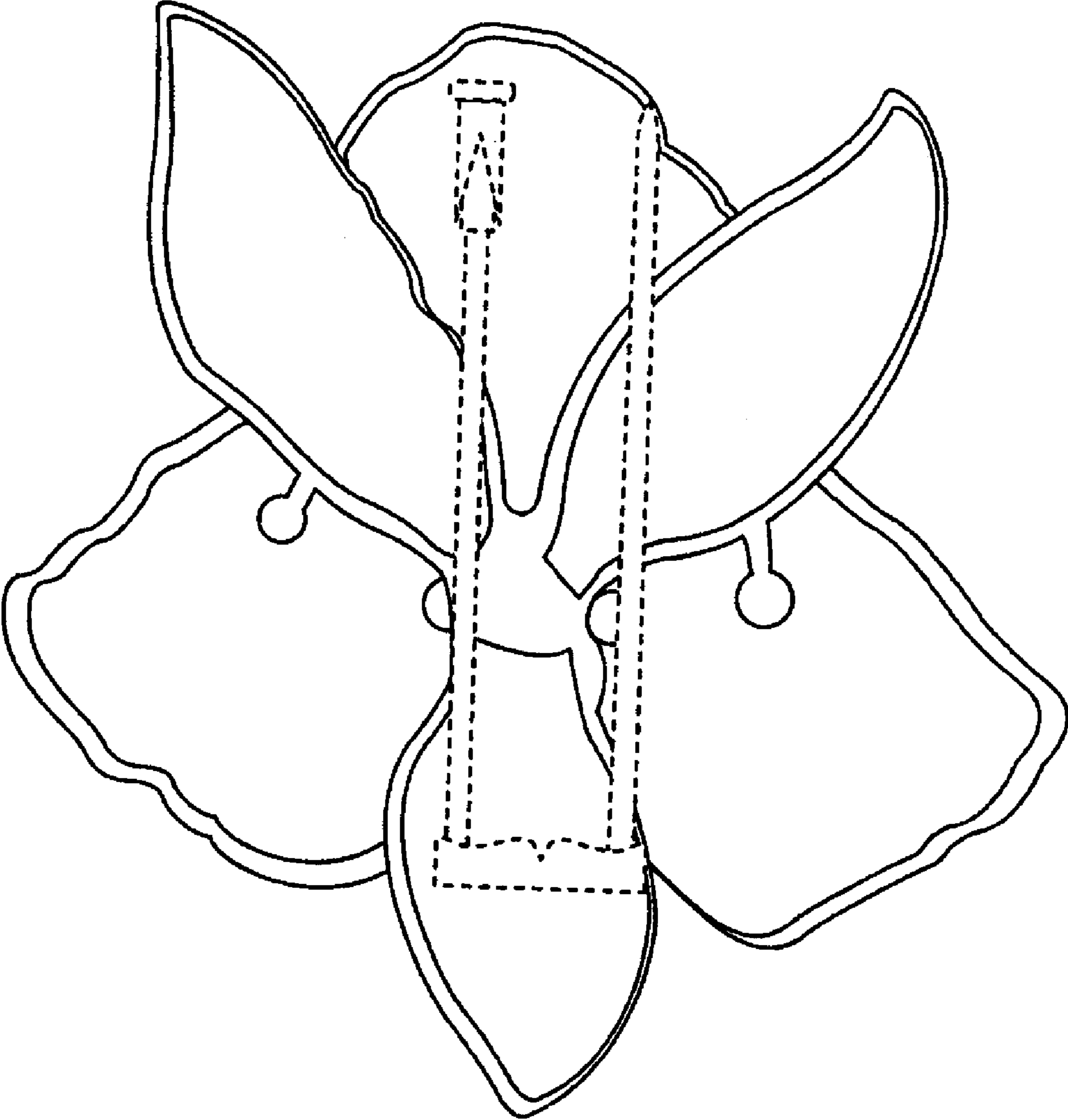


Fig. 4

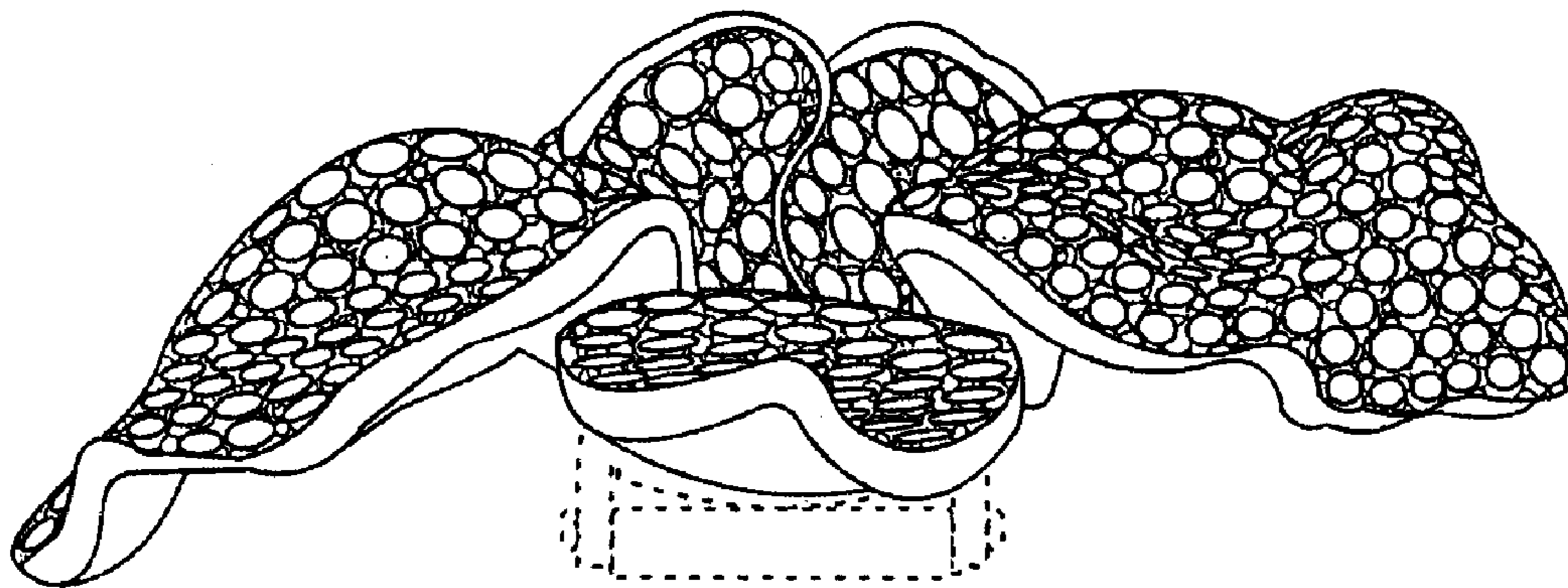
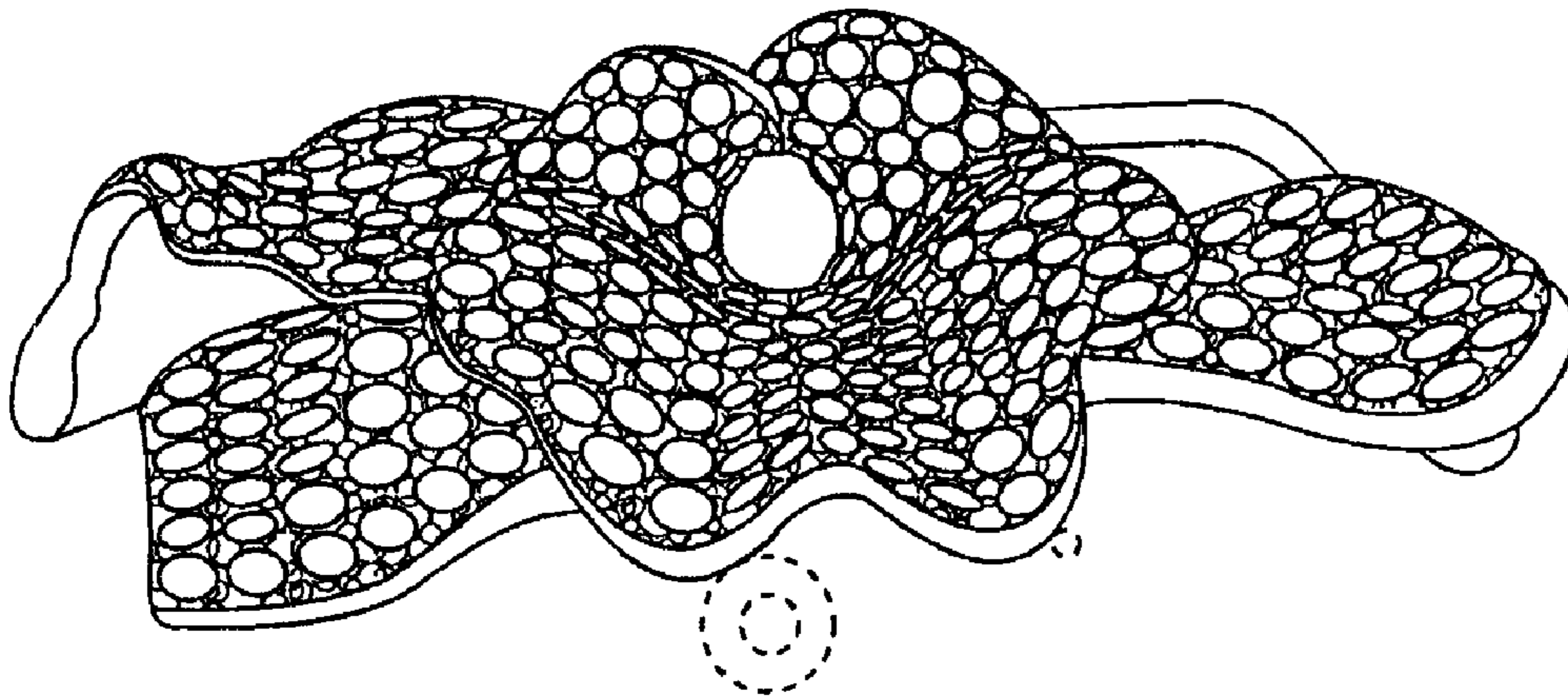


Fig. 5

Fig. 6

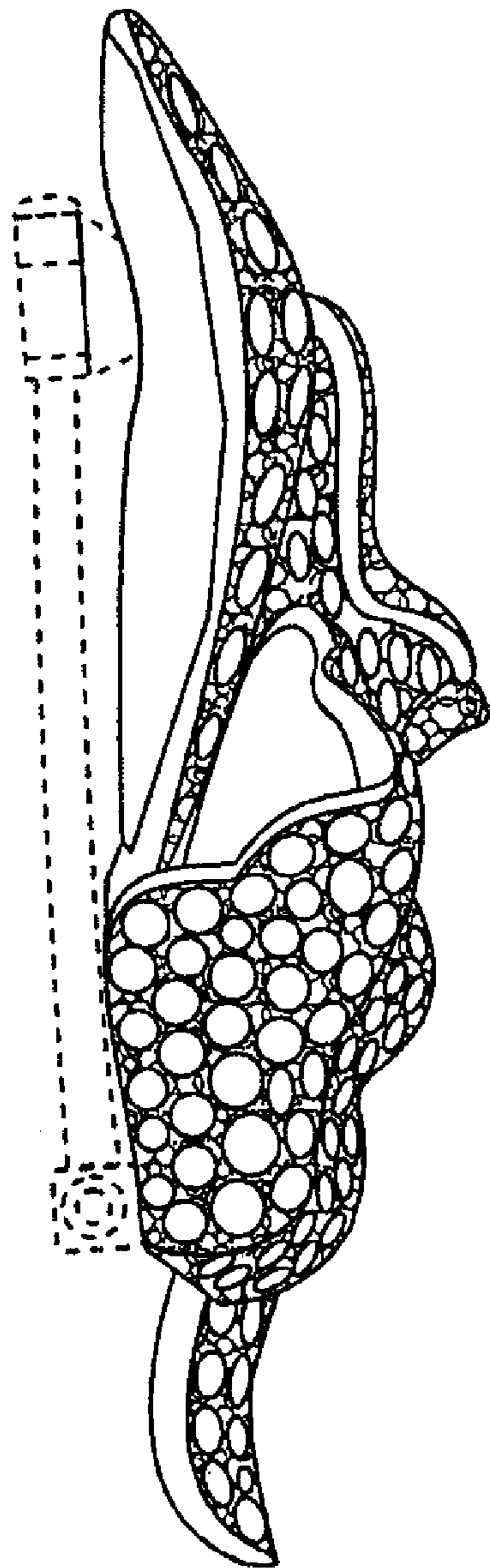


Fig. 7

