



US00D539172S

(12) **United States Design Patent**
Jamin

(10) **Patent No.:** **US D539,172 S**
(45) **Date of Patent:** **** Mar. 27, 2007**

(54) **WATCH**

D510,282 S * 10/2005 Modolo D10/32
D519,039 S * 4/2006 Modolo D10/32

(75) Inventor: **Mathieu Jamin**, Paris (FR)

FOREIGN PATENT DOCUMENTS

(73) Assignee: **Christian Dior Couture, S.A.**, Paris (FR)

DE M 94 01 850 * 12/1994

(**) Term: **14 Years**

OTHER PUBLICATIONS

(21) Appl. No.: **29/254,525**

Jeweler's Circular Keytone, Feb. 1967, p. 114, "Watch of Tomorrow" by Vacheron & Constantin.*

(22) Filed: **Feb. 24, 2006**

Jeweler's Circular Keystone, Oct. 1975, p. 100, Wittnauer automatic watch.*

(30) **Foreign Application Priority Data**

Cartier Catalog, 1996, p. 2, "Tank Must de Cartier" watch-band.*

Aug. 31, 2005 (EM) 000393400-0003

* cited by examiner

(51) **LOC (8) Cl.** **10-02**

Primary Examiner—Lucy Lieberman

(52) **U.S. Cl.** **D10/32; D10/33**

(74) *Attorney, Agent, or Firm*—Amster, Rothstein & Ebenstein LLP; Philip H. Gottfried, Esq.

(58) **Field of Classification Search** D10/30-39,
D10/123-126; 368/276, 281, 282, 283, 285,
368/223, 228, 232; D11/3; 63/3, 3.1, 3.2;
224/164

(57) **CLAIM**

See application file for complete search history.

The ornamental design for a watch, substantially as shown and described.

(56) **References Cited**

DESCRIPTION

U.S. PATENT DOCUMENTS

FIG. 1 is a front perspective view showing my new design; FIG. 2 is a bottom plan view thereof; FIG. 3 is a top plan view thereof; FIG. 4 is a front elevational view thereof; FIG. 5 is a rear elevational view thereof; FIG. 6 is a right side view thereof; and, FIG. 7 is a left side view thereof.

D250,750 S * 1/1979 Perrin D10/39
D262,692 S * 1/1982 Kurowsky D10/39
D316,973 S * 5/1991 Fong D10/32
D316,974 S * 5/1991 Fong D10/33
D399,762 S * 10/1998 Yida D10/33
D405,374 S * 2/1999 Jorst D10/32
D420,600 S * 2/2000 Gruosi-Scheufele D10/32
D497,110 S * 10/2004 Modolo D10/32

1 Claim, 6 Drawing Sheets





Fig. 1




Fig. 2




Fig. 3




Fig. 4




Fig. 5



Fig. 6




Fig. 7