



US00D539168S

(12) **United States Design Patent**
Lassigne

(10) **Patent No.:** **US D539,168 S**

(45) **Date of Patent:** **** Mar. 27, 2007**

(54) **WATCH CASE**

(76) **Inventor:** **Patrick Joseph Lassigne**, 23, chemin
des Villarets, 2036 Cormondrèche (CH)

(**) **Term:** **14 Years**

(21) **Appl. No.:** **29/238,472**

(22) **Filed:** **Sep. 15, 2005**

(30) **Foreign Application Priority Data**

Apr. 12, 2005 (WO) DM/066 668

(51) **LOC (8) Cl.** **10-02**

(52) **U.S. Cl.** **D10/31; D10/38**

(58) **Field of Classification Search** D10/30-39,
D10/122-132; 368/276-278, 281-283, 285
See application file for complete search history.

(56) **References Cited**

U.S. PATENT DOCUMENTS

D386,094 S * 11/1997 Ventrella D10/30

D402,567 S * 12/1998 Gueit D10/32

D432,434 S * 10/2000 Hysek D10/30

D447,962 S * 9/2001 Lassigne D10/32

D499,655 S * 12/2004 Lassigne D10/30

D513,390 S * 1/2006 Gueit D10/39

* cited by examiner

Primary Examiner—Lucy Lieberman

(74) *Attorney, Agent, or Firm*—McGlew & Tuttle, PC


(57) **CLAIM**

The ornamental design for a watch case, as shown and described.

DESCRIPTION

FIG. 1 is top view of my new watch case;
FIG. 2 is bottom view thereof;
FIG. 3 is a right side front perspective view thereof;
FIG. 4 is a right side view thereof;
FIG. 5 is a front end view thereof;
FIG. 6 is a left side view thereof; and,
FIG. 7 is a rear end view thereof.

1 Claim, 2 Drawing Sheets






Fig. 1




Fig. 2




Fig. 3




Fig. 4




Fig. 5




Fig. 6



Fig. 7