



US00D539146S

(12) **United States Design Patent**
Schroeder

(10) **Patent No.:** **US D539,146 S**

(45) **Date of Patent:** **** Mar. 27, 2007**

(54) **CONTAINER**

(75) Inventor: **Steve Schroeder**, Glencoe, IL (US)

(73) Assignee: **creative works, LLC**, Bensenville, IL (US)

(**) Term: **14 Years**

(21) Appl. No.: **29/227,567**

(22) Filed: **Apr. 12, 2005**

(51) **LOC (8) Cl.** **09-01**

(52) **U.S. Cl.** **D9/500; D9/504; D9/519**

(58) **Field of Classification Search** D9/500,
D9/502-505, 516, 519, 520, 530, 537, 539,
D9/544-545, 549-550, 552, 558, 686, 688-692;
D24/197; 215/379, 382; 220/660, 662-663,
220/669, 675

See application file for complete search history.

(56) **References Cited**

U.S. PATENT DOCUMENTS

D318,983 S * 8/1991 Unger D7/591

D357,645 S * 4/1995 Wang D11/164

D366,618 S * 1/1996 Brillet et al. D9/522

D442,031 S * 5/2001 Perez D7/628

D465,149 S * 11/2002 Bennett et al. D9/691

D519,376 S * 4/2006 Ames D9/504

* cited by examiner

Primary Examiner—Ian Simmons

Assistant Examiner—Dana Sipos

(74) *Attorney, Agent, or Firm*—Much Shelist Freed

Denenberg Ament & Rubenstein, PC

(57) **CLAIM**

The ornamental design for a container, as shown and described.

DESCRIPTION

FIG. 1 is a top perspective view of a container showing my new design;

FIG. 2 is a top plan view thereof; and,

FIG. 3 is a side elevational view.

1 Claim, 1 Drawing Sheet

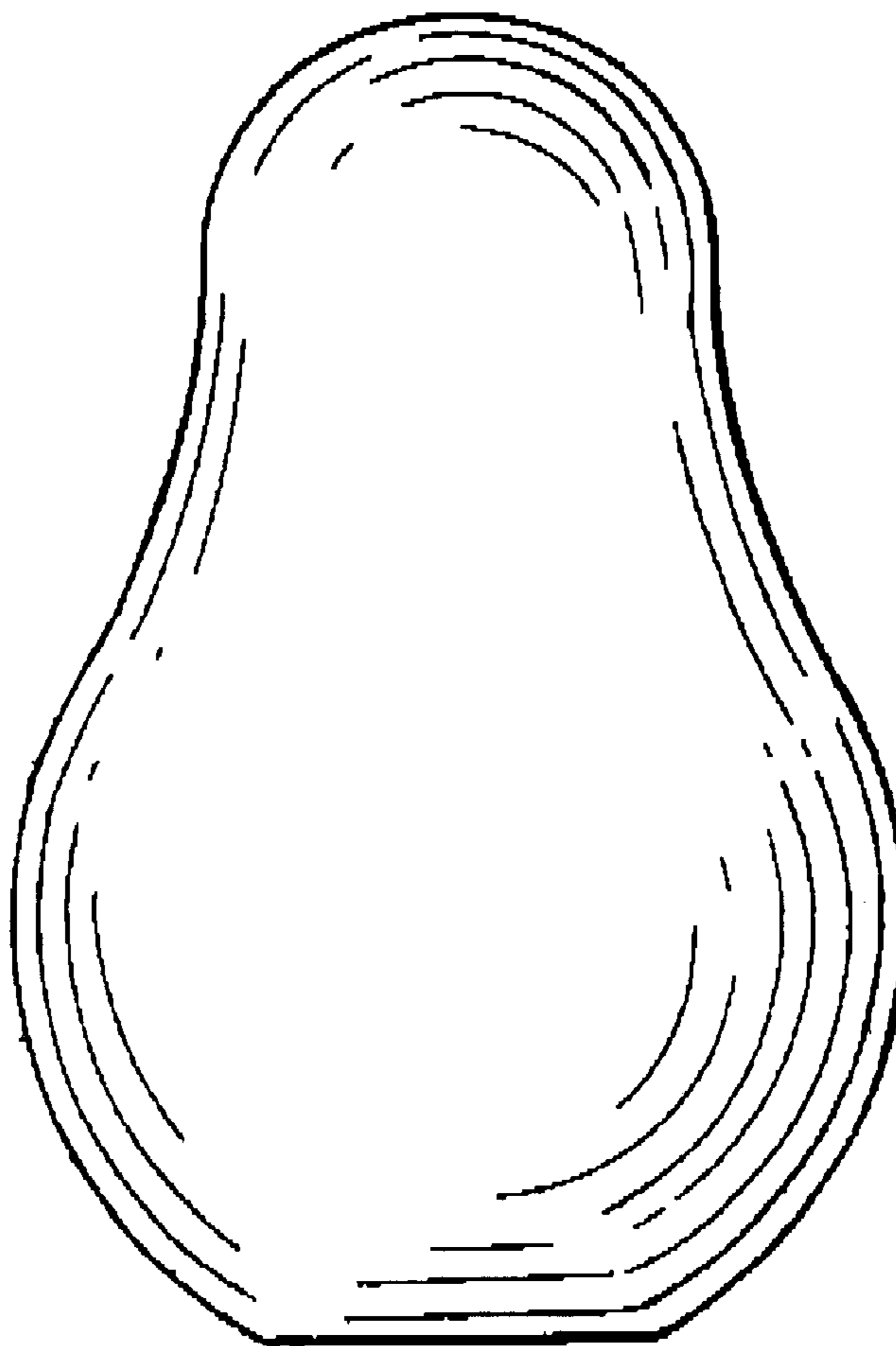


Fig. 1

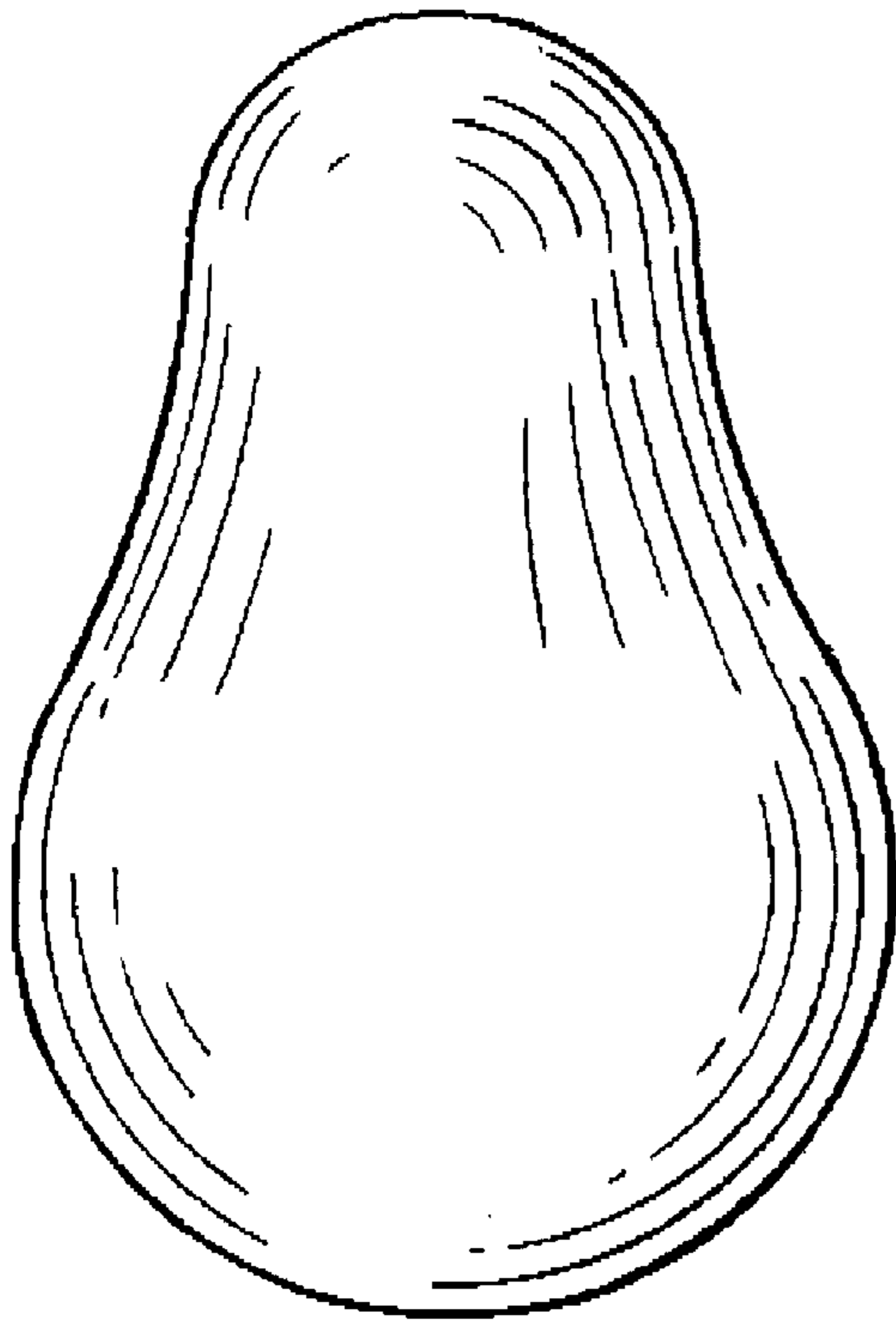


Fig. 2

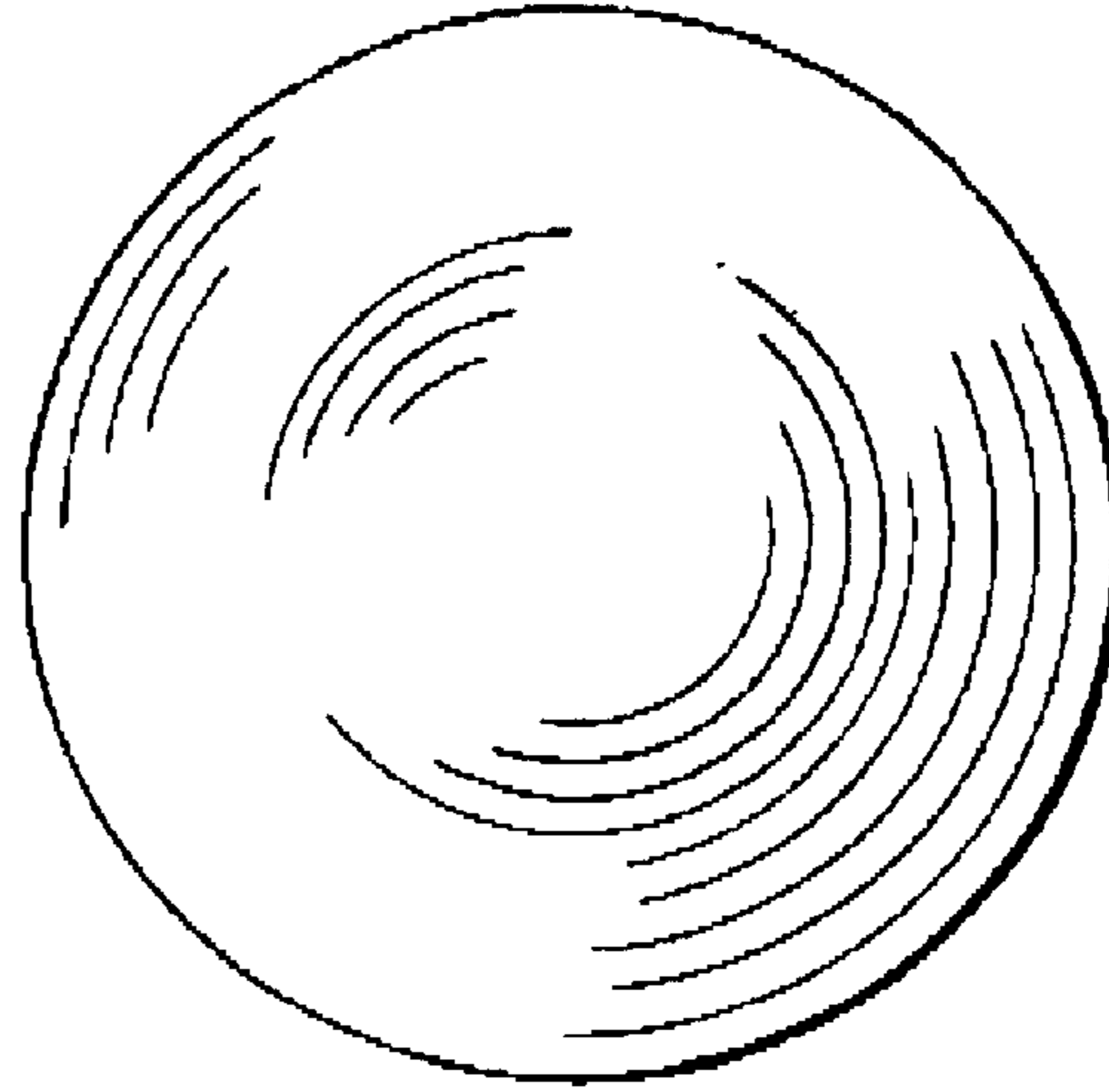


Fig. 3

