



US00D539115S

(12) **United States Design Patent** (10) **Patent No.:** **US D539,115 S**
Hanna (45) **Date of Patent:** **** Mar. 27, 2007**

(54) **DEADBOLT ROSE**
(75) Inventor: **Aaron E. Hanna**, Corona, CA (US)
(73) Assignee: **Newfrey LLC**, Newark, DE (US)
(**) Term: **14 Years**

(74) *Attorney, Agent, or Firm*—Richard J. Veltman; John D. DelPonti

(57) **CLAIM**

The ornamental design for a deadbolt rose, as shown and described.

DESCRIPTION

(21) Appl. No.: **29/211,990**
(22) Filed: **Aug. 25, 2004**
(51) **LOC (8) Cl.** **08-07**
(52) **U.S. Cl.** **D8/343**
(58) **Field of Classification Search** D8/302,
D8/307, 321, 330-348; 70/450, 452; 292/357
See application file for complete search history.

FIG. 1 is a perspective view of the new design for a deadbolt rose;
FIG. 2 is a front elevational view of the new design for a deadbolt rose;
FIG. 3 is a top plan view of the new design for a deadbolt rose;
FIG. 4 is a bottom plan view of the new design for a deadbolt rose;
FIG. 5 is a right side elevational view of the new design for a deadbolt rose, the left side elevational view being a mirror image;
FIG. 6 is a back elevational view of the new design for a deadbolt rose.
FIG. 7 is a perspective view of a second embodiment of the new design for a deadbolt rose; and,
FIG. 8 is a front elevational view of the second embodiment of the new design for a deadbolt rose, the top and bottom plan views being identical to FIGS. 3-4, the right and left side elevational views being identical to FIG. 5 and the back elevational views being identical to FIGS. 6.
The broken lines in the Figures are for illustrative purposes only and form no part of the claimed design.

(56) **References Cited**

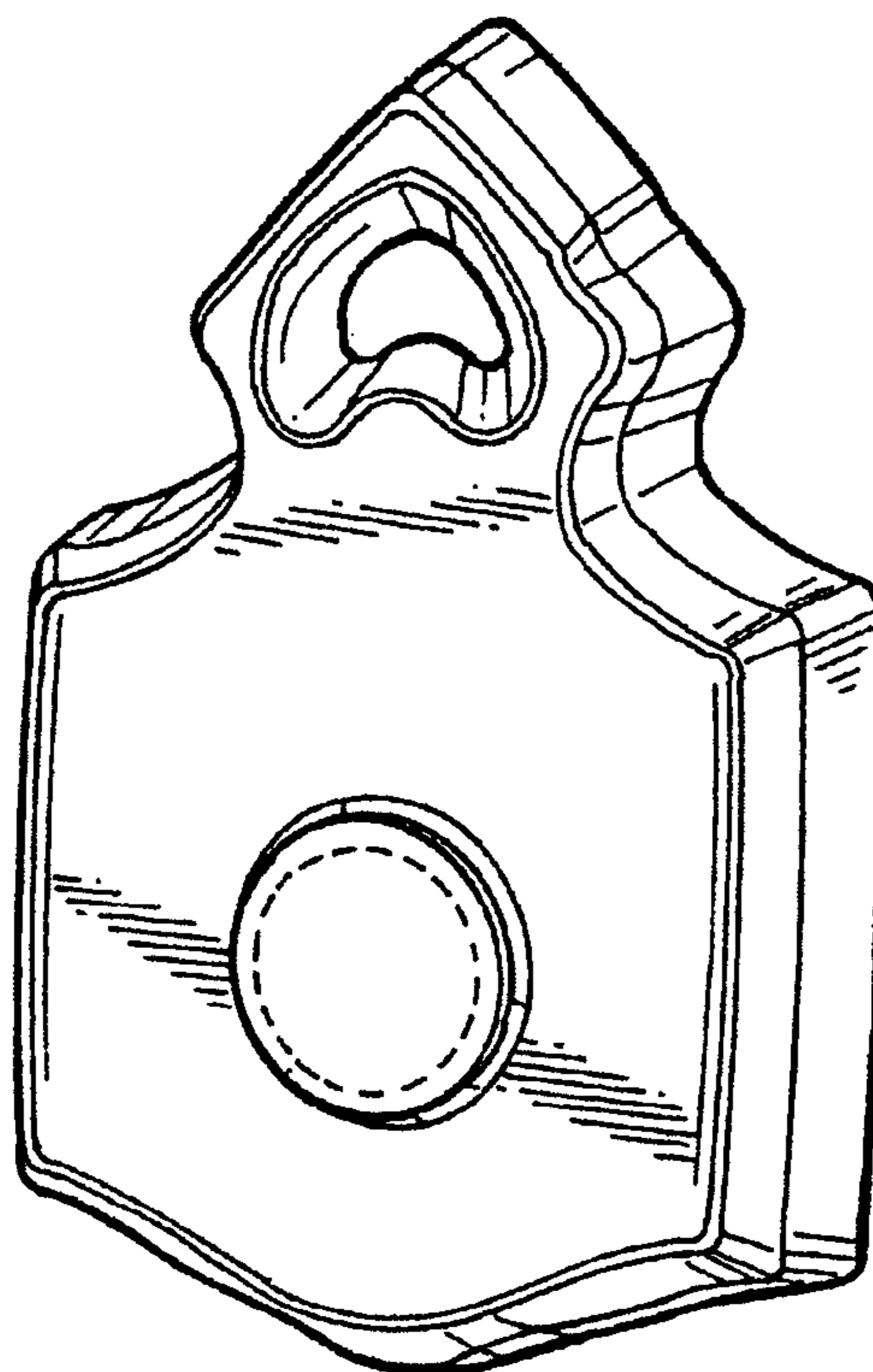
U.S. PATENT DOCUMENTS

21,981 A	11/1858	Sargent	
D3,691 S	10/1869	Brocksieper	
D4,110 S	6/1870	Ruff	
D5,766 S	4/1872	Wunder	
D6,537 S *	3/1873	Wunder	D8/338
D6,614 S *	4/1873	Bringman	D8/307
D8,711 S	10/1875	Steele	
186,018 A	1/1877	Ransom	
D27,302 S	7/1897	Danley	
D39,779 S	1/1909	Herrick	
D60,576 S	3/1922	Schlink	

(Continued)

Primary Examiner—Mitchell Siegel

1 Claim, 3 Drawing Sheets



US D539,115 S

Page 2

U.S. PATENT DOCUMENTS							
1,568,579	A	1/1926	Whiting	D233,409	S	10/1974	Zagaroli
1,636,011	A	7/1927	Nicholson	D234,070	S	1/1975	Watt, Jr.
D73,420	S	9/1927	Whitaker	D234,338	S	2/1975	Tegner
D80,866	S	4/1930	Spector	D236,876	S	9/1975	Tegner
D82,240	S	10/1930	Ackerman	D236,877	S	9/1975	Tegner
D82,675	S	12/1930	Gullborg	D240,706	S	7/1976	Palm, Jr.
2,355,300	A	8/1944	Johnstone	D246,091	S	10/1977	James
D138,911	S	9/1944	Stone	D246,093	S	10/1977	James
D142,945	S	11/1945	Borchers	D246,890	S	1/1978	Yu
2,400,229	A	5/1946	Freeman	D251,462	S	4/1979	Tegner
2,565,024	A	8/1951	Hill, Jr.	4,192,161	A	3/1980	Borlinghaus
2,602,319	A	7/1952	Jacobi	D258,345	S	2/1981	Paul
D170,724	S	2/1953	Stahl	D261,228	S	10/1981	Shames et al.
2,702,468	A	2/1955	Spain	D261,857	S	11/1981	Valli
D185,769	S	7/1959	Meer	D264,304	S	5/1982	Kupperman et al.
D186,188	S	9/1959	Vose	D306,251	S	2/1990	Kuli
3,303,717	A	2/1967	Valenti	D312,956	S	12/1990	Boeri
D208,326	S	8/1967	Sonnenleiter	D318,783	S	8/1991	Fleming et al.
D213,431	S	3/1969	Stone	D326,996	S	* 6/1992	Birch D8/350
D218,011	S	7/1970	Sonnenleiter	D332,386	S	1/1993	Plummer
D218,877	S	10/1970	Clayton	D362,609	S	9/1995	Ellis et al.
D219,862	S	2/1971	Deadrick	D363,204	S	10/1995	Ellis et al.
D223,991	S	* 6/1972	Gerlach D8/302	D392,174	S	3/1998	Zeiss
D223,992	S	6/1972	Gerlach	D403,238	S	12/1998	Burris
D224,776	S	9/1972	Tegner	D409,072	S	5/1999	Clavin
D225,820	S	1/1973	Tegner	D410,834	S	6/1999	Hsu
D226,550	S	3/1973	Mellyn	D418,386	S	1/2000	Baskauskas et al.
D229,294	S	11/1973	Clayton	D447,927	S	9/2001	LaPlume et al.
D231,192	S	4/1974	Tegner	D457,049	S	5/2002	Zoerner et al.
D231,319	S	4/1974	James	D472,448	S	4/2003	Fields

* cited by examiner

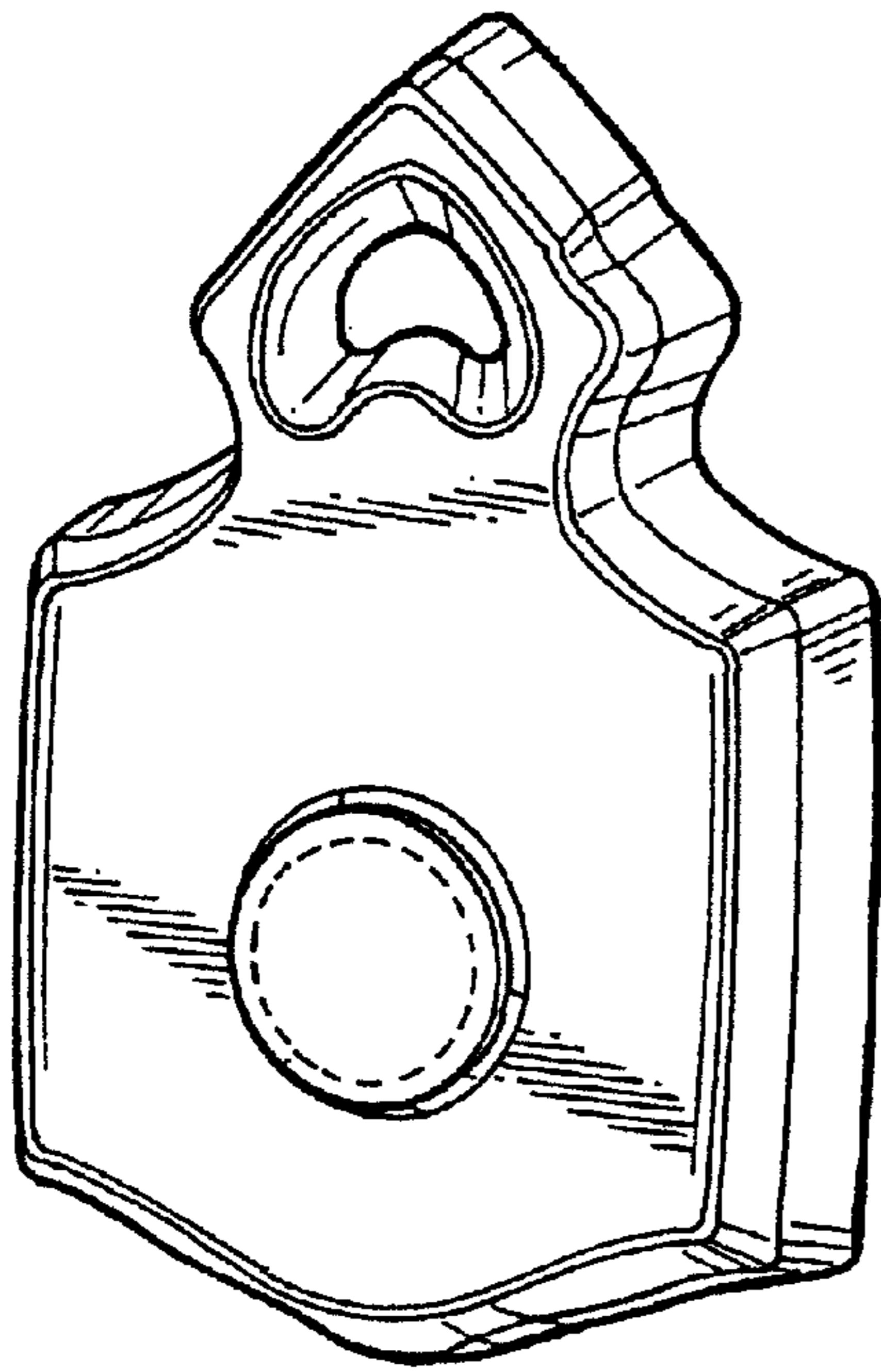


FIG. 1




FIG. 2



FIG. 3

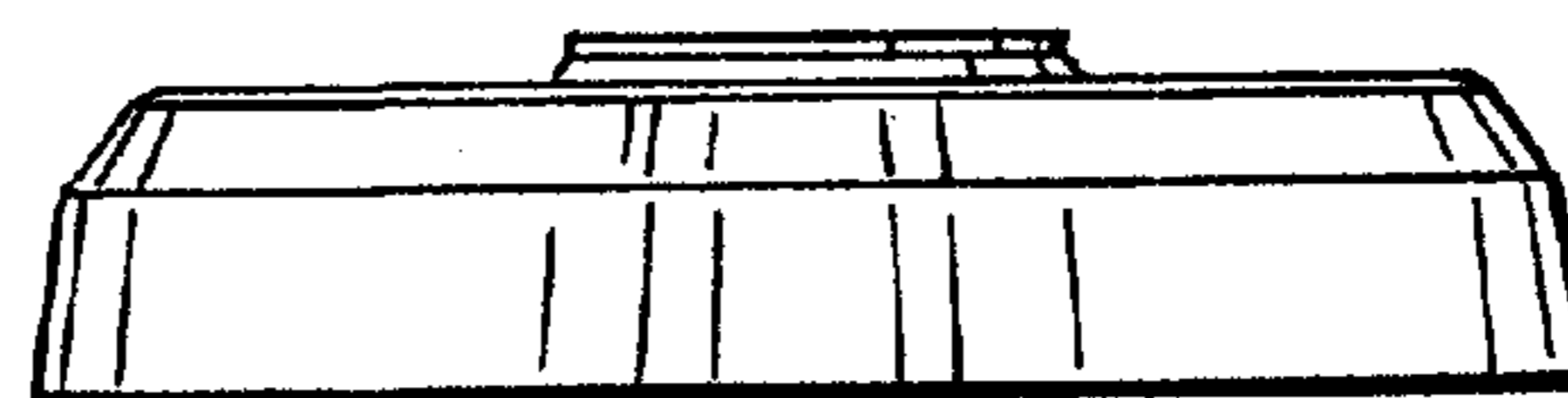


FIG. 4




FIG. 5

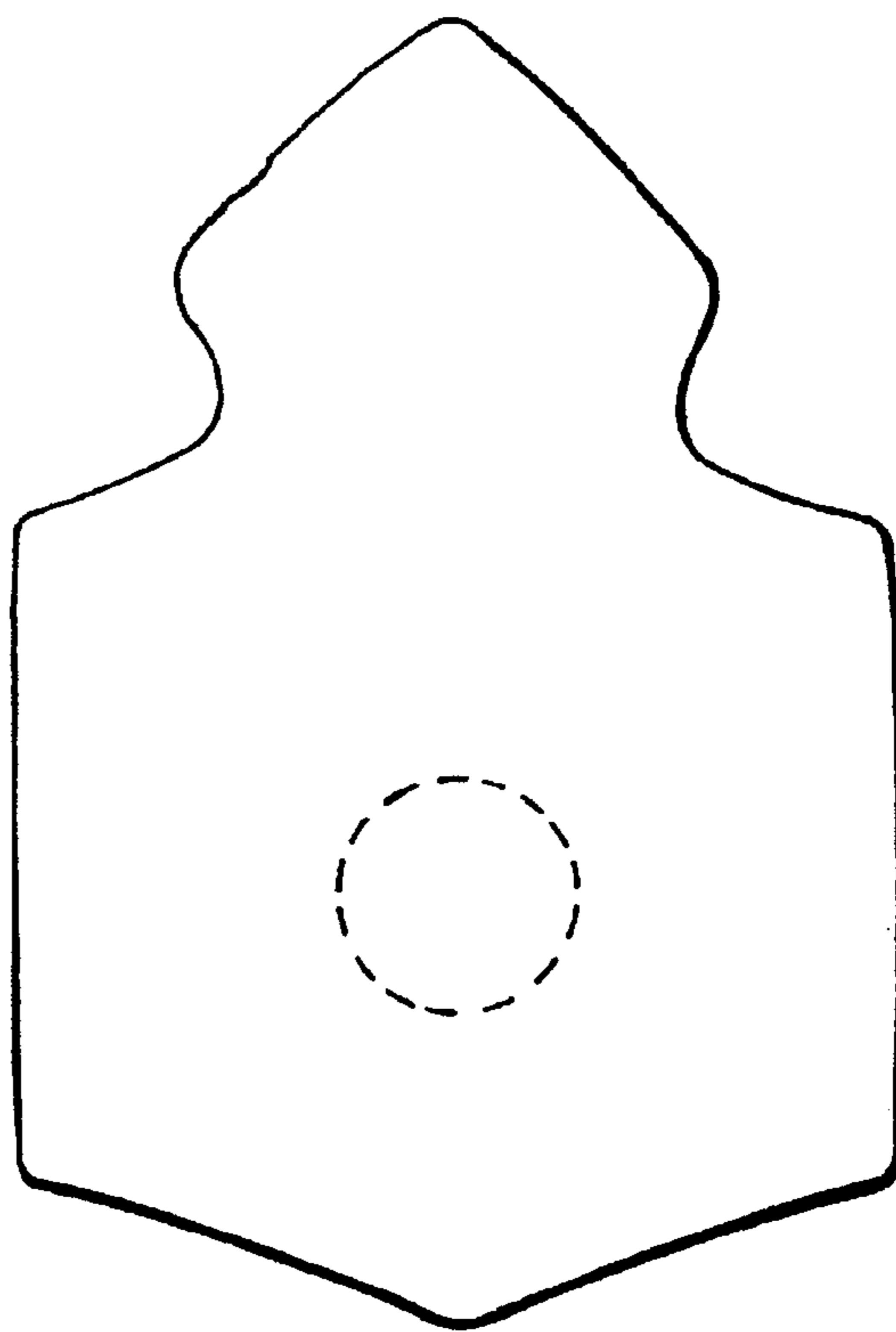


FIG. 6

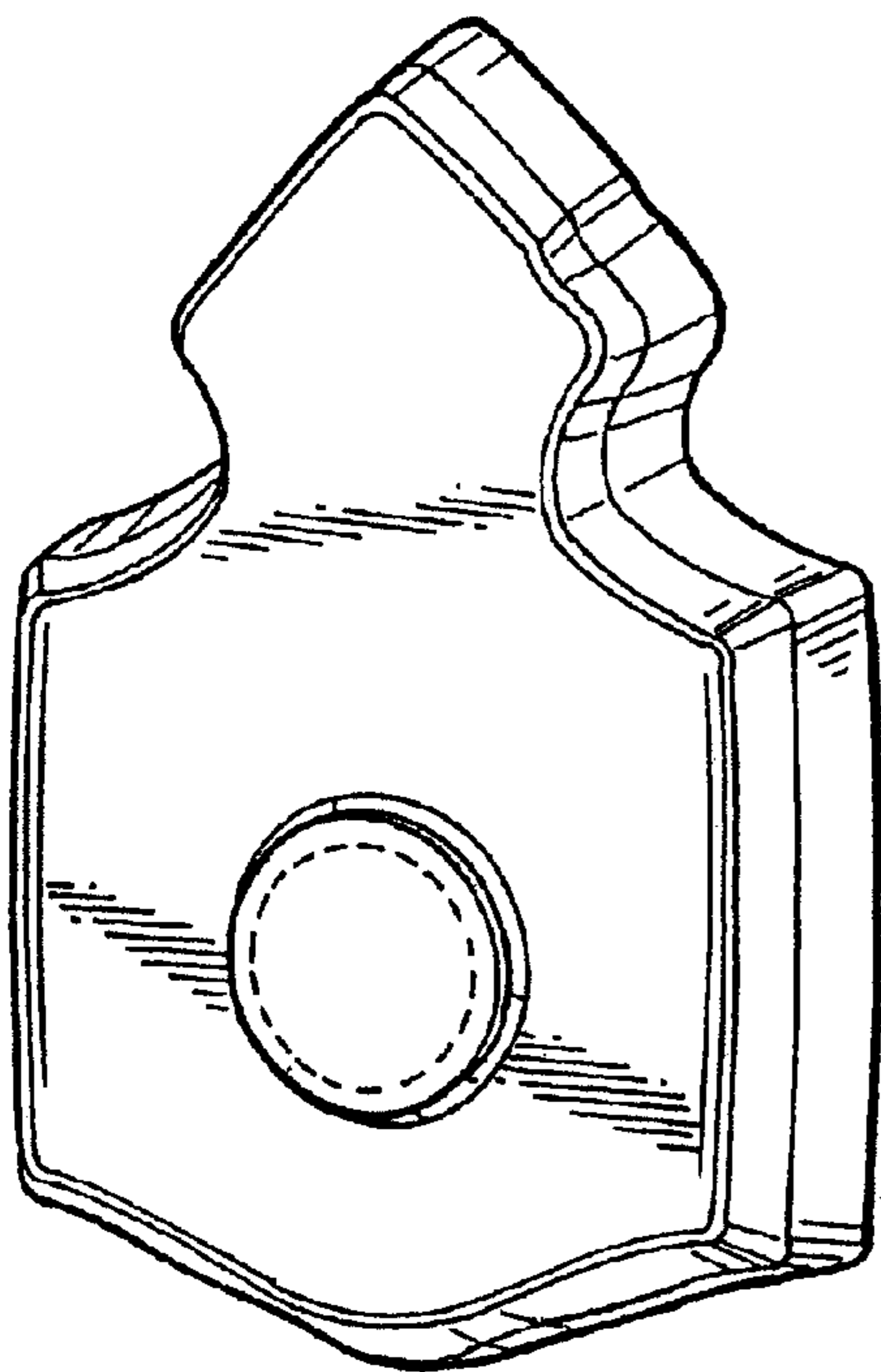


FIG. 7

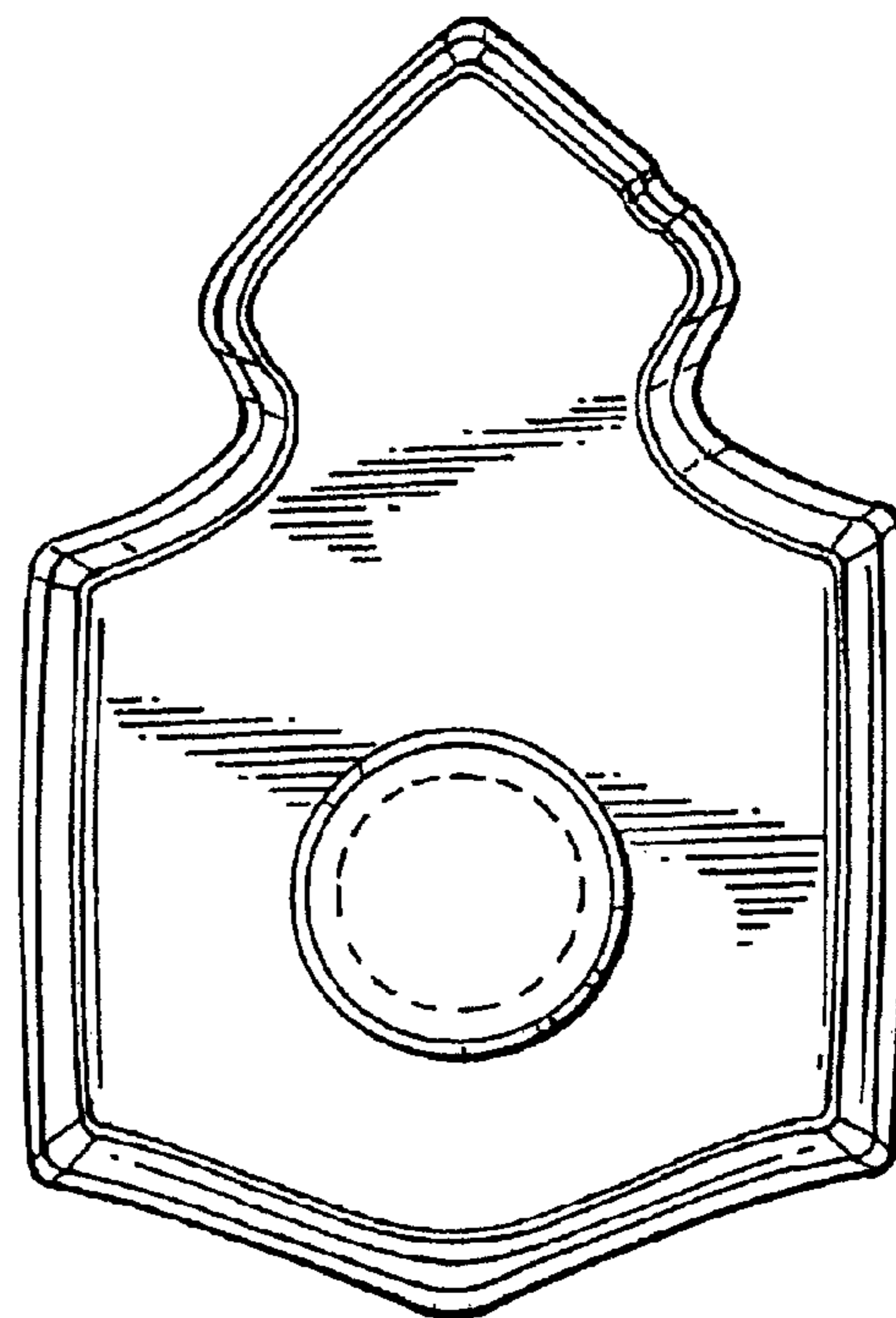


FIG. 8