



US00D539103S

(12) **United States Design Patent**  
**Fu Yeung**

(10) **Patent No.:** **US D539,103 S**

(45) **Date of Patent:** **\*\* Mar. 27, 2007**

(54) **NUT CRACKER**

(75) **Inventor:** **Vincent Wing Fu Yeung**, 12/F.,  
Enterprise Square II, 3 Sheung Yuet  
Road, Kowloon Bay, Kowloon Hong  
Kong, Hong Kong (HK)

(73) **Assignee:** **Vincent Wing Fu Yeung**

(\*\*) **Term:** **14 Years**

(21) **Appl. No.:** **29/256,471**

(22) **Filed:** **Mar. 22, 2006**

(51) **LOC (8) Cl.** ..... **07-06**

(52) **U.S. Cl.** ..... **D7/680; D8/52**

(58) **Field of Classification Search** ..... D7/680,  
D7/666, 686, 687; D8/51, 52, 54, 56; 30/120.1-120.5;  
81/300-302, 315, 316; 100/234; 99/568-582  
See application file for complete search history.

(56) **References Cited**

**U.S. PATENT DOCUMENTS**

508,355 A \* 11/1893 Streeter et al. .... 30/120.3

2,379,121 A \* 6/1945 Via ..... 30/120.3  
6,151,782 A \* 11/2000 Le Bail ..... 30/120.3  
D454,036 S \* 3/2002 Tse ..... D7/680  
D461,377 S \* 8/2002 Law ..... D7/680

\* cited by examiner

*Primary Examiner*—Terry A. Wallace

(57) **CLAIM**

The ornamental design for a nut cracker, as shown.

**DESCRIPTION**

FIG. 1 is a front elevational view of a nut cracker showing my new design;

FIG. 2 is a rear elevational view thereof;

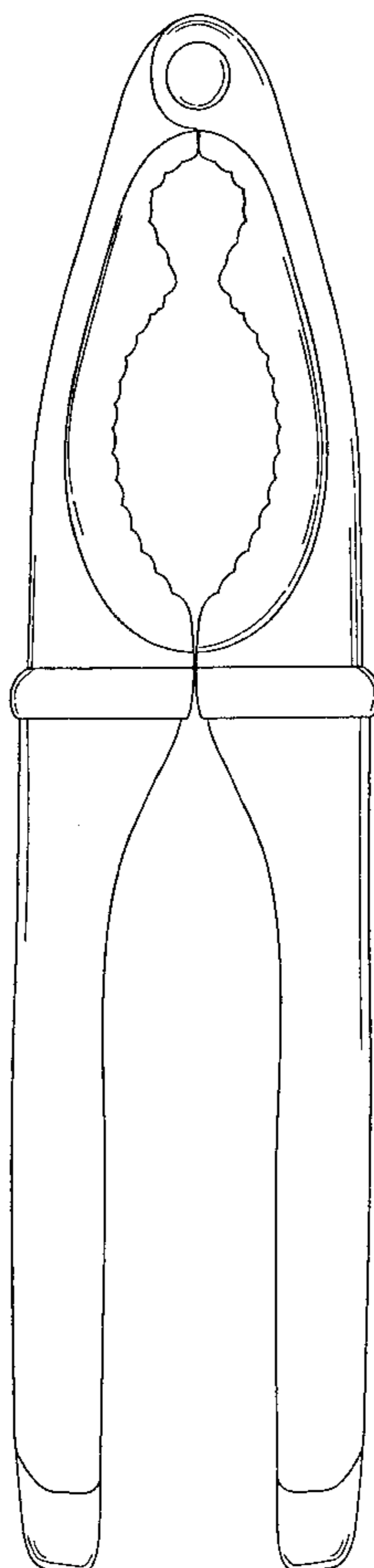
FIG. 3 is a left side view thereof;

FIG. 4 is a right side view thereof;

FIG. 5 is a top plan view thereof; and,

FIG. 6 is a bottom plan view thereof.

**1 Claim, 2 Drawing Sheets**



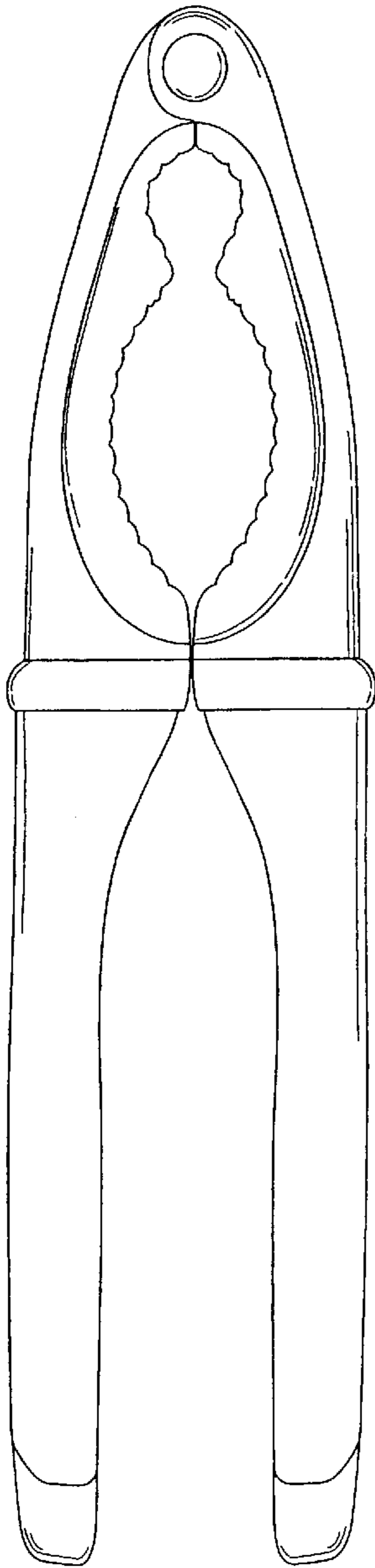


FIG. 1

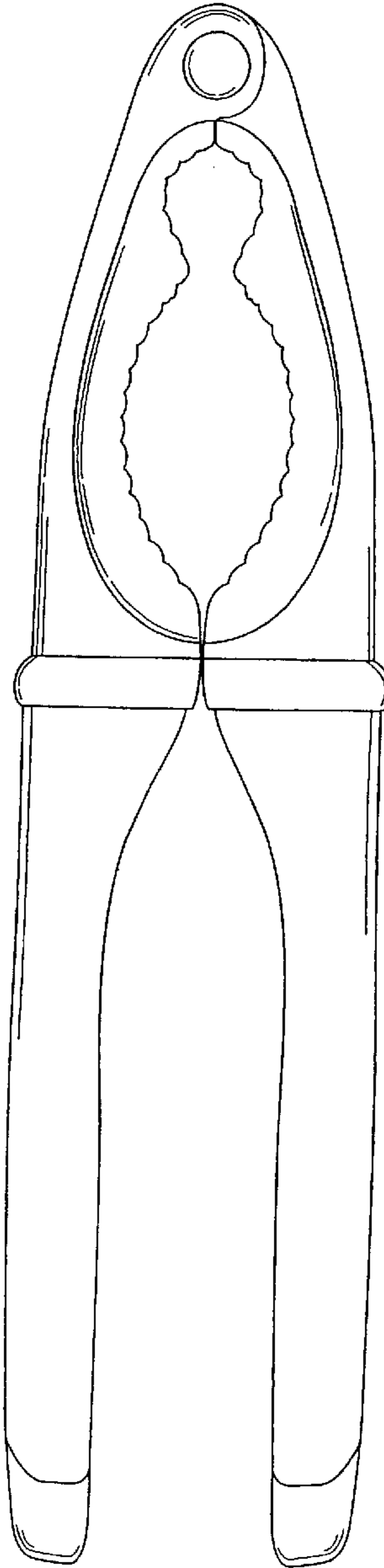


FIG. 2




FIG. 3

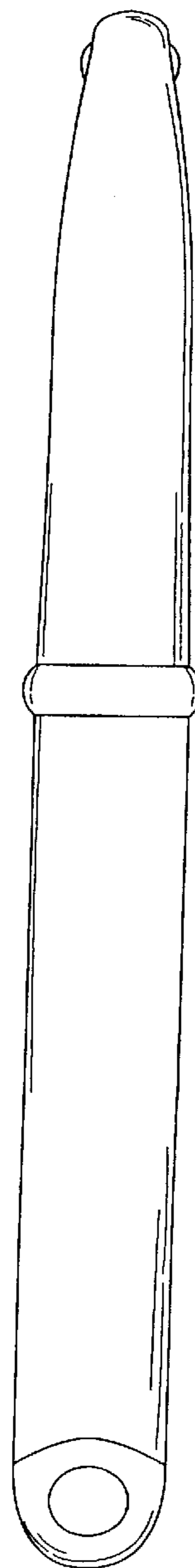


FIG. 4

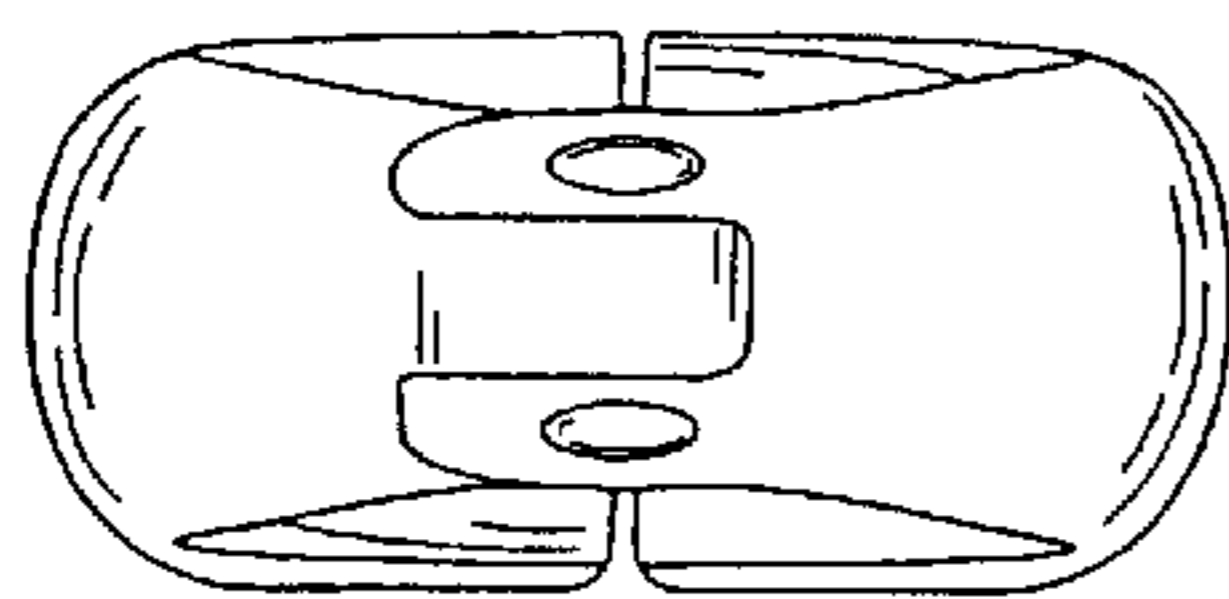


FIG. 5

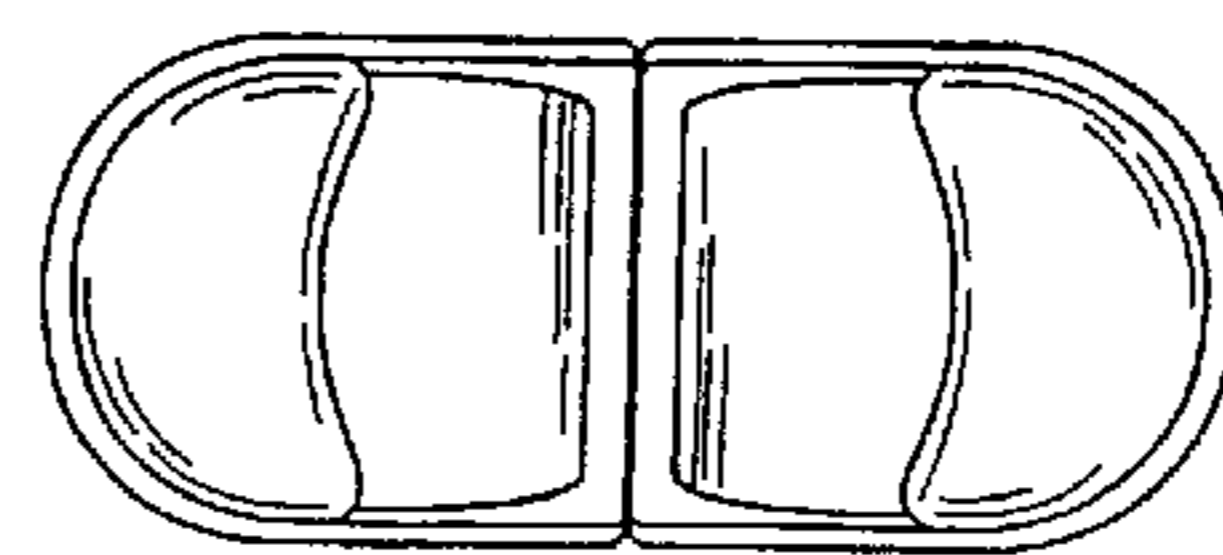


FIG. 6