



US00D539101S

(12) **United States Design Patent**
Goodman et al.

(10) **Patent No.:** **US D539,101 S**
(45) **Date of Patent:** **** Mar. 27, 2007**

(54) **NAPKIN HOLDER**

(75) Inventors: **Sheldon H. Goodman**, Solon, OH
(US); **Kent W. Murphy**, Wooster, OH
(US)

(73) Assignee: **Spectrum Diversified Designs, Inc.**,
Streetsboro, OH (US)

(**) Term: **14 Years**

(21) Appl. No.: **29/256,829**

(22) Filed: **Mar. 24, 2006**

Related U.S. Application Data

(63) Continuation-in-part of application No. 29/238,935, filed on
Sep. 23, 2005.

(51) **LOC (8) Cl.** **07-06**

(52) **U.S. Cl.** **D7/631; D19/90**

(58) **Field of Classification Search** D7/631,
D7/632, 634, 704, 637; D19/65, 75, 77, 78,
D19/85, 86, 90, 91; D6/474, 475, 462, 566,
D6/567; 211/13.1, 45, 50, 181.1, 41.1-41.4,
211/46

See application file for complete search history.

(56) **References Cited**

U.S. PATENT DOCUMENTS

470,050 A * 3/1892 Jewell 211/46
4,298,126 A * 11/1981 Filipowicz 211/50
D421,062 S * 2/2000 Goodman et al. D19/90
D421,273 S * 2/2000 Goodman et al. D19/90

* cited by examiner

Primary Examiner—Terry A. Wallace

(74) *Attorney, Agent, or Firm*—Pearne & Gordon LLP

(57) **CLAIM**

The ornamental design for a napkin holder, as shown and
described.

DESCRIPTION

FIG. 1 is a perspective view of a napkin holder showing our
new design;

FIG. 2 is a side elevational view thereof;

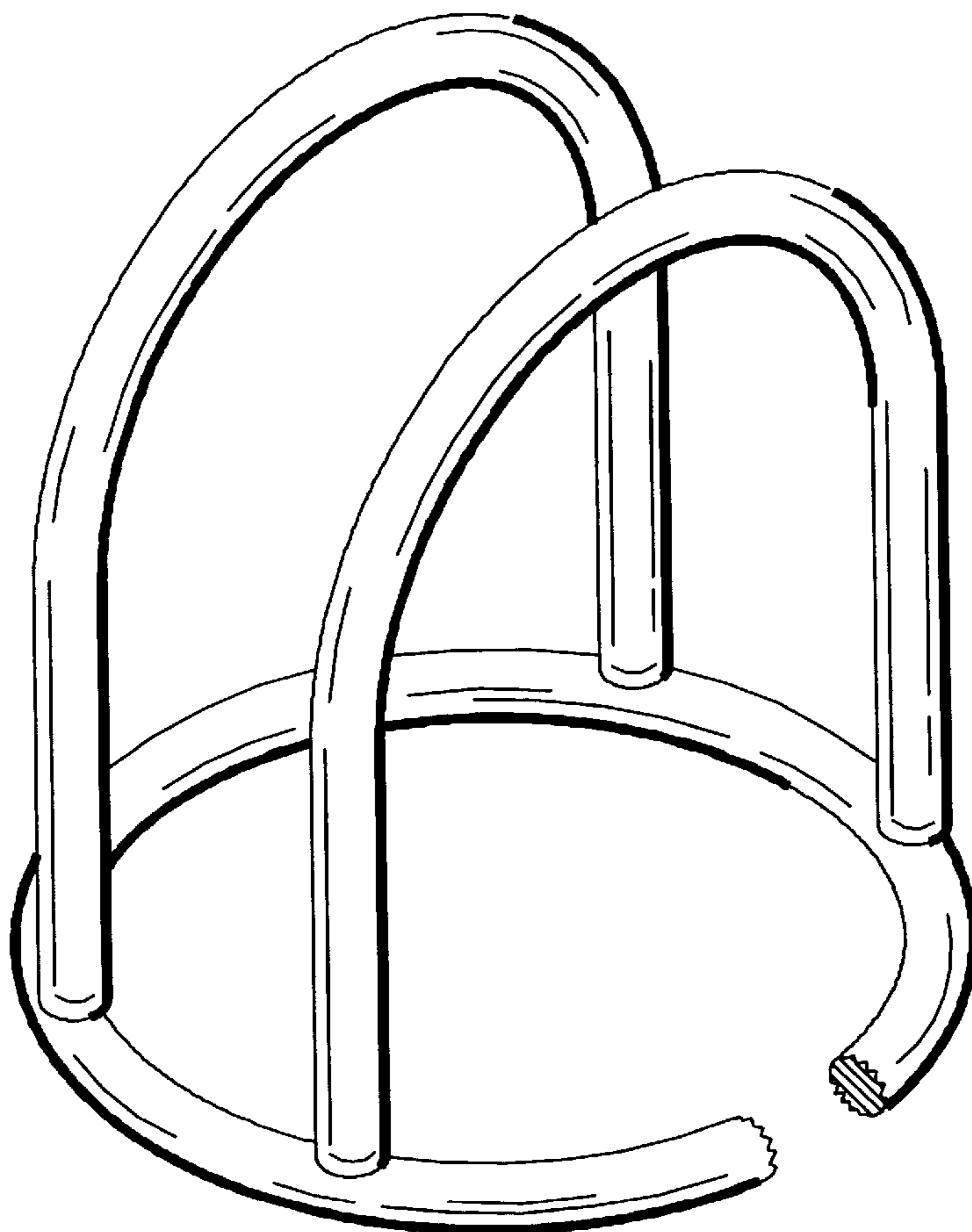
FIG. 3 is a front elevational view thereof; and,

FIG. 4 is a top plan view thereof.

The portion of the base perimeter that is shown broken away
indicates that the space between the two ends may vary.

The cross-hatching does not indicate a type of material, but
only identifies the section break.

1 Claim, 2 Drawing Sheets



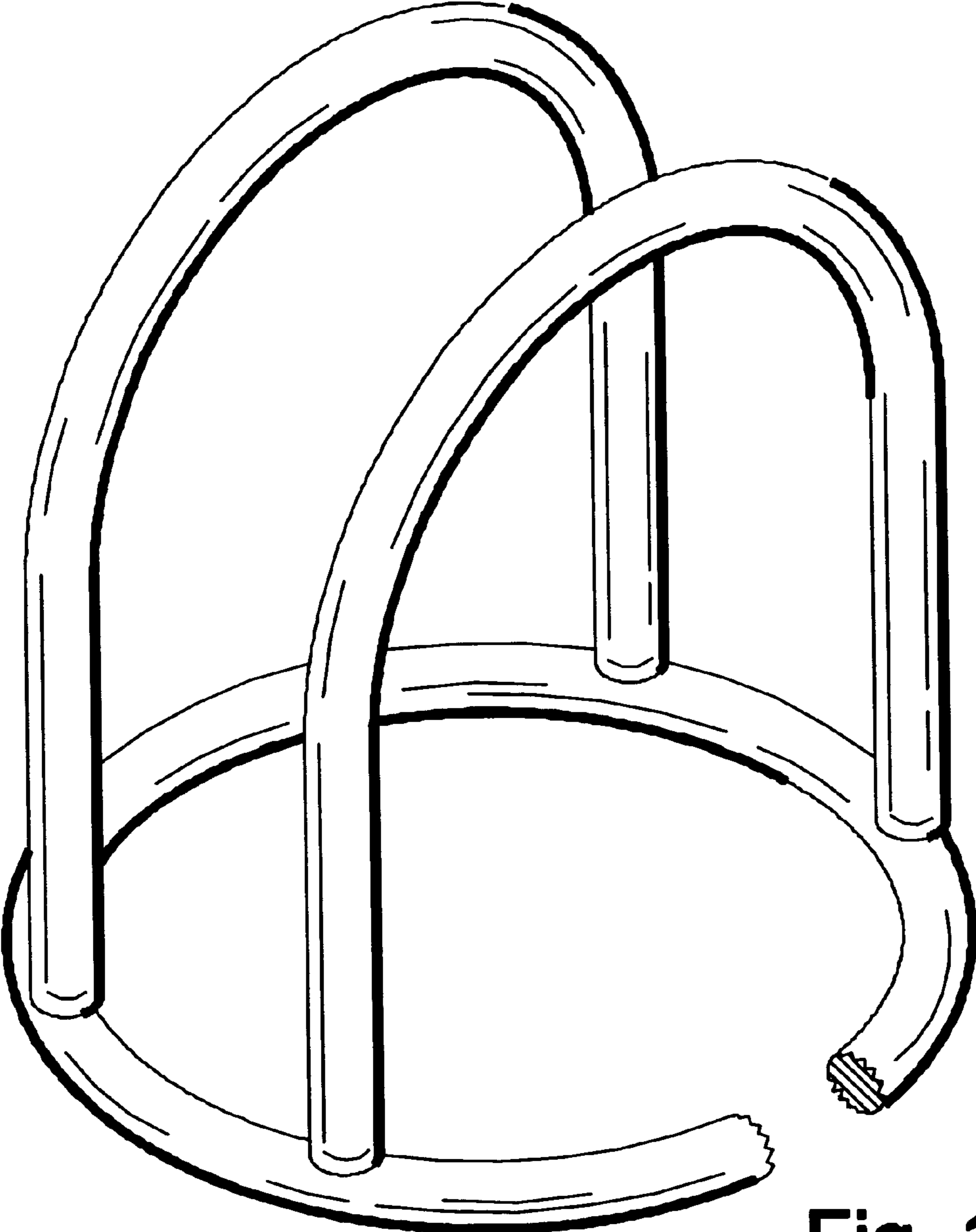


Fig. 1




Fig. 2

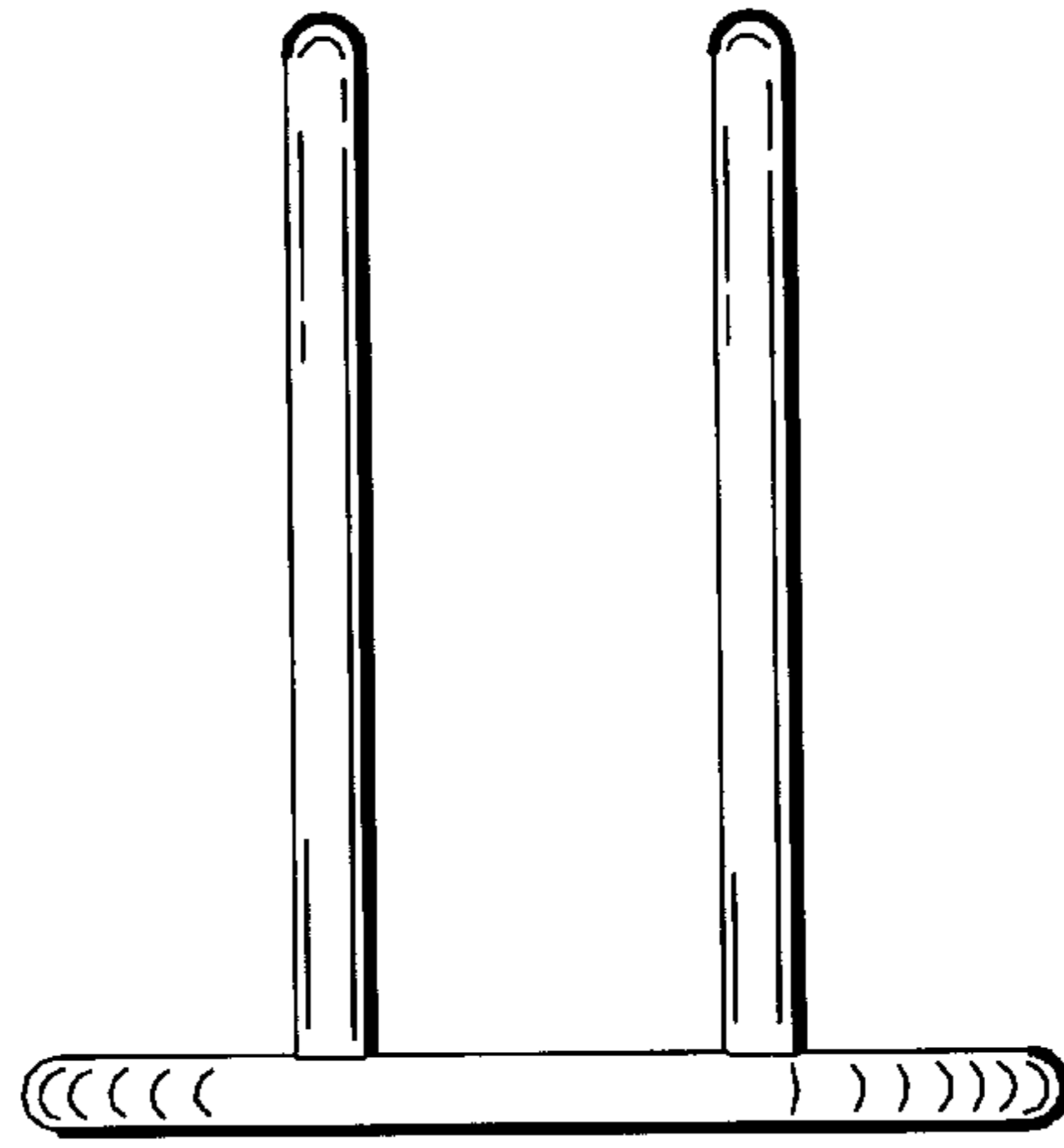


Fig. 3

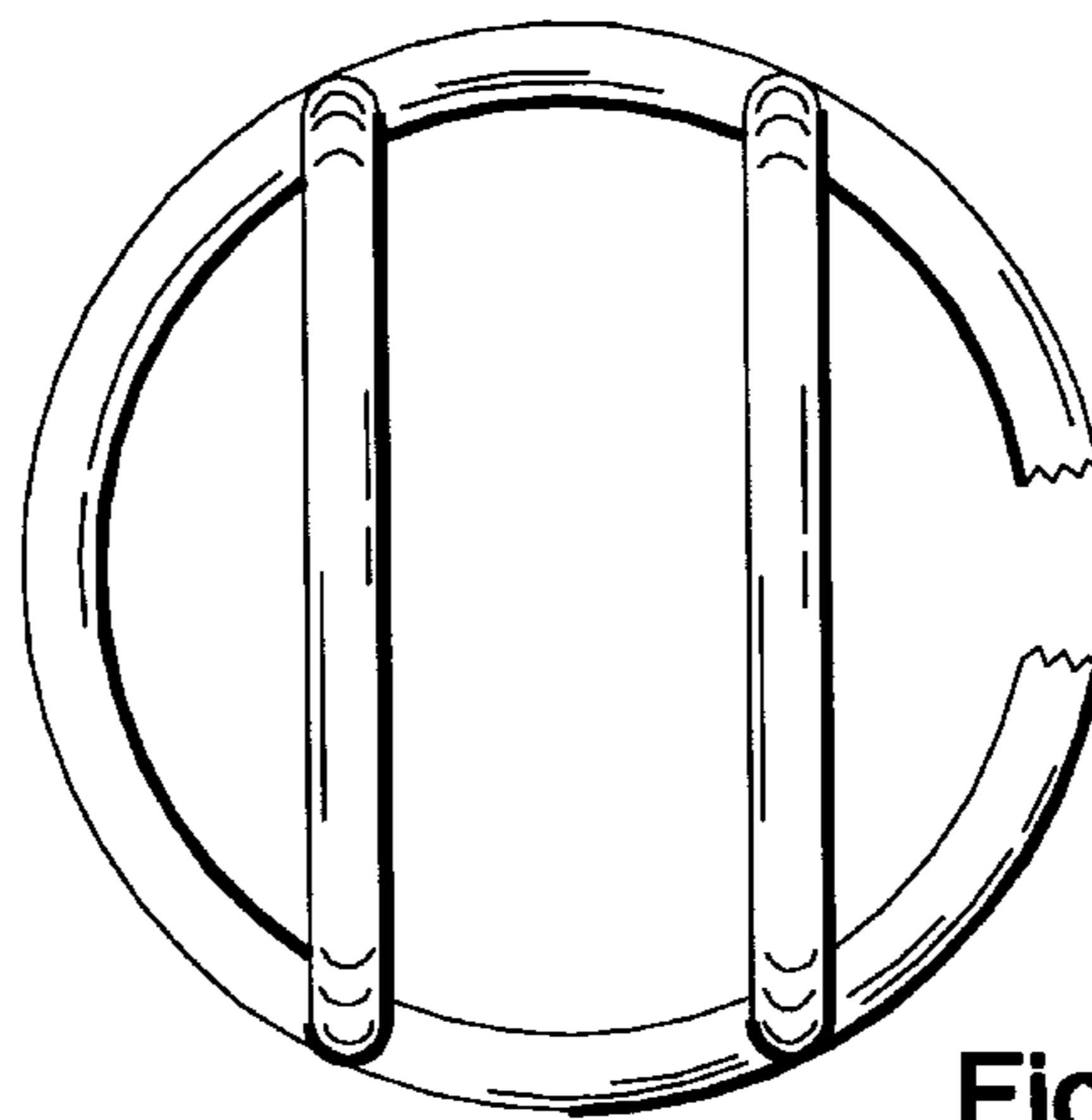


Fig. 4