



US00D539094S

(12) **United States Design Patent** (10) **Patent No.:** **US D539,094 S**
Wasserman et al. (45) **Date of Patent:** **** Mar. 27, 2007**

(54) **DOUBLE WALLED METALLIC BOWL**
 (75) Inventors: **David M. Wasserman**, Whitefish Bay, WI (US); **Rebecca J. Schreiber-Pethan**, Sheboygan, WI (US)

(73) Assignee: **The Vollrath Company, L.L.C.**, Sheboygan, WI (US)

(**) Term: **14 Years**

(21) Appl. No.: **29/239,244**

(22) Filed: **Sep. 28, 2005**

(51) **LOC (8) Cl.** **07-01**

(52) **U.S. Cl.** **D7/584**

(58) **Field of Classification Search** D7/584-586, D7/535, 602, 542, 505, 543, 611, 545, 376, D7/630, 565, 558, 300.1, 397, 312, 523, 316, D7/396.2, 503, 566, 509, 570; D9/769, 772, D9/424, 425, 430-433, 428, 901, 902; 220/23.83, 220/574, 212, 657, 659, 755, 771; 222/143, 222/465.1; 206/821, 822

See application file for complete search history.

(56) **References Cited**

U.S. PATENT DOCUMENTS

184,814 A	11/1876	Adam	
1,093,648 A	4/1914	Potter	
D50,194 S	1/1917	Haley	
D50,398 S	2/1917	Miller	
D50,401 S	2/1917	Miller	
1,607,864 A	11/1926	Butler	
D75,939 S	7/1928	Tennhardt	
D78,585 S	* 5/1929	Nock	D7/558
D94,245 S	1/1935	Sebring, Jr. et al.	
2,050,206 A	8/1936	Chaplin	
D113,511 S	* 2/1939	Heller	D7/565
D209,307 S	11/1967	Schilling	
D214,678 S	7/1969	Weeber	
3,792,809 A	2/1974	Schneider et al.	
D264,791 S	6/1982	Conti	
D264,792 S	6/1982	Conti	
D288,515 S	3/1987	Rimmeir	

D289,245 S	4/1987	Ritman	
D289,246 S	4/1987	Ritman	
D289,717 S	5/1987	Ritman	
D291,757 S	9/1987	Ritman	
D314,886 S	* 2/1991	Zivin	D7/558
D315,658 S	3/1991	Scherer	
D321,815 S	11/1991	Bowdler	
D325,112 S	4/1992	Thompson	
5,172,826 A	12/1992	Celaya	
D340,617 S	10/1993	Douglas	
D345,716 S	4/1994	Kwiatkowski	
D360,558 S	7/1995	Appleman	
D362,155 S	9/1995	Yee	
D362,594 S	9/1995	McEntee	
D367,413 S	2/1996	Ballin	
D371,939 S	7/1996	Rigney	
5,706,980 A	1/1998	Dickerson	
D409,447 S	* 5/1999	Henry	D7/542
D411,288 S	6/1999	Cuttriss	

(Continued)

Primary Examiner—Ian Simmons
Assistant Examiner—Charles Hanson
 (74) *Attorney, Agent, or Firm*—Foley & Lardner LLP

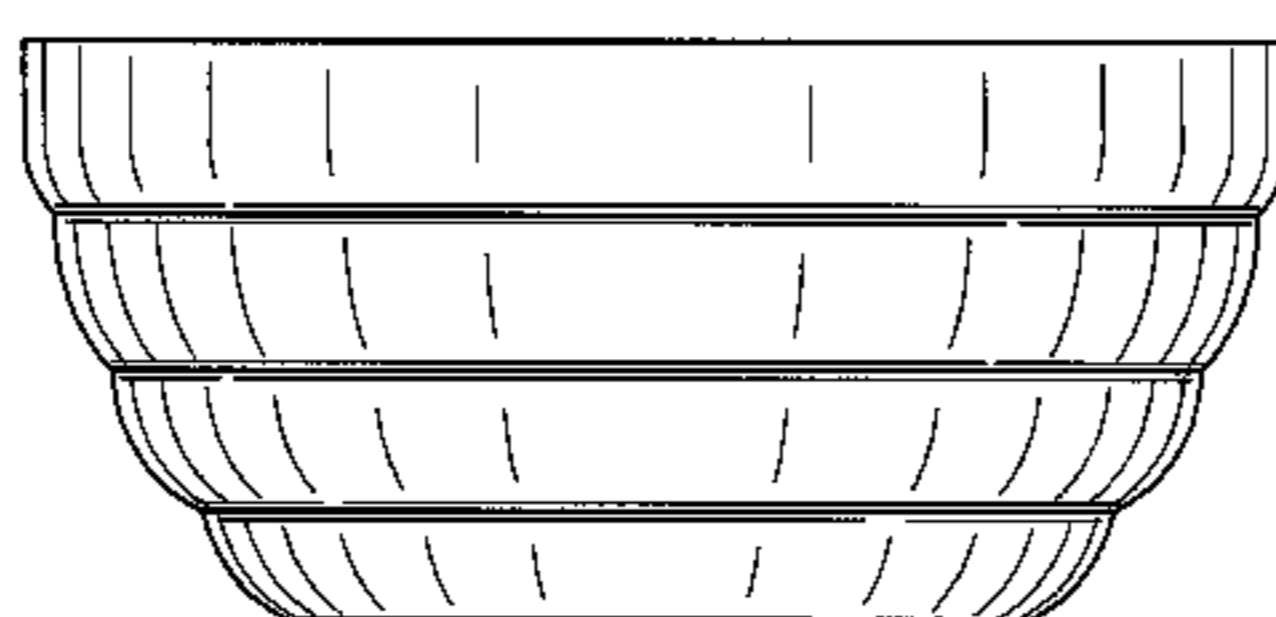
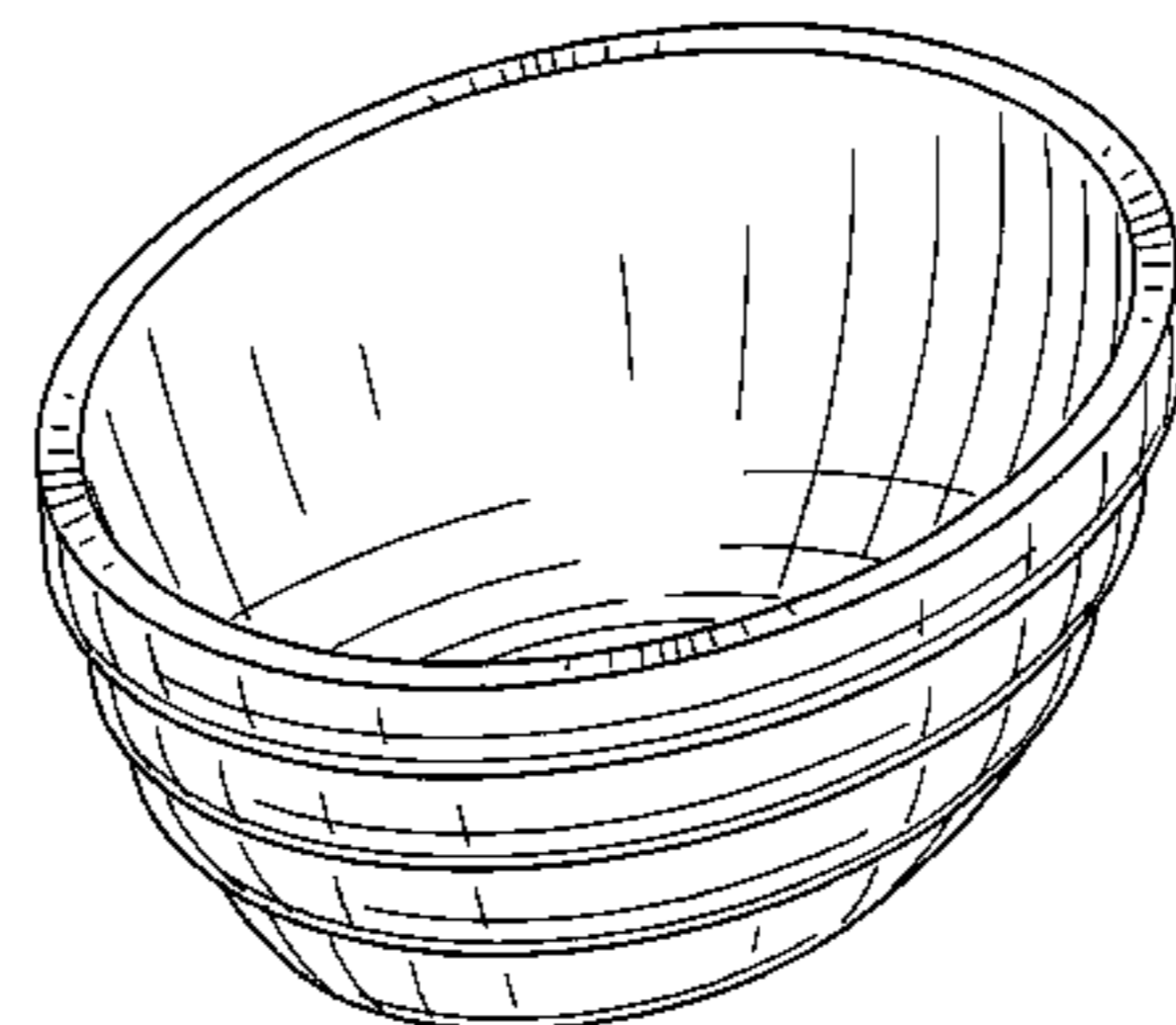
(57) **CLAIM**

We claim the ornamental design for a double walled metallic bowl, as shown and described.

DESCRIPTION

FIG. 1 is a top perspective view of a double walled metallic bowl according to our new design;
 FIG. 2 is a left end elevation view thereof, the right end elevation view being identical;
 FIG. 3 is a top plan view thereof;
 FIG. 4 is front elevation view thereof, the rear elevation view being identical;
 FIG. 5 is a bottom plan view thereof;
 FIG. 6 is a sectional view thereof taken along line 6—6 in FIG. 3; and,
 FIG. 7 is a cross section view thereof taken along line 7—7 in FIG. 3.

1 Claim, 4 Drawing Sheets



US D539,094 S

Page 2

U.S. PATENT DOCUMENTS

5,934,472 A	8/1999	Ramirez et al.		D471,404 S	3/2003	Gady
D414,080 S	* 9/1999	Bolwien	D7/602	D471,406 S	3/2003	Wellner
D424,879 S	5/2000	Biber		D478,476 S	8/2003	Wellner
D428,770 S	8/2000	Wellner		D478,477 S	8/2003	Tisdale et al.
D428,771 S	8/2000	Novi		D480,269 S	10/2003	Currier
D432,362 S	10/2000	Fait		D481,262 S	10/2003	Tisdale et al.
D442,019 S	5/2001	Wyche		D485,127 S	1/2004	Maier-Aichen
D442,425 S	5/2001	Wyche		D488,352 S	4/2004	Tisdale et al.
D443,476 S	6/2001	Miura		D491,019 S	6/2004	Marsden et al.
D456,211 S	4/2002	Price		D494,062 S	8/2004	Willis
D457,389 S	5/2002	Snell		D494,419 S	8/2004	Armer
D458,807 S	6/2002	Trazzi		D496,211 S	8/2004	Brown et al.
D459,946 S	7/2002	Willat				

* cited by examiner

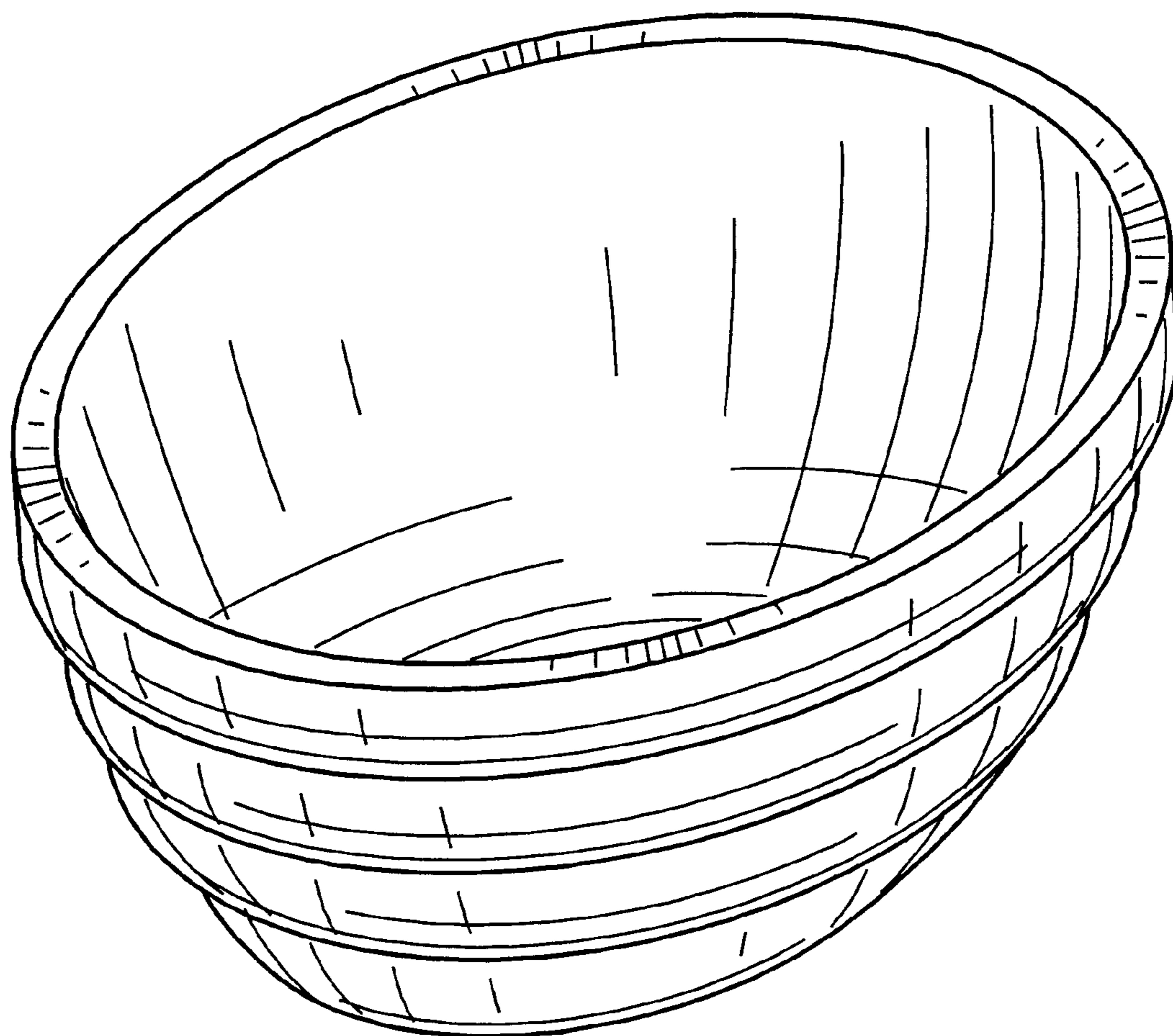


FIG. 1

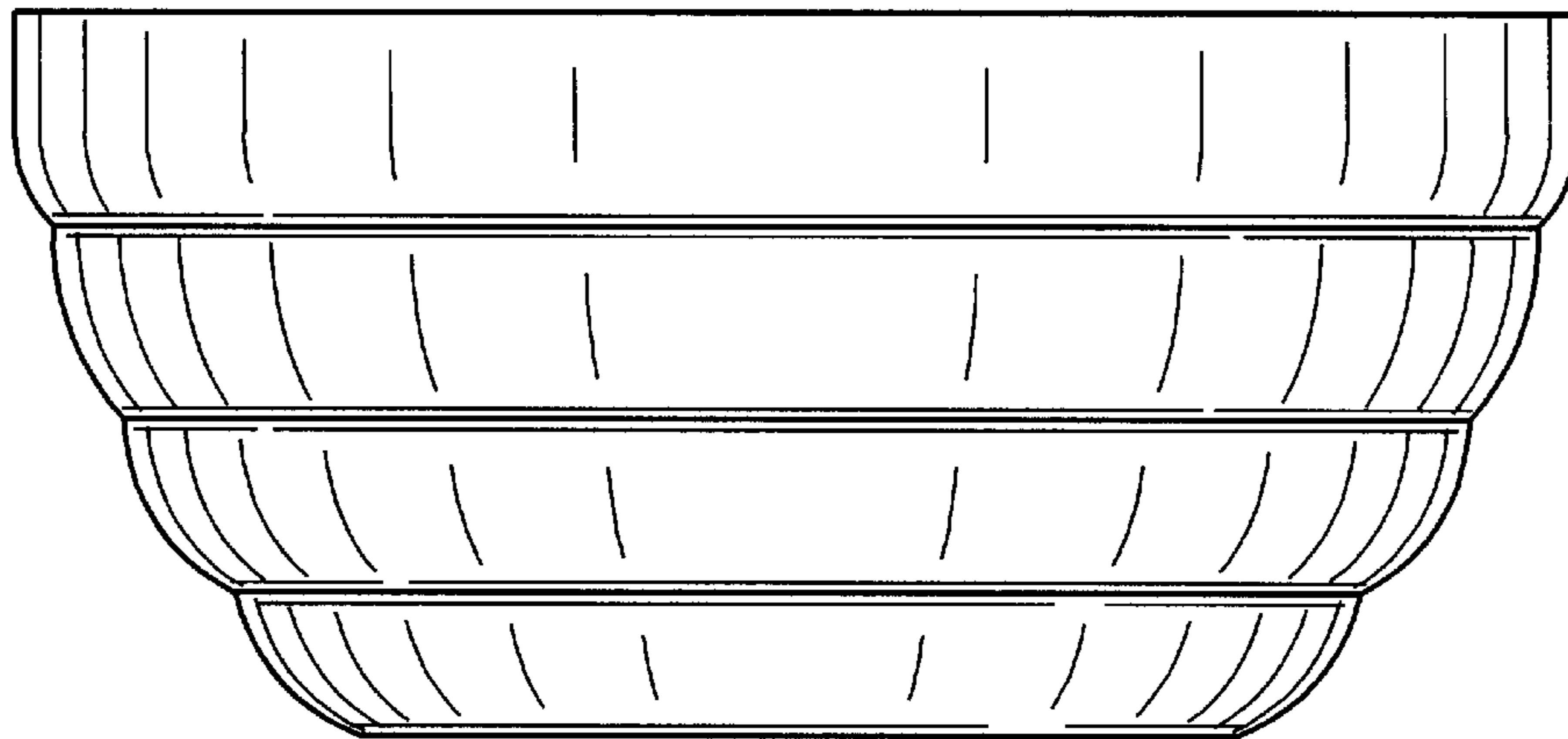


FIG. 2

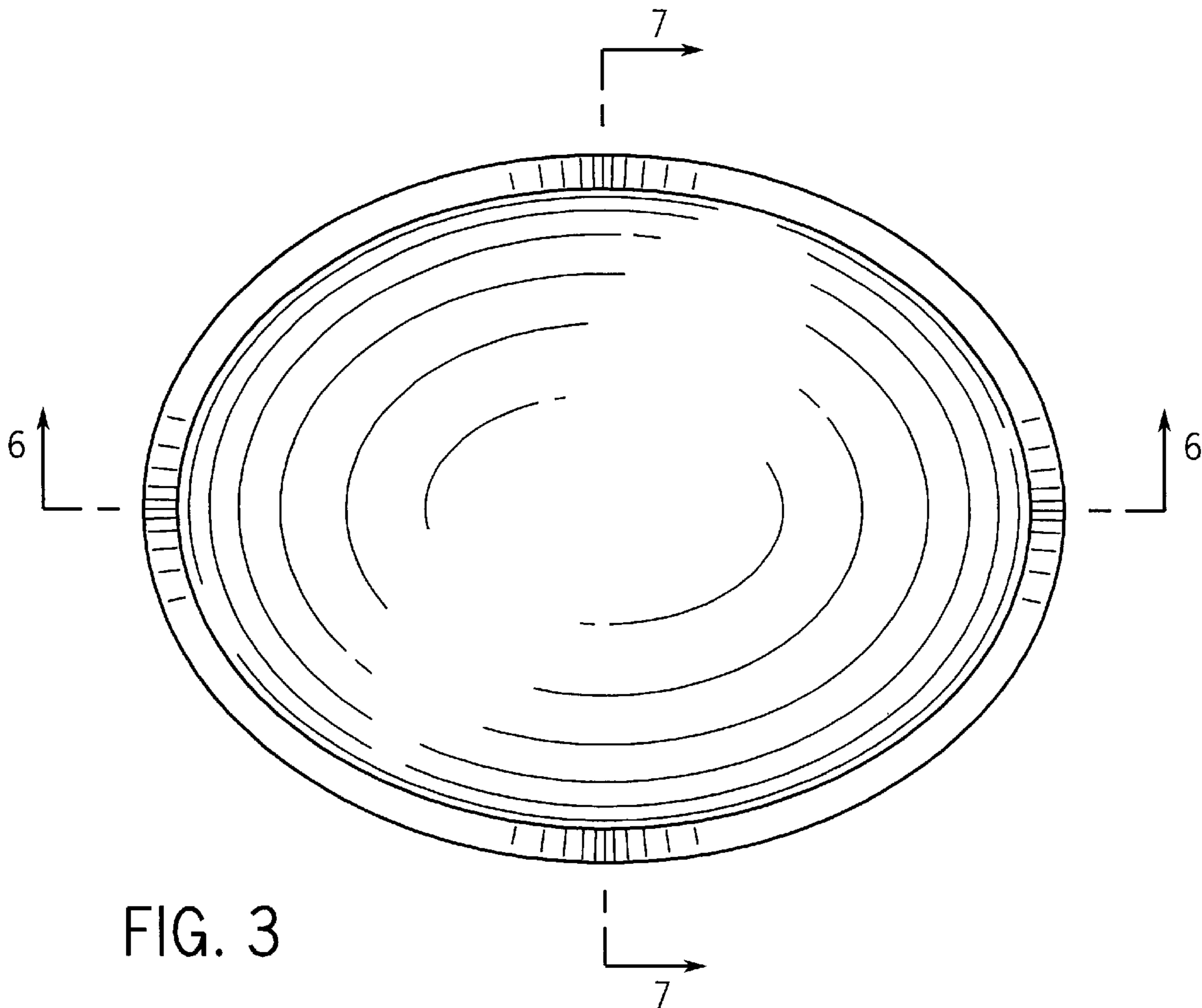


FIG. 3

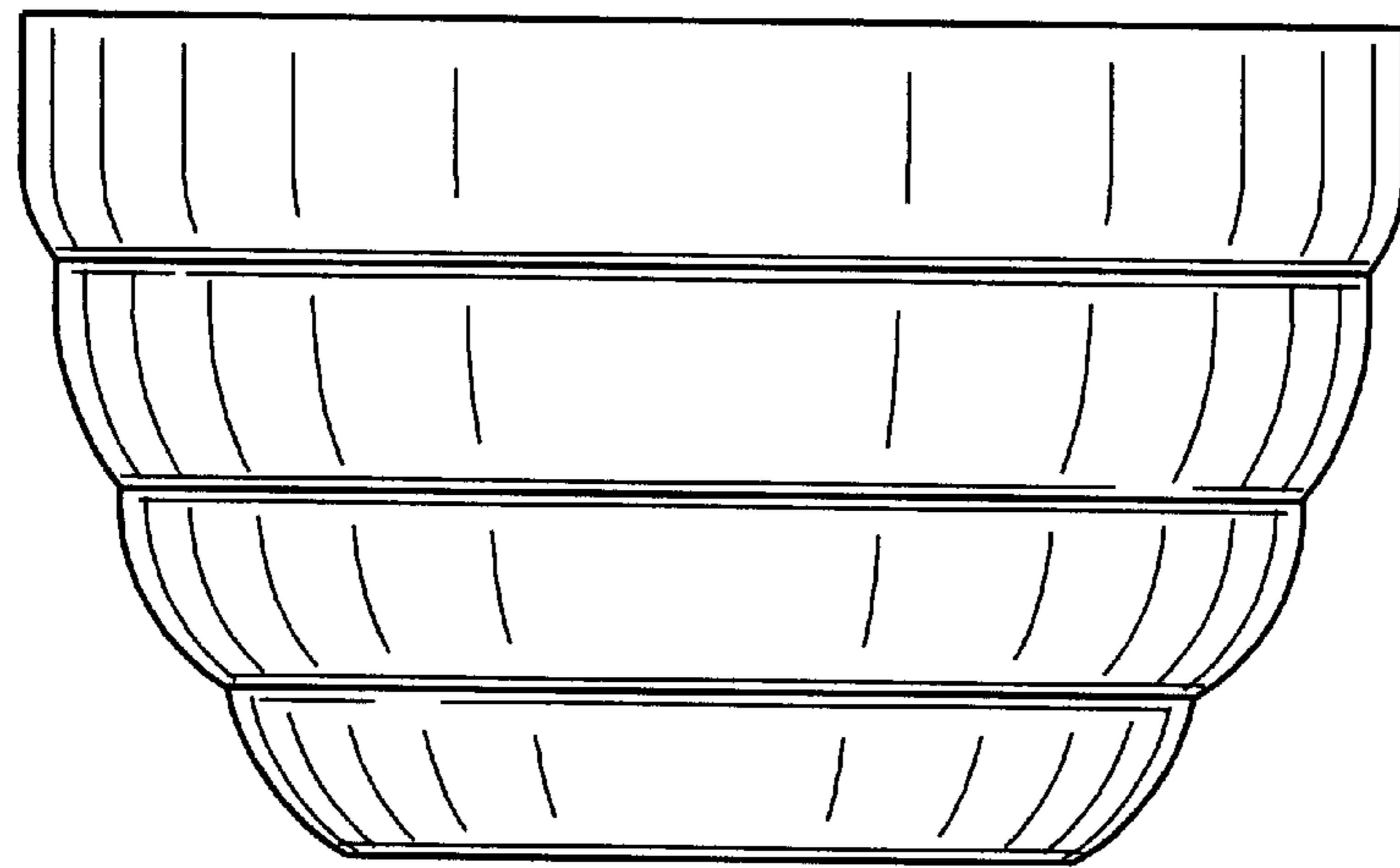


FIG. 4

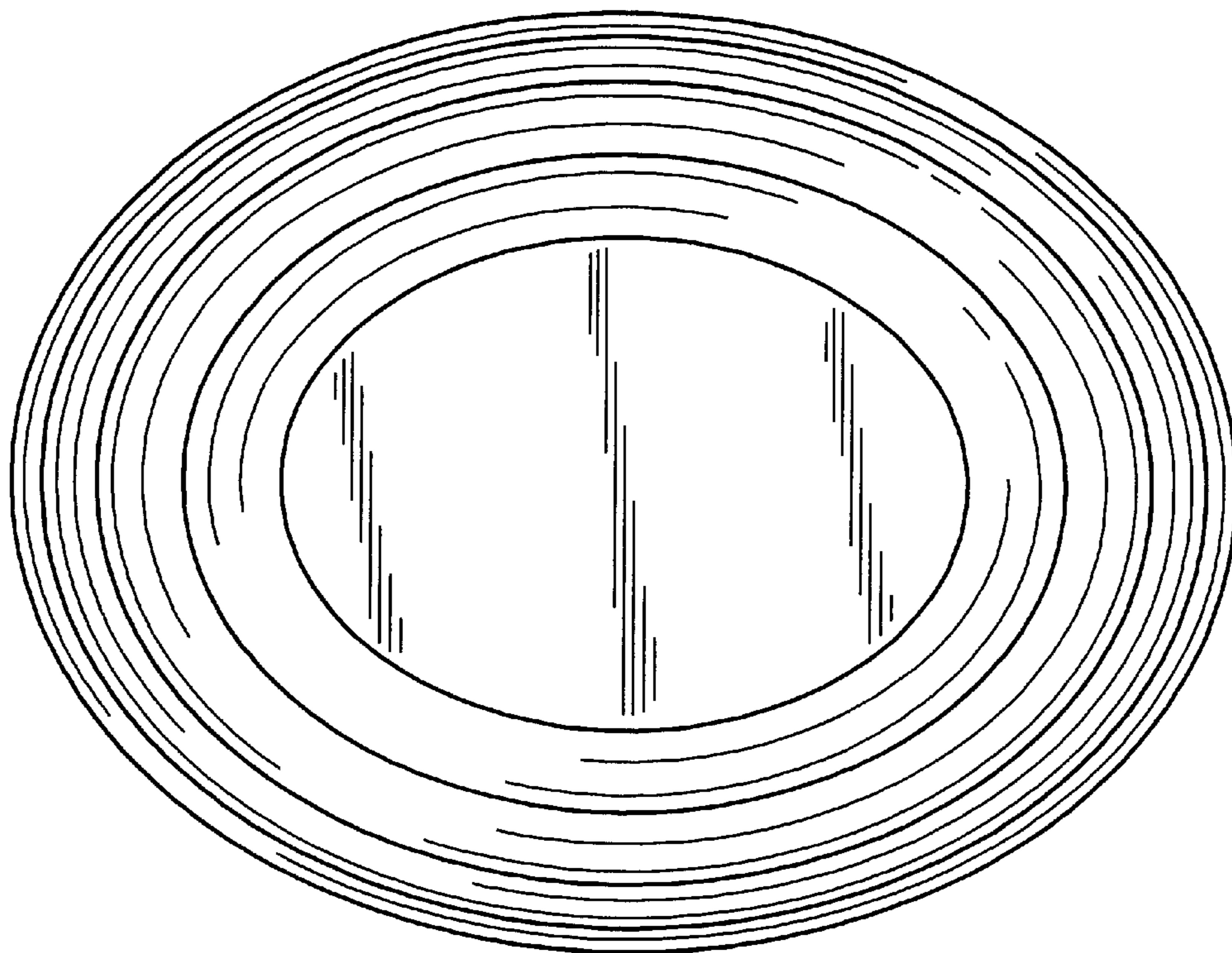


FIG. 5

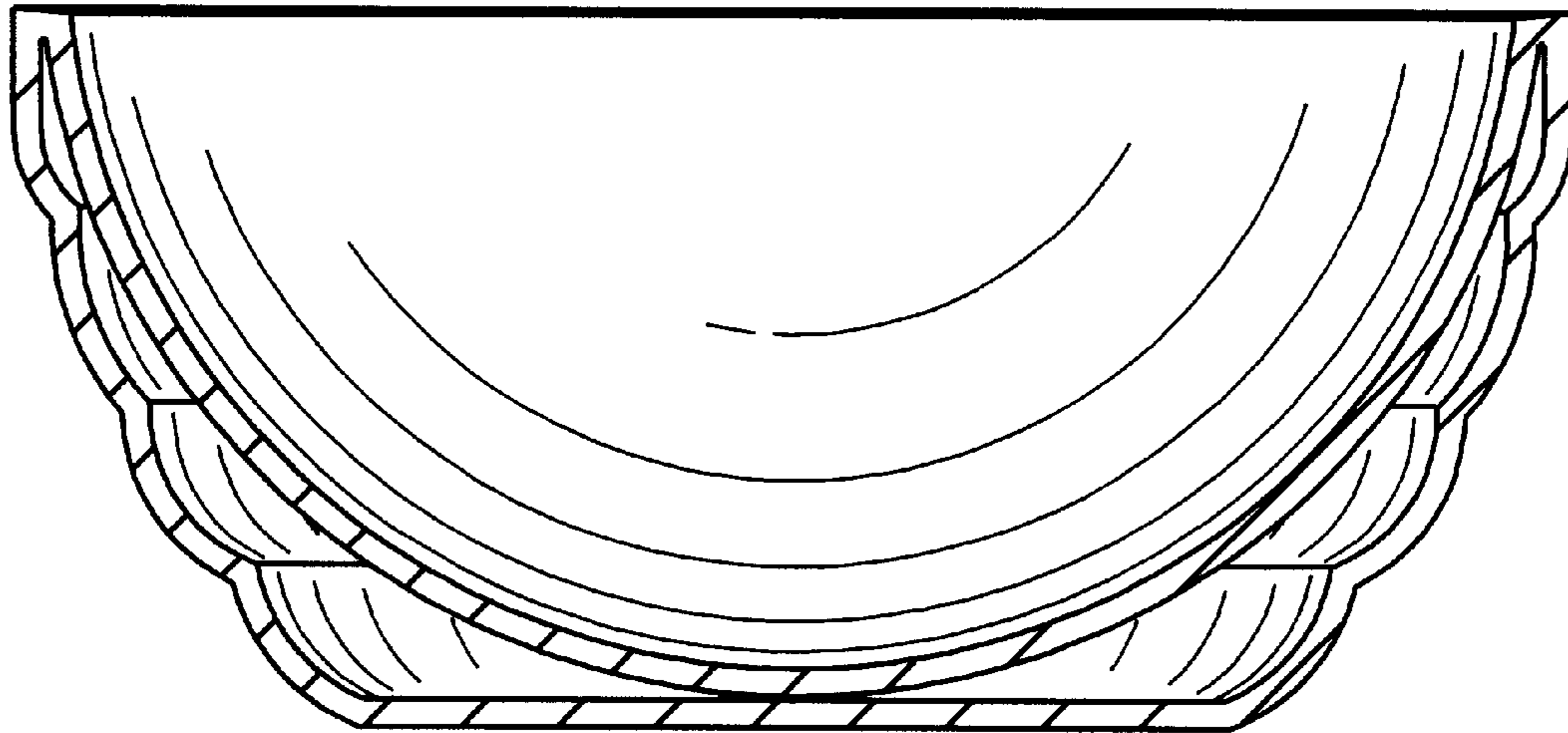


FIG. 6

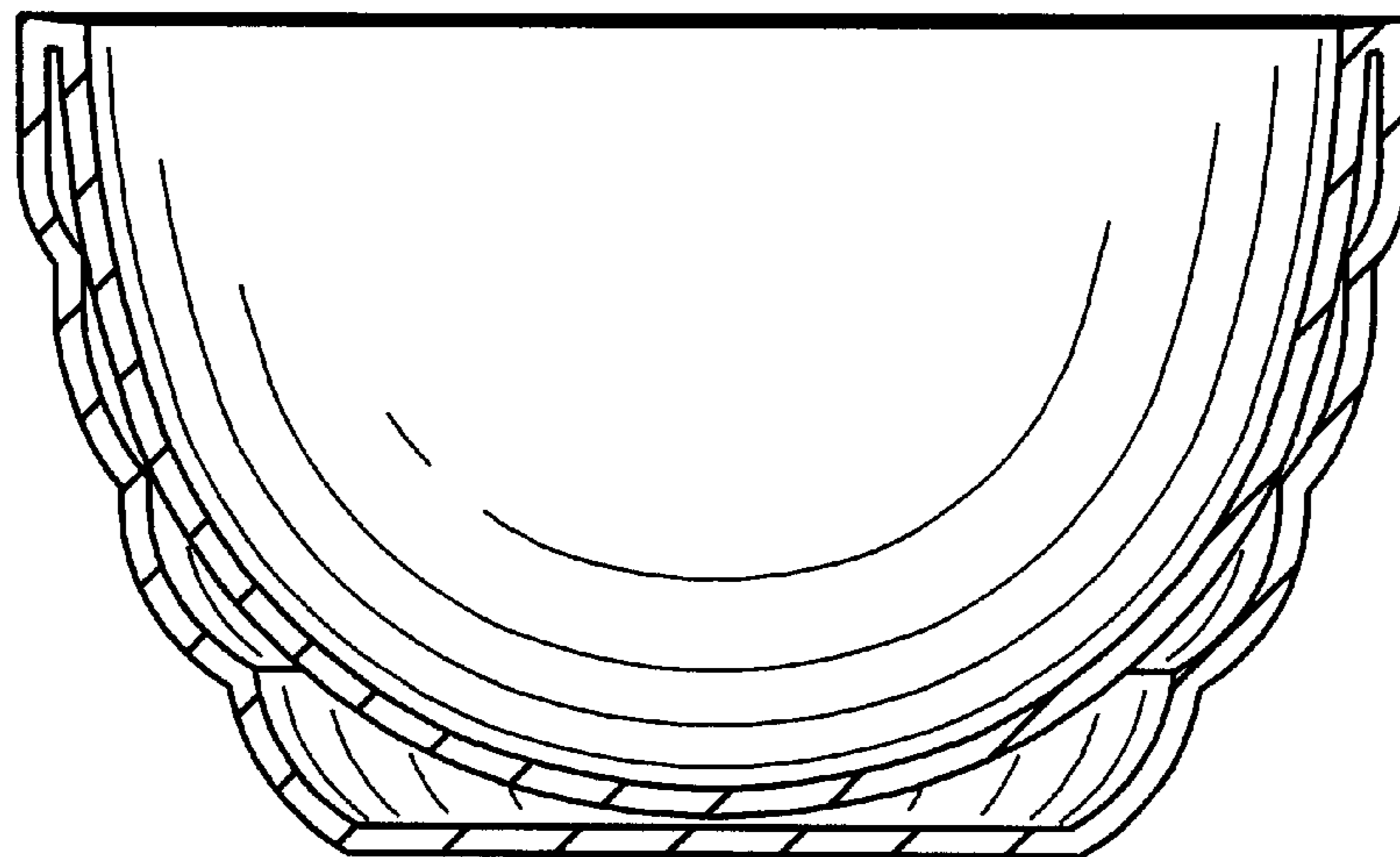


FIG. 7