



US00D539082S

(12) **United States Design Patent**
Molayem

(10) **Patent No.:** **US D539,082 S**

(45) **Date of Patent:** **** Mar. 27, 2007**

(54) **KNIFE HANDLE**

(75) **Inventor:** **Daryoosh Molayem**, Beverly Hills, CA (US)

(73) **Assignee:** **Tabletops Unlimited, Inc.**, Carson, CA (US)

(**) **Term:** **14 Years**

(21) **Appl. No.:** **29/258,241**

(22) **Filed:** **Apr. 18, 2006**

(51) **LOC (8) Cl.** **07-02**

(52) **U.S. Cl.** **D7/393**

(58) **Field of Classification Search** D7/393-395, D7/688, 691-693, 694, 696, 381, 401.2, 642-647, D7/649-652, 664; D8/107, 307; D4/138, D4/129; 16/110.1, 430, 431; 30/340-344, 30/147-150; D22/118
See application file for complete search history.

(56) **References Cited**

U.S. PATENT DOCUMENTS

D260,071 S	*	8/1981	Weber	D7/649
D274,399 S	*	6/1984	Olsen, Jr.	D7/649
D280,173 S	*	8/1985	Welch	D7/649
D283,001 S	*	3/1986	Pashley et al.	D7/649
D302,092 S	*	7/1989	Cohen et al.	D7/650

4,955,139 A	*	9/1990	Clotten et al.	30/340
D323,448 S	*	1/1992	Salviato	D7/649
D458,511 S	*	6/2002	Rorke	D7/395
D473,430 S	*	4/2003	Fedor et al.	D7/649
D524,121 S	*	7/2006	Loeb	D7/649

* cited by examiner

Primary Examiner—Holly H. Baynham

Assistant Examiner—Cynthia M. Chin

(74) *Attorney, Agent, or Firm*—Blakely, Sokoloff, Taylor & Zafman LLP


(57) **CLAIM**

The ornamental design for a knife handle, as shown and described.

DESCRIPTION

FIG. 1 shows a perspective view of the knife handle. FIG. 2 is a top view of the knife handle; the bottom view being a mirror image thereof; FIG. 3 is a left side view of the knife handle. FIG. 4 is a right side view of the knife handle. FIG. 5 is a front view of the knife handle; and, FIG. 6 is a back view of the knife handle. The knife blade portion depicted in broken lines forms no part of the claimed design. A view of the bottom of the knife handle is not shown, because it is identical to its top side as shown in FIG. 2.

1 Claim, 4 Drawing Sheets



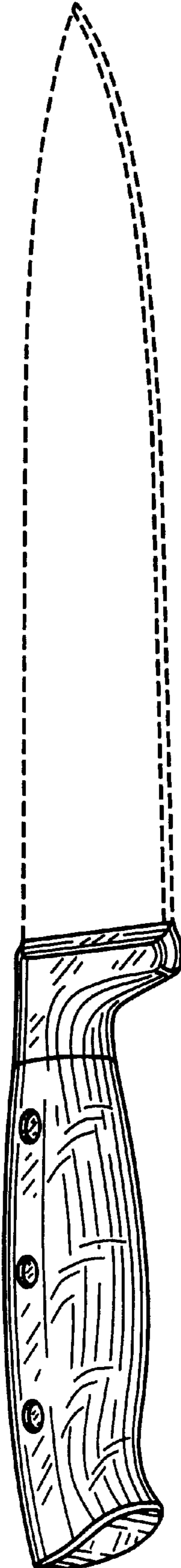


FIG. 1




FIG. 2

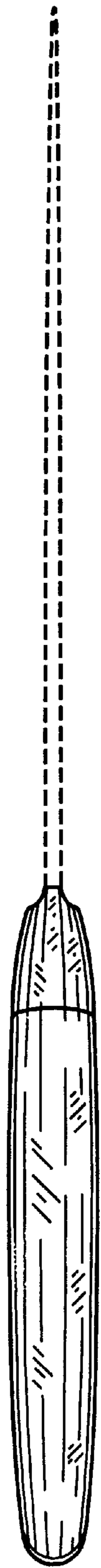


FIG. 3

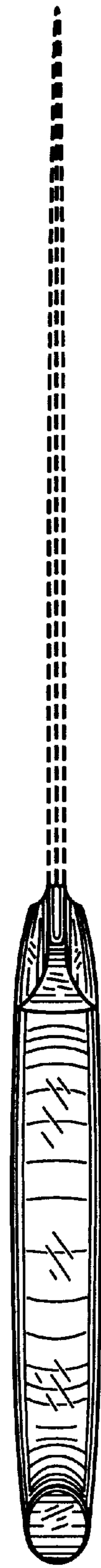


FIG. 4



FIG. 5



FIG. 6