

US00D539058S

(12) **United States Design Patent**
Schmitt

(10) **Patent No.:** **US D539,058 S**

(45) **Date of Patent:** **** Mar. 27, 2007**

(54) **TABLE**

(75) **Inventor:** **Jack Schmitt**, San Juan Capistrano, CA (US)

(73) **Assignee:** **Amini Innovation Corp.**, Pico Rivera, CA (US)

(**) **Term:** **14 Years**

(21) **Appl. No.:** **29/226,369**

(22) **Filed:** **Mar. 29, 2005**

(51) **LOC (8) Cl.** **06-03**

(52) **U.S. Cl.** **D6/480**

(58) **Field of Classification Search** D6/480-489,
D6/495, 511, 429, 430, 436; 108/153.1, 155,
108/156, 157.1, 161; 248/188, 188.1, 188.8
See application file for complete search history.

(56) **References Cited**

U.S. PATENT DOCUMENTS

D59,875 S	*	11/1921	Selisnik	D6/480
D64,386 S	*	4/1924	Arons	D6/480
D182,911 S		5/1958	Lubberts et al.		
4,878,439 A		11/1989	Samson		
D323,086 S		1/1992	Arcese et al.		
D344,421 S		2/1994	Keller		
D346,713 S		5/1994	Ferguson		
D350,446 S		9/1994	Sauvage		
D380,315 S		7/1997	Bergelin		
D388,980 S	*	1/1998	Mohundro	D6/480

D412,632 S		8/1999	Walters, III et al.		
D448,213 S		9/2001	O'Hare et al.		
D448,951 S		10/2001	O'Hare et al.		
D448,952 S	*	10/2001	O'Hare et al.	D6/484
6,363,866 B1		4/2002	Schwartz		
D457,357 S	*	5/2002	Vaaler	D6/480
D457,759 S		5/2002	O'Hare et al.		
D460,881 S		7/2002	Stanton		
D462,855 S	*	9/2002	McDaniel et al.	D6/480
D464,828 S		10/2002	Vaaler		
D486,014 S	*	2/2004	Schmitt	D6/480
D486,327 S		2/2004	Schmitt		
D512,856 S	*	12/2005	Peterson et al.	D6/480

* cited by examiner

Primary Examiner—Janice E. Seeger

(74) *Attorney, Agent, or Firm*—Cislo & Thomas, LLP


(57) **CLAIM**

I claim the ornamental design for a table, as shown and described.

DESCRIPTION

FIG. 1 is a front elevational view of a table showing my new design, the rear elevational view being identical thereto; FIG. 2 is a left-side elevational view thereof; FIG. 3 is a right-side elevational view thereof; FIG. 4 is a top plan view thereof; and, FIG. 5 top plan corner detail illustrating the ornamentation thereon in enlarged detail.

1 Claim, 5 Drawing Sheets






Fig. 1




Fig. 2




Fig. 3




Fig. 4

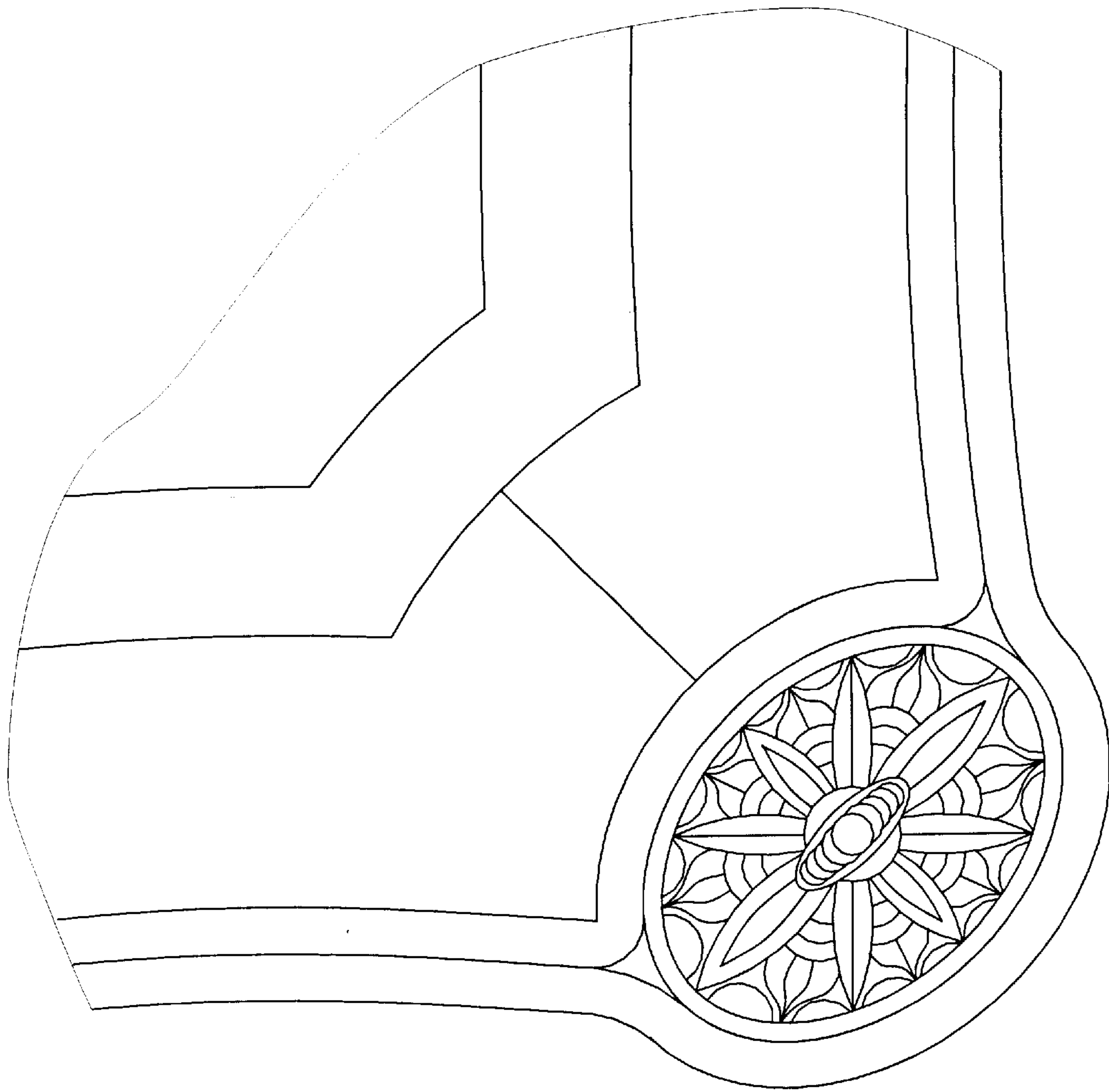


Fig. 5