



US00D539048S

(12) **United States Design Patent**
Zimmermann

(10) **Patent No.:** **US D539,048 S**

(45) **Date of Patent:** **** Mar. 27, 2007**

(54) **CHAIR SEAT**

(75) Inventor: **Jurgen Zimmermann**, Happurg (DE)

(73) Assignee: **Callegher Trading AG**, Hunenberg (CH)

(**) Term: **14 Years**

(21) Appl. No.: **29/256,450**

(22) Filed: **Mar. 21, 2006**

(30) **Foreign Application Priority Data**

Sep. 28, 2005 (EM) 000408018
Nov. 2, 2005 (DE) 405 05 642

(51) **LOC (8) Cl.** **06-01**

(52) **U.S. Cl.** **D6/358**

(58) **Field of Classification Search** D6/333-336,
D6/345, 351, 358, 364, 365, 381, 388, 450,
D6/500-502; D11/133; D14/432; D21/519,
D21/521, 713, 714, 825; 297/181; 473/351,
473/373, 600, 604

See application file for complete search history.

(56) **References Cited**

U.S. PATENT DOCUMENTS

D212,801 S * 11/1968 Aarnio D6/365
D223,444 S * 4/1972 Glaser D6/335
D234,100 S * 1/1975 Reiser D6/335
D252,059 S * 6/1979 Cirrone D6/358
D273,967 S * 5/1984 Budde D21/825
D346,070 S * 4/1994 Kither D6/333
D374,127 S * 10/1996 Diaz D6/358
D376,267 S * 12/1996 Erlick D6/358
D383,321 S * 9/1997 Honeycutt, Sr. D6/358
D392,913 S * 3/1998 Edwards D11/133
D408,877 S * 4/1999 Sonntag et al. D21/713

D420,520 S * 2/2000 Johnston D6/334
6,039,662 A * 3/2000 Chan 473/604
D430,912 S * 9/2000 Hanna et al. D21/714
6,116,682 A * 9/2000 Baur 297/181
6,220,979 B1 * 4/2001 Chan 473/604
D443,229 S * 6/2001 Olinger D11/133
D452,286 S * 12/2001 Amason D21/714
6,390,941 B1 * 5/2002 Ou 473/605
6,503,162 B1 * 1/2003 Shishido et al. 473/605
6,663,520 B2 * 12/2003 Ou Chen 473/604
D501,610 S * 2/2005 Hightower D6/358
D503,047 S * 3/2005 Ryan D6/365
D516,826 S * 3/2006 Zheng D6/358
D518,060 S * 3/2006 Chen et al. D14/432
2003/0073527 A1 * 4/2003 Ou Chen 473/604
2003/0228946 A1 * 12/2003 Chan 473/604
2004/0053717 A1 * 3/2004 Awan 473/604
2005/0277499 A1 * 12/2005 Tang et al. 473/604
2006/0046880 A1 * 3/2006 Tang et al. 473/604
2006/0142101 A1 * 6/2006 Chen 473/604

* cited by examiner

Primary Examiner—Mimosa De

(74) *Attorney, Agent, or Firm*—Pandiscio & Pandiscio

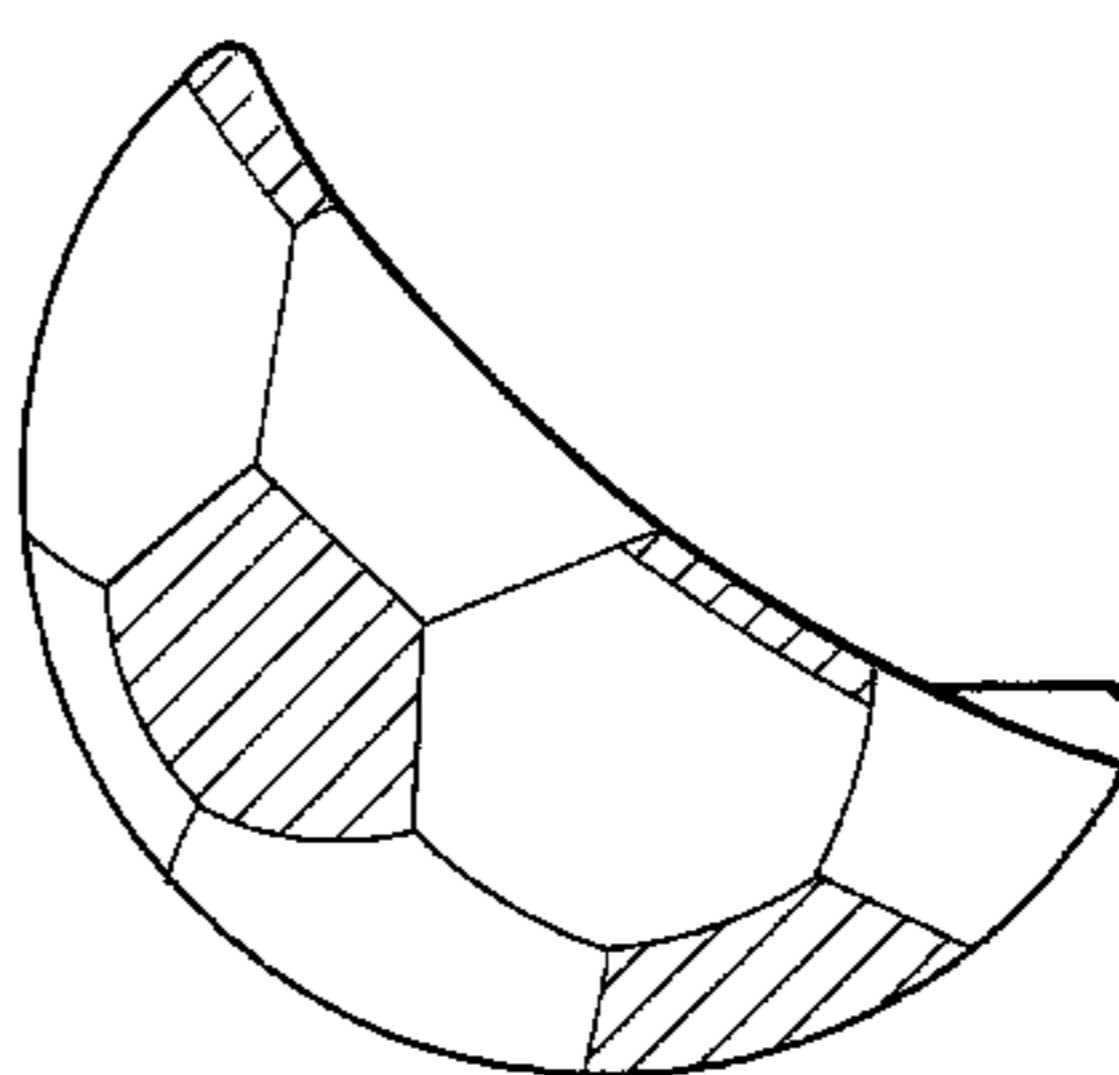
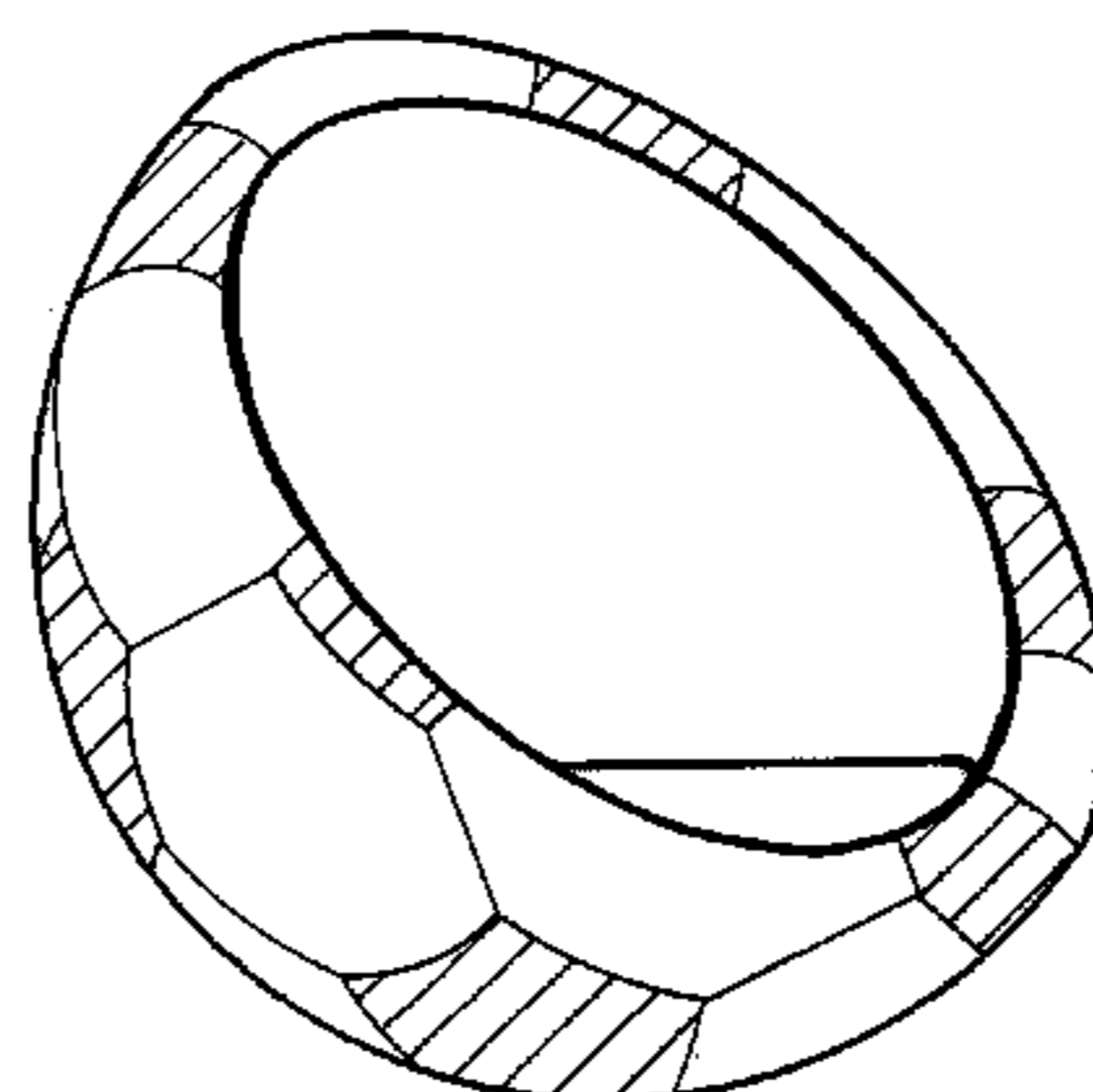
(57) **CLAIM**

The ornamental design for a chair seat, as shown and described.

DESCRIPTION

FIG. 1 is a front elevational view of a chair seat showing our new design;
FIG. 2 is a back elevational view thereof;
FIG. 3 is a perspective view thereof;
FIG. 4 is a right side elevational view thereof, the left side being a mirror image of that shown;
FIG. 5 is a top plan view thereof; and,
FIG. 6 is a bottom plan view thereof.

1 Claim, 3 Drawing Sheets



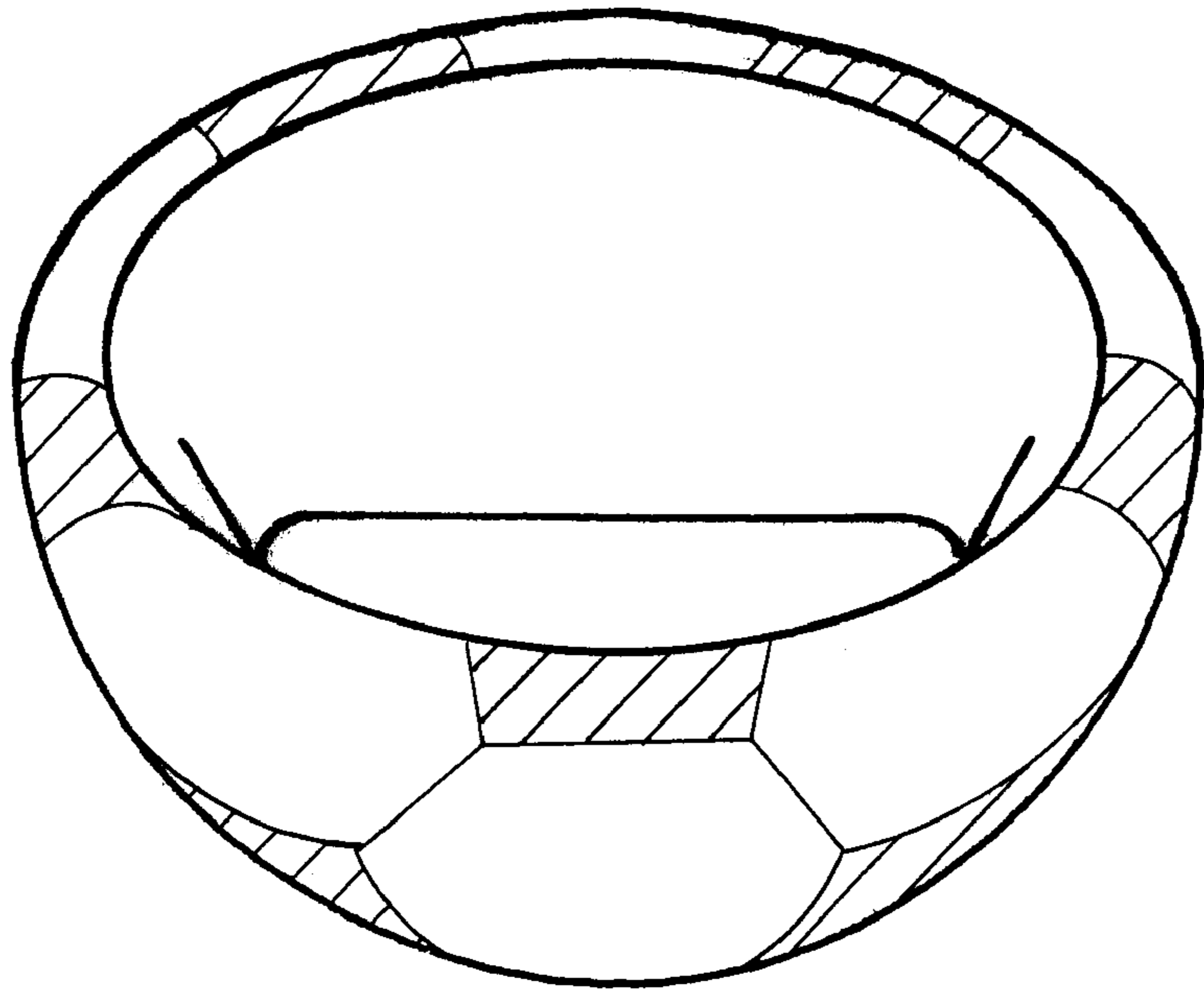


FIG. 1

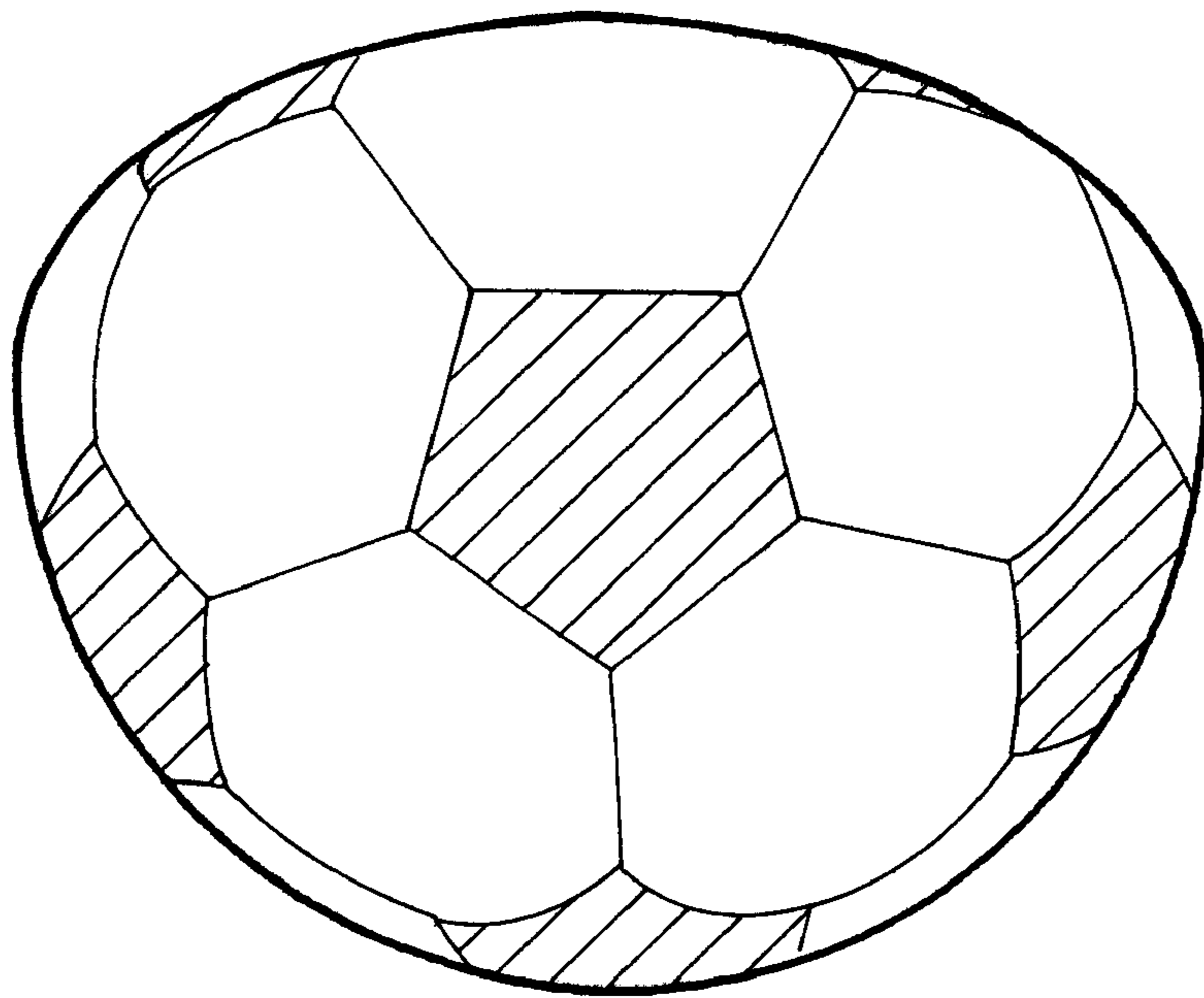


FIG. 2

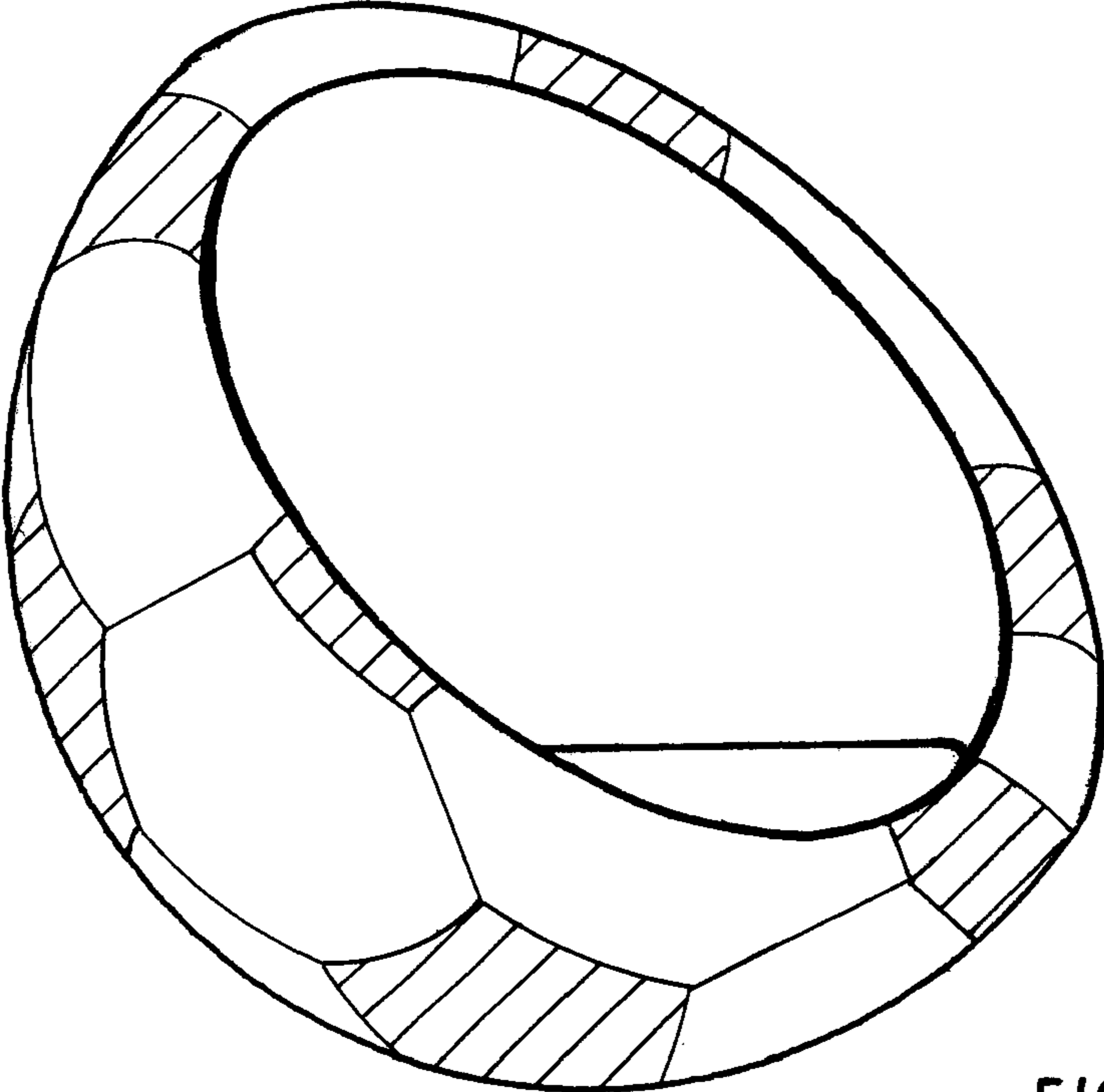


FIG. 3

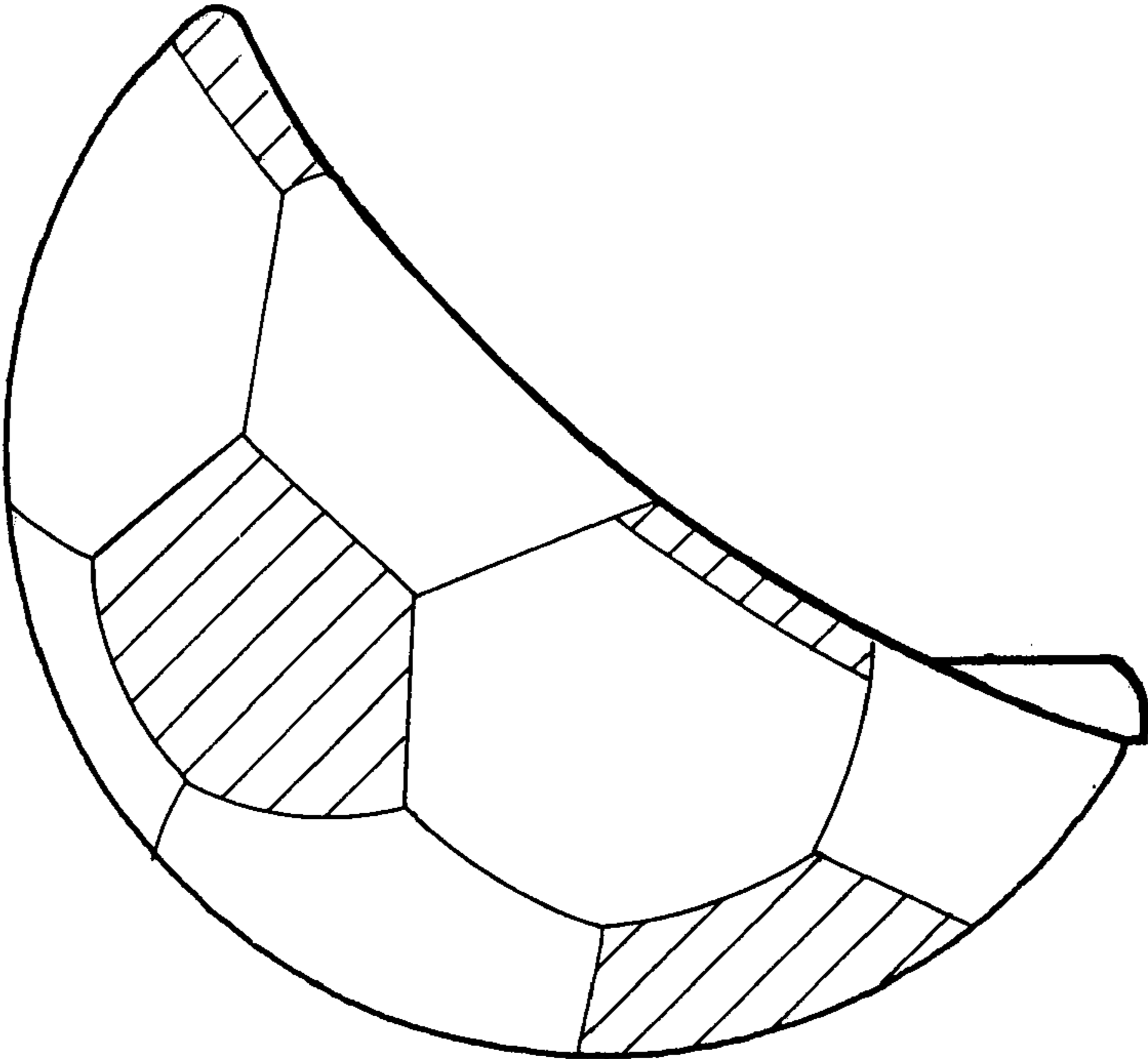


FIG. 4

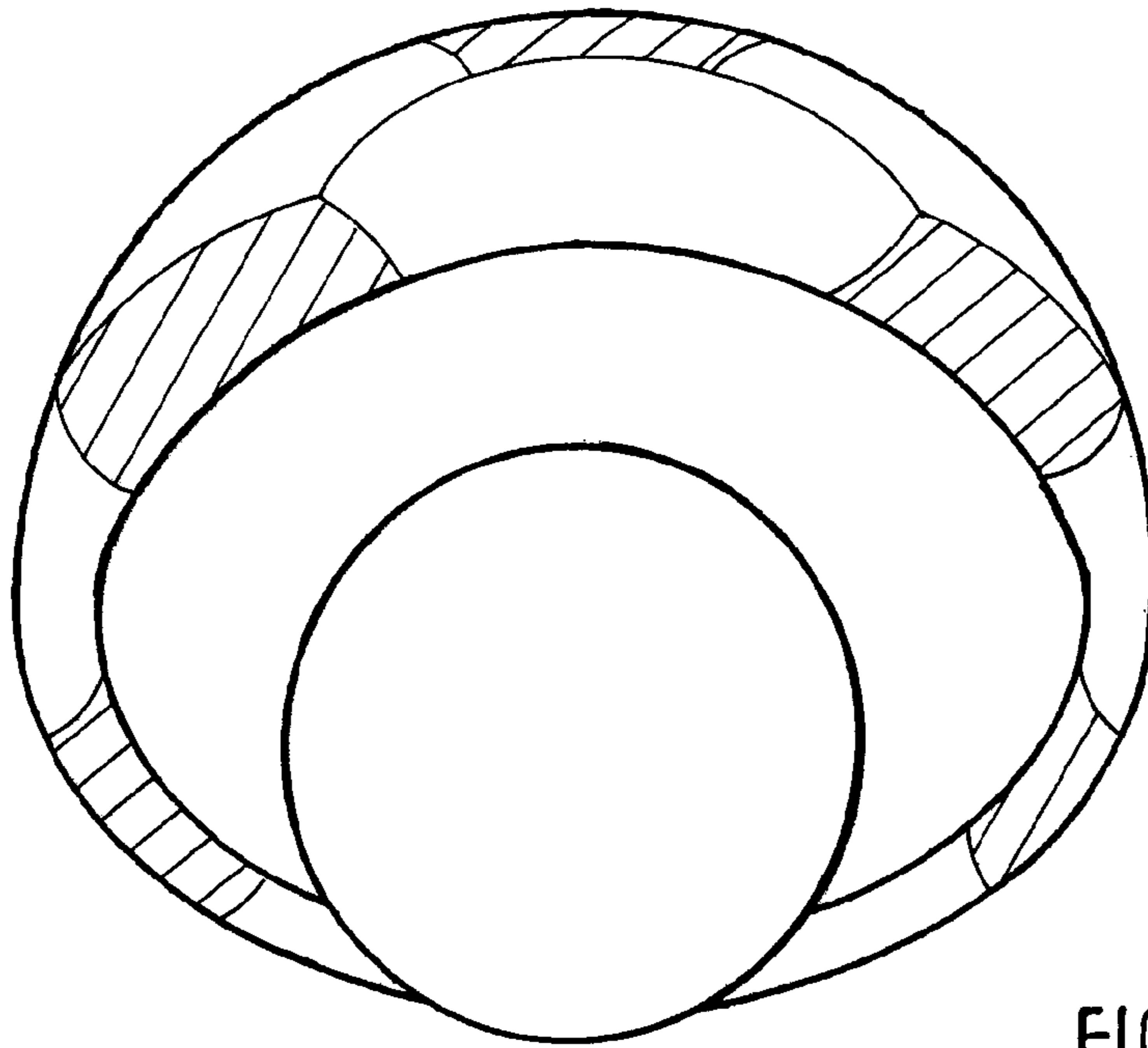


FIG. 5

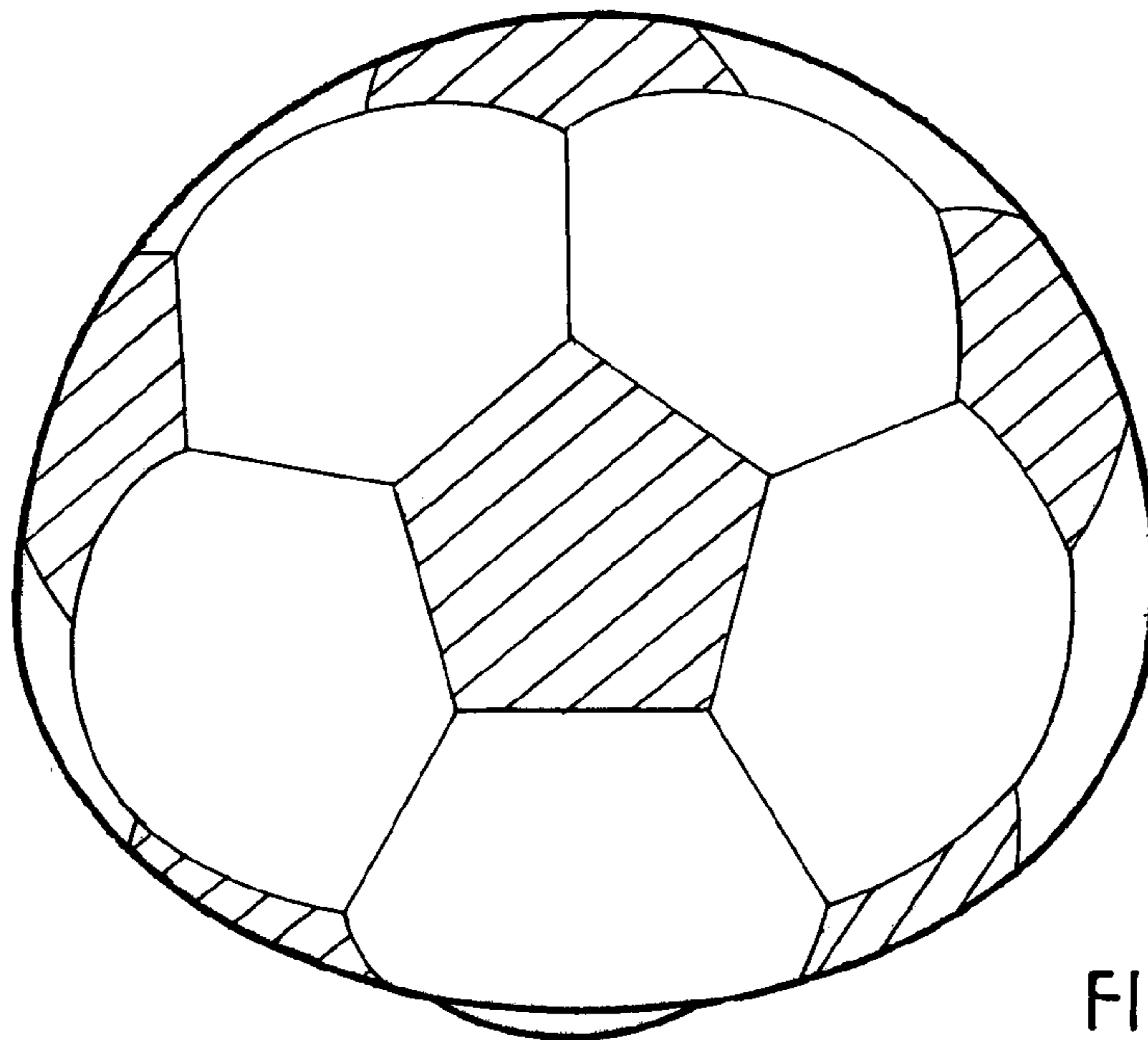


FIG. 6