

US00D539046S

(12) **United States Design Patent**
Bouroullec et al.

(10) **Patent No.:** **US D539,046 S**
(45) **Date of Patent:** **** Mar. 27, 2007**

(54) **SEAT**
(75) Inventors: **Ronan Bouroullec**, Saint Denis (FR);
Erwan Bouroullec, Saint Denis (FR)
(73) Assignee: **Roset S.A.**, Serriers de Briord (FR)
(**) Term: **14 Years**
(21) Appl. No.: **29/233,565**
(22) Filed: **Jul. 6, 2005**
(51) **LOC (8) Cl.** **06-01**
(52) **U.S. Cl.** **D6/334**
(58) **Field of Classification Search** D6/334-336,
D6/349, 358, 353, 356, 360, 377, 364-366,
D6/368-370, 379-381, 500-502; 297/16.1,
297/68, 452.1, 452.2, 461, 118; D11/149;
5/12.1, 653, 655.3

See application file for complete search history.

(56) **References Cited**

U.S. PATENT DOCUMENTS

D227,201 S * 6/1973 Scott D6/365
D228,595 S * 10/1973 Korch D6/334
D239,795 S * 5/1976 Bernard D6/334
D244,071 S * 4/1977 Haynes, Sr. D6/377
D248,520 S * 7/1978 Haynes, Sr. D6/377
D248,699 S * 8/1978 Haynes, Sr. D6/377
D248,701 S * 8/1978 Haynes, Sr. D6/377
D249,104 S * 8/1978 Haynes, Sr. D6/377

D251,762 S * 5/1979 Prevost D6/334
D257,087 S * 9/1980 Roset D6/334
D262,676 S * 1/1982 Roset D6/334
D276,959 S * 1/1985 Roset D6/334
D401,078 S * 11/1998 Relling D6/381

OTHER PUBLICATIONS

Brigantin, Yucca, and Sloop chairs, Ligne Roset Brochure,
1984, 5 pgs.*

* cited by examiner

Primary Examiner—Sandra S. Snapp

(74) *Attorney, Agent, or Firm*—Mathews, Shepherd,
McKay & Bruneau, P.A.

(57) **CLAIM**

We claim, the ornamental design for a seat, as shown and
described.

DESCRIPTION

FIG. 1 is a front elevational view, showing our new design.
FIG. 2 is a side elevational view thereof.

FIG. 3 is a side elevational view from the opposite side
shown in FIG. 2.

FIG. 4 is a rear elevational view thereof.


FIG. 5 is a top plan view thereof.

FIG. 6 is a bottom plan view thereof.

FIG. 7 is a rear and side perspective view thereof; and,

FIG. 8 is a front and side perspective view thereof.

1 Claim, 8 Drawing Sheets






FIG. 1



FIG. 2




FIG. 3




FIG. 4

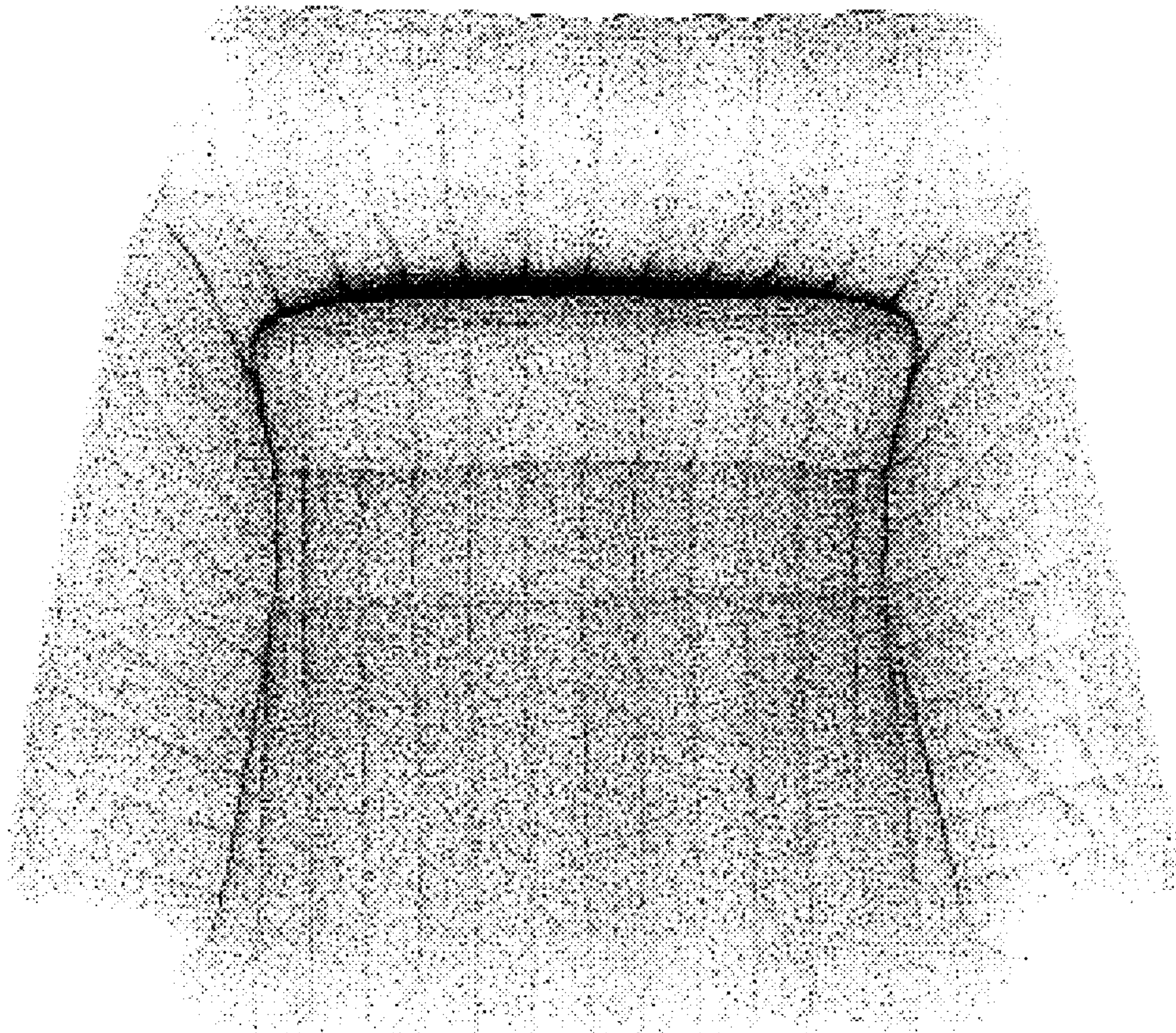


FIG. 5




FIG. 6




FIG. 7



FIG. 8