



US00D539045S

(12) **United States Design Patent**
Mourgue

(10) **Patent No.:** **US D539,045 S**

(45) **Date of Patent:** **** Mar. 27, 2007**

- (54) **SEAT**
- (75) Inventor: **Pascal Mourgue**, Montreuil Sous Bois (FR)
- (73) Assignee: **Cinna**, Serrieres de Briord (FR)
- (**) Term: **14 Years**
- (21) Appl. No.: **29/233,548**
- (22) Filed: **Jul. 6, 2005**
- (30) **Foreign Application Priority Data**

Jan. 12, 2005 (EP) 000 284 823

- (51) **LOC (8) Cl.** **06-01**
- (52) **U.S. Cl.** **D6/334**
- (58) **Field of Classification Search** D6/334-336, D6/349, 358, 353, 356, 360, 377, 364-366, D6/368-370, 379-381, 500-502; 297/16.1, 297/68, 452.1, 452.2, 461, 118; D11/149; 5/12.1, 653, 655.3

See application file for complete search history.

(56) **References Cited**

U.S. PATENT DOCUMENTS

- D227,201 S * 6/1973 Scott D6/365
- D227,835 S * 7/1973 Kuhlmann D6/364
- D228,595 S * 10/1973 Korch D6/334
- 3,899,210 A * 8/1975 Samhammer et al. 297/448.2
- D238,527 S * 1/1976 Bernard D6/334
- D239,795 S * 5/1976 Bernard D6/334
- D242,964 S * 1/1977 Haynes, Sr. D6/377
- D243,045 S * 1/1977 Haynes, Sr. D6/377
- D243,047 S * 1/1977 Haynes, Sr. D6/377
- D244,071 S * 4/1977 Haynes, Sr. D6/377
- D246,492 S * 11/1977 Roset D6/334

- D248,520 S * 7/1978 Haynes, Sr. D6/377
- D248,699 S * 8/1978 Haynes, Sr. D6/377
- D248,701 S * 8/1978 Haynes, Sr. D6/377
- D249,104 S * 8/1978 Haynes, Sr. D6/377
- D251,762 S * 5/1979 Prevost D6/334
- D252,782 S * 9/1979 Roset D6/334
- D257,087 S * 9/1980 Roset D6/334
- D262,676 S * 1/1982 Roset D6/334
- D276,959 S * 1/1985 Roset D6/334
- D280,364 S * 9/1985 Hopfer D6/334
- D280,365 S * 9/1985 Hopfer D6/334
- D303,735 S * 10/1989 Haukvik et al. D6/365
- D399,350 S * 10/1998 Hudson et al. D6/334
- D401,078 S * 11/1998 Relling D6/381

OTHER PUBLICATIONS

Togo, Anais, Sandra, and Yucca chairs, Ligne Roset brochure, 1984, 7 pgs.*

* cited by examiner

Primary Examiner—Sandra S. Snapp

(74) *Attorney, Agent, or Firm*—Mathews, Shepherd, McKay & Bruneau, P.A.


(57) **CLAIM**

I claim, the ornamental design for a seat, as shown and described.

DESCRIPTION

FIG. 1 is a front elevational view, showing our new design. FIG. 2 is a side elevational view thereof. FIG. 3 is a rear elevational view thereof. FIG. 4 is a top plan view thereof. FIG. 5 is a bottom plan view thereof; and, FIG. 6 is a front and side perspective view thereof.

1 Claim, 6 Drawing Sheets






FIG. 1




FIG. 2



FIG. 3




FIG. 4




FIG. 5

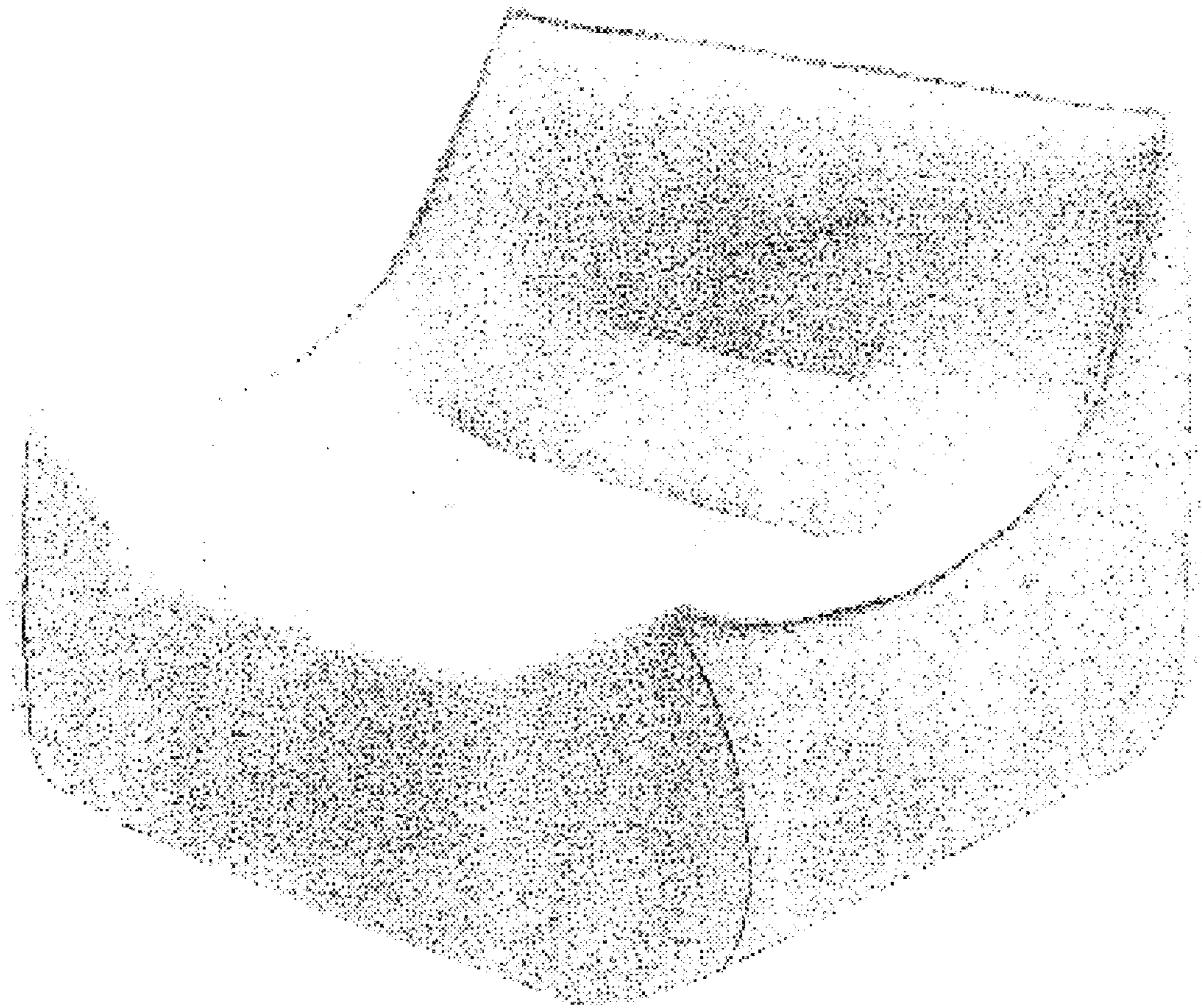


FIG. 6