



US00D539024S

(12) **United States Design Patent**  
**Belley et al.**

(10) **Patent No.:** **US D539,024 S**  
(45) **Date of Patent:** **\*\* Mar. 27, 2007**

(54) **FOOTWEAR UPPER**

D482,189 S 11/2003 Belley et al.  
D497,476 S \* 10/2004 Huard et al. .... D2/970

(75) Inventors: **Manon Belley**, Laval (CA); **Martin W. F. Dean**, St. Albans (GB)

**OTHER PUBLICATIONS**

(73) Assignee: **Wolverine World Wide, Inc.**,  
Rockford, MI (US)

Hush Puppies Women's Fall 1997 Catalog, p. 28.  
Sorel Caribou Pac Boots, downloaded on Jan. 11, 2006 from  
URL:<http://www.cabelas.com/products/Cpod0027198.jsp>.

(\*\*) Term: **14 Years**

\* cited by examiner

(21) Appl. No.: **29/242,686**

*Primary Examiner*—Stella Reid  
*Assistant Examiner*—Rashida C. McCoy

(22) Filed: **Nov. 14, 2005**

(74) *Attorney, Agent, or Firm*—Warner Norcross & Judd  
LLP

(51) **LOC (8) Cl.** ..... **02-04**

(52) **U.S. Cl.** ..... **D2/970**

(58) **Field of Classification Search** ..... D2/970,  
D2/904, 909, 910, 911, 969; 36/3 A, 83,  
36/113, 117, 122

(57) **CLAIM**

See application file for complete search history.

The ornamental design for footwear upper, as shown and  
described.

**DESCRIPTION**

(56) **References Cited**

FIG. 1 is a perspective view of the footwear upper embody-  
ing the new design;

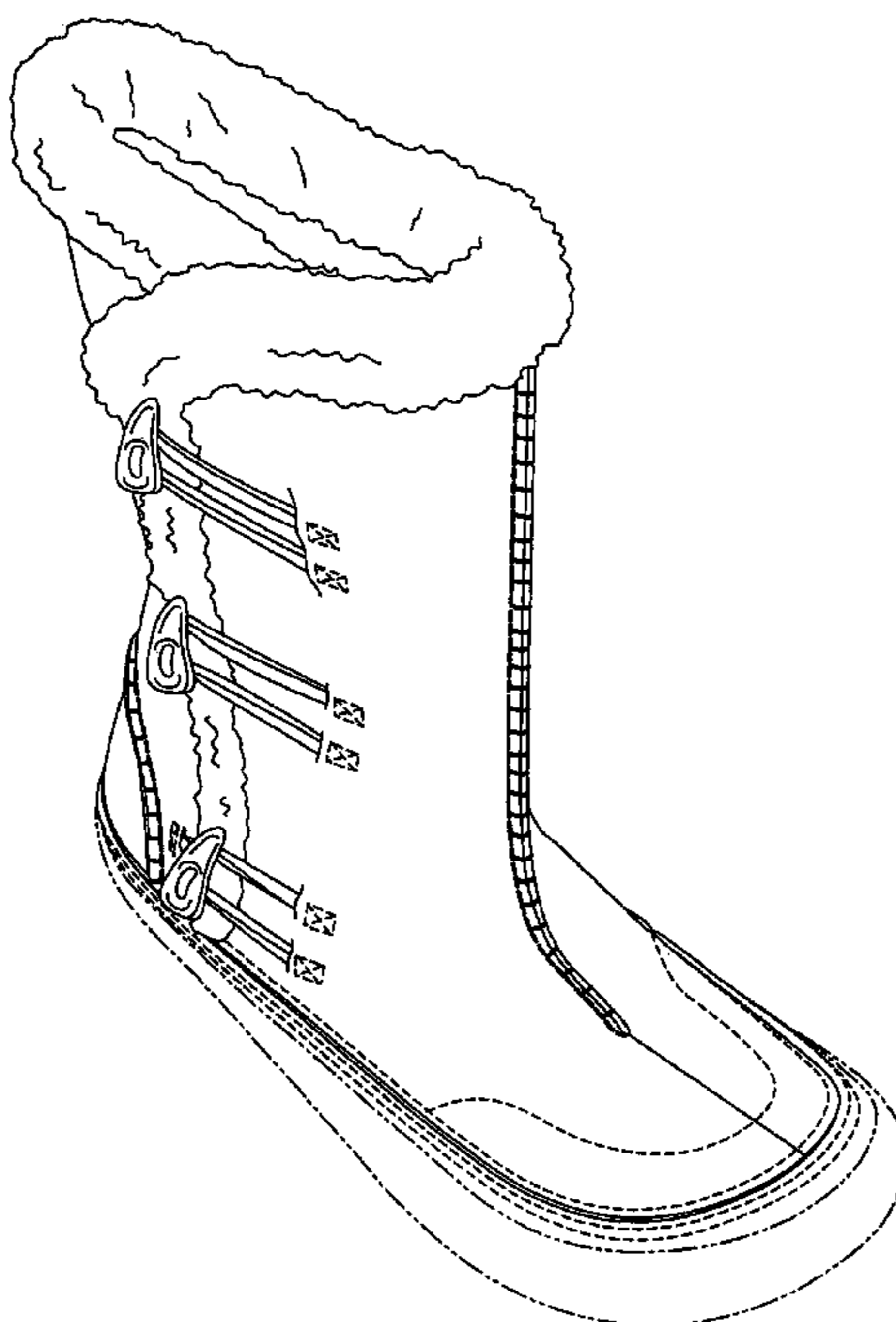
**U.S. PATENT DOCUMENTS**

- D21,954 S \* 11/1892 Richardson ..... D2/910
- D125,568 S \* 3/1941 Hard ..... D2/911
- D155,573 S \* 10/1949 Bingham ..... D2/910
- D159,761 S \* 8/1950 Stromberg ..... D2/910
- D233,636 S \* 11/1974 Schneider ..... D2/910
- D284,805 S \* 7/1986 Smith ..... D2/900
- D319,332 S \* 8/1991 Itzkowitz ..... D2/910
- D346,062 S \* 4/1994 Owens ..... D2/911
- D357,572 S \* 4/1995 Seiler et al. .... D2/910
- D386,292 S \* 11/1997 Brooks et al. .... D2/970
- D386,294 S \* 11/1997 Brooks et al. .... D2/970
- D400,342 S \* 11/1998 Davidowitz et al. .... D2/909
- D480,542 S 10/2003 Belley et al.
- D481,862 S 11/2003 Urie et al.
- D481,863 S 11/2003 Belley et al.

FIG. 2 is a top plan view thereof;  
FIG. 3 is a right side view thereof;  
FIG. 4 is a left side view thereof;  
FIG. 5 is a front view thereof; and,  
FIG. 6 is a rear view thereof.

FIGS. 1–6 show features of an article of footwear in  
phantom lines. These features are shown for environmental  
purposes and do not form any part of the claimed design.  
Further, the phantom lines immediately adjacent the solid-  
line portions of the design form the boundary of the design,  
with the phantom lines forming no part of the claimed  
design.

**1 Claim, 4 Drawing Sheets**



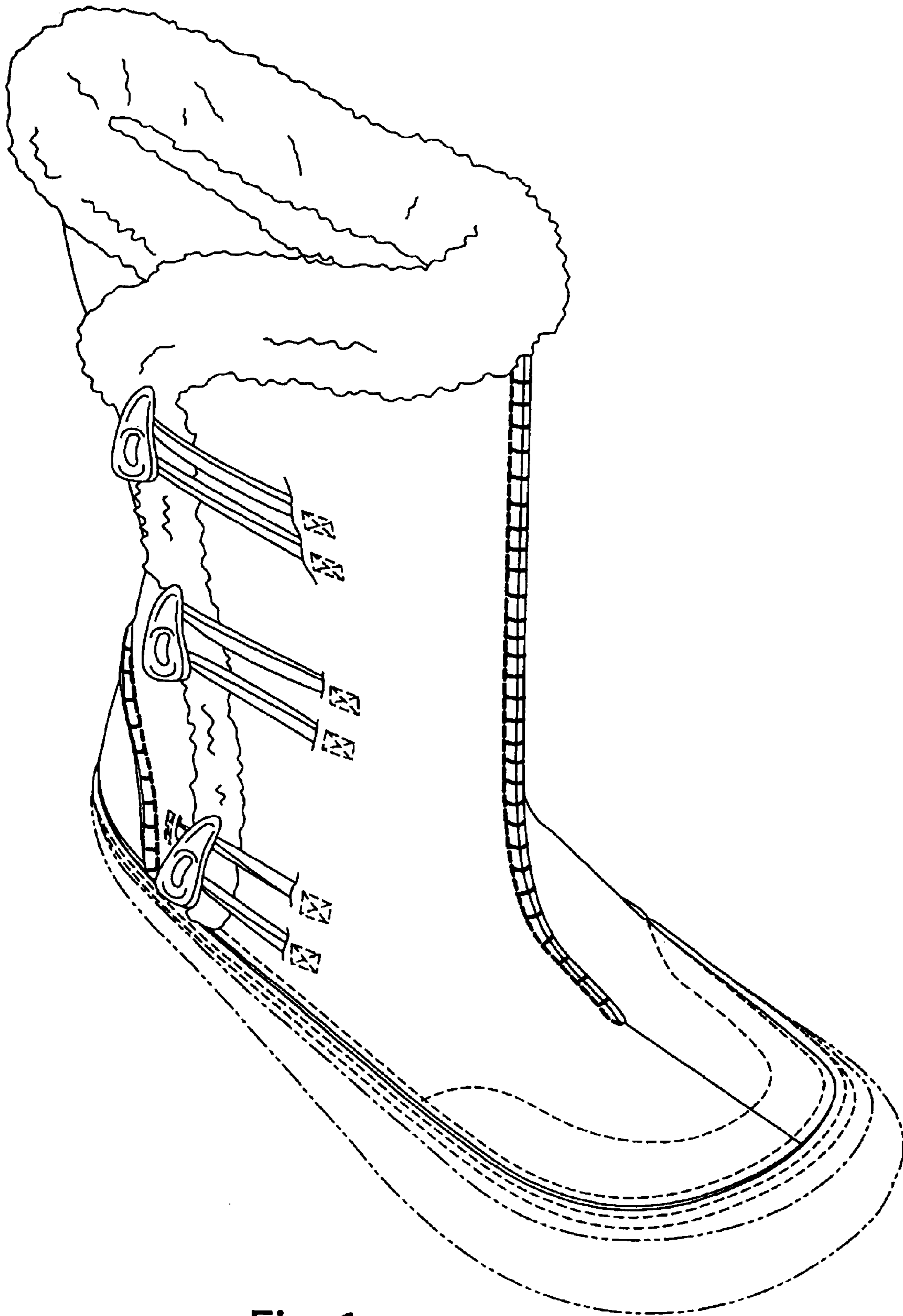


Fig. 1




Fig. 2



Fig. 3

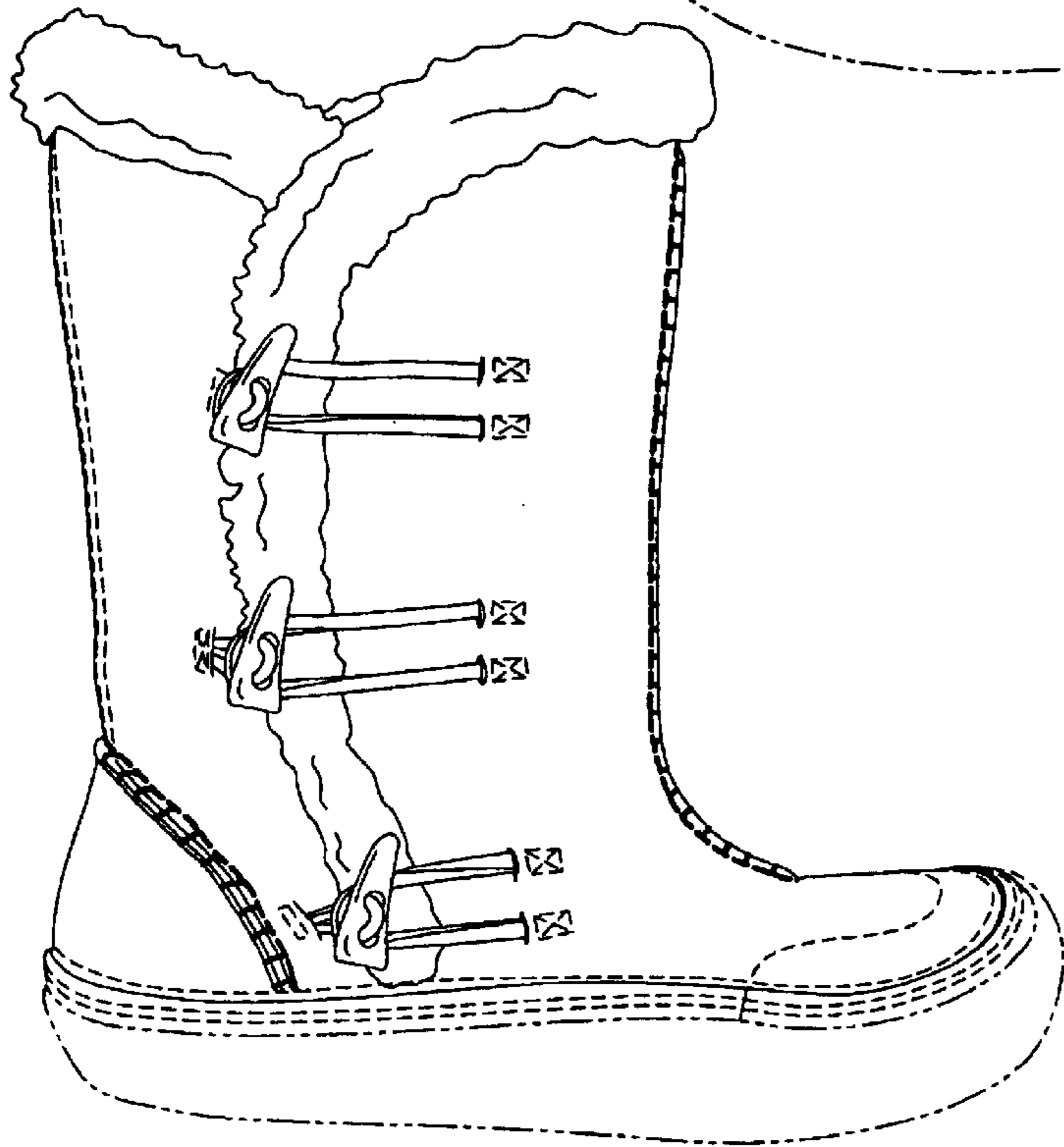


Fig. 4

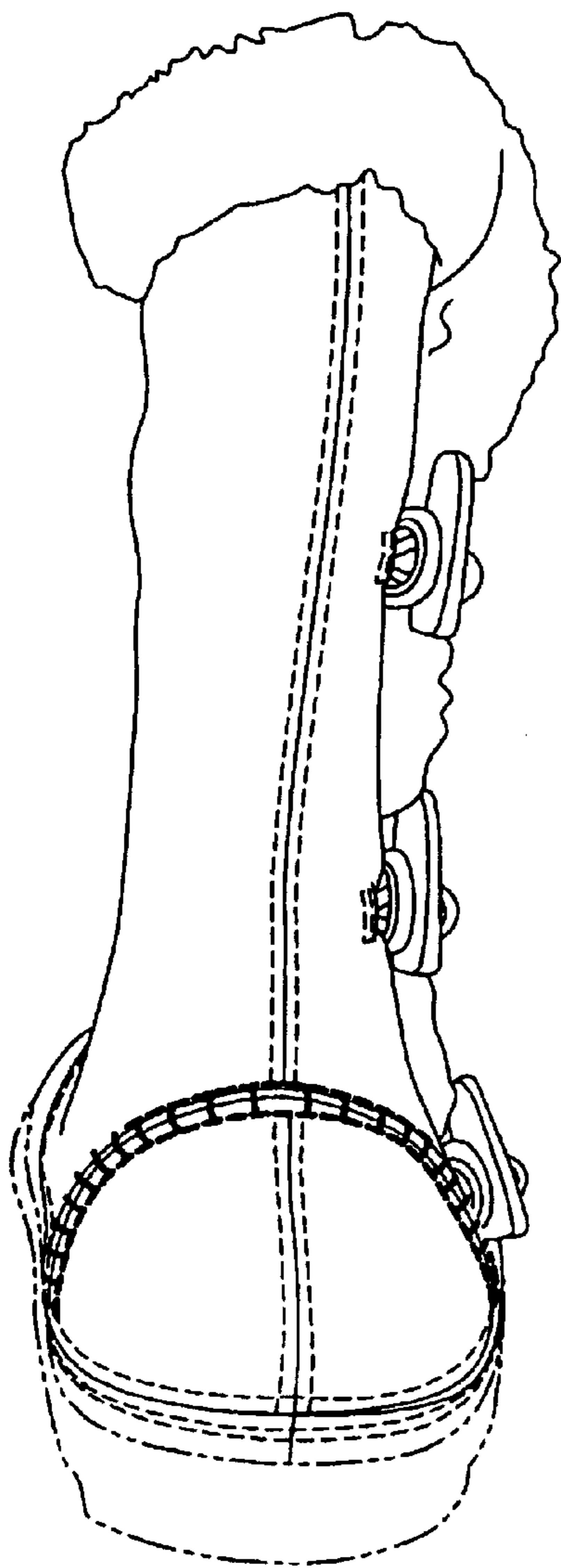


Fig. 6

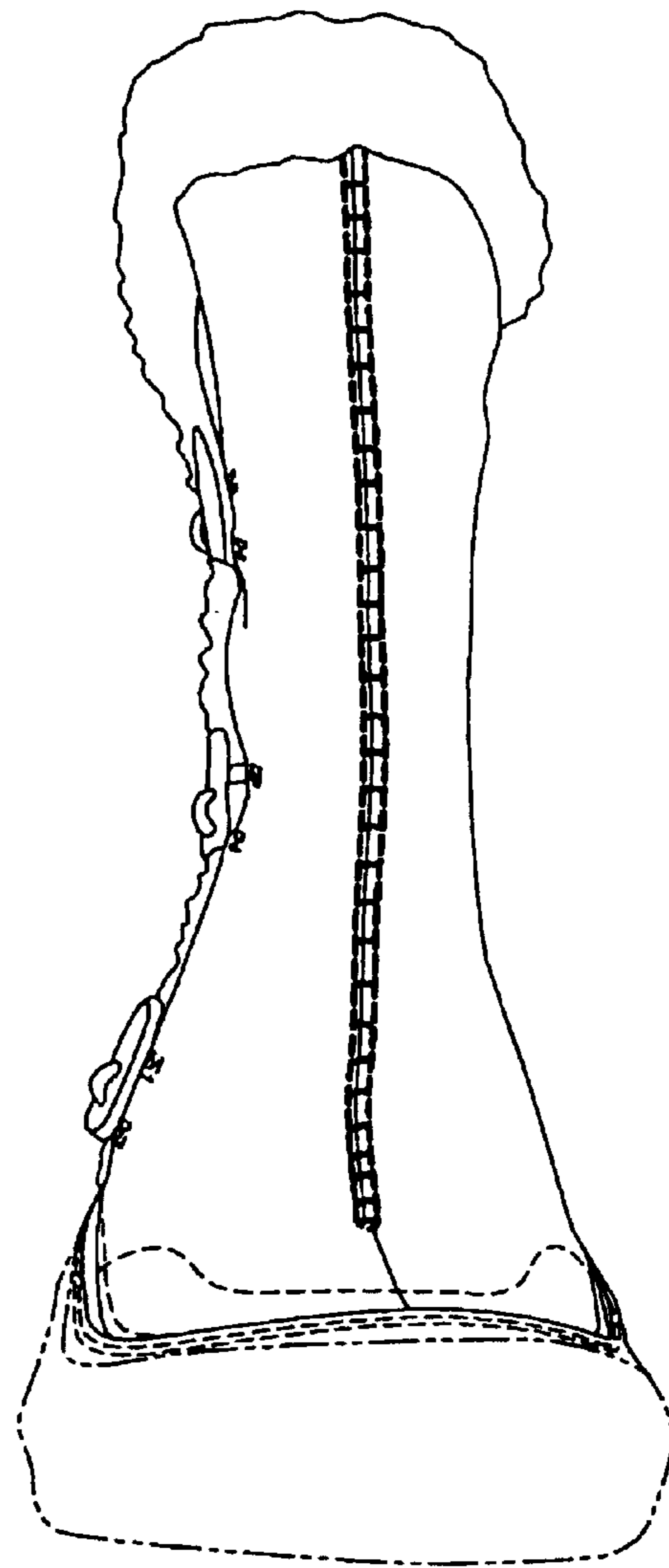


Fig. 5