



US00D539020S

(12) **United States Design Patent**  
**Belley et al.**

(10) **Patent No.:** **US D539,020 S**

(45) **Date of Patent:** **\*\* Mar. 27, 2007**

(54) **FOOTWEAR UPPER**

D500,403 S 1/2005 Belley et al.  
D502,798 S 3/2005 Belley et al.  
D523,228 S \* 6/2006 Henderson ..... D2/972

(75) Inventors: **Manon Belley**, Laval (CA); **Martin W. F. Dean**, St. Albans (GB)

\* cited by examiner

(73) Assignee: **Wolverine World Wide, Inc.**,  
Rockford, MI (US)

*Primary Examiner*—Stella Reid  
*Assistant Examiner*—Rashida C. McCoy

(\*\*) Term: **14 Years**

(74) *Attorney, Agent, or Firm*—Warner Norcross & Judd  
LLP

(21) Appl. No.: **29/242,677**

(57) **CLAIM**

(22) Filed: **Nov. 14, 2005**

The ornamental design for footwear upper, as shown and described.

(51) **LOC (8) Cl.** ..... **02-04**

(52) **U.S. Cl.** ..... **D2/969**

(58) **Field of Classification Search** ..... D2/969,  
D2/896, 900–907, 930–933, 972; 36/3 A,  
36/8.3, 45

See application file for complete search history.

**DESCRIPTION**

(56) **References Cited**

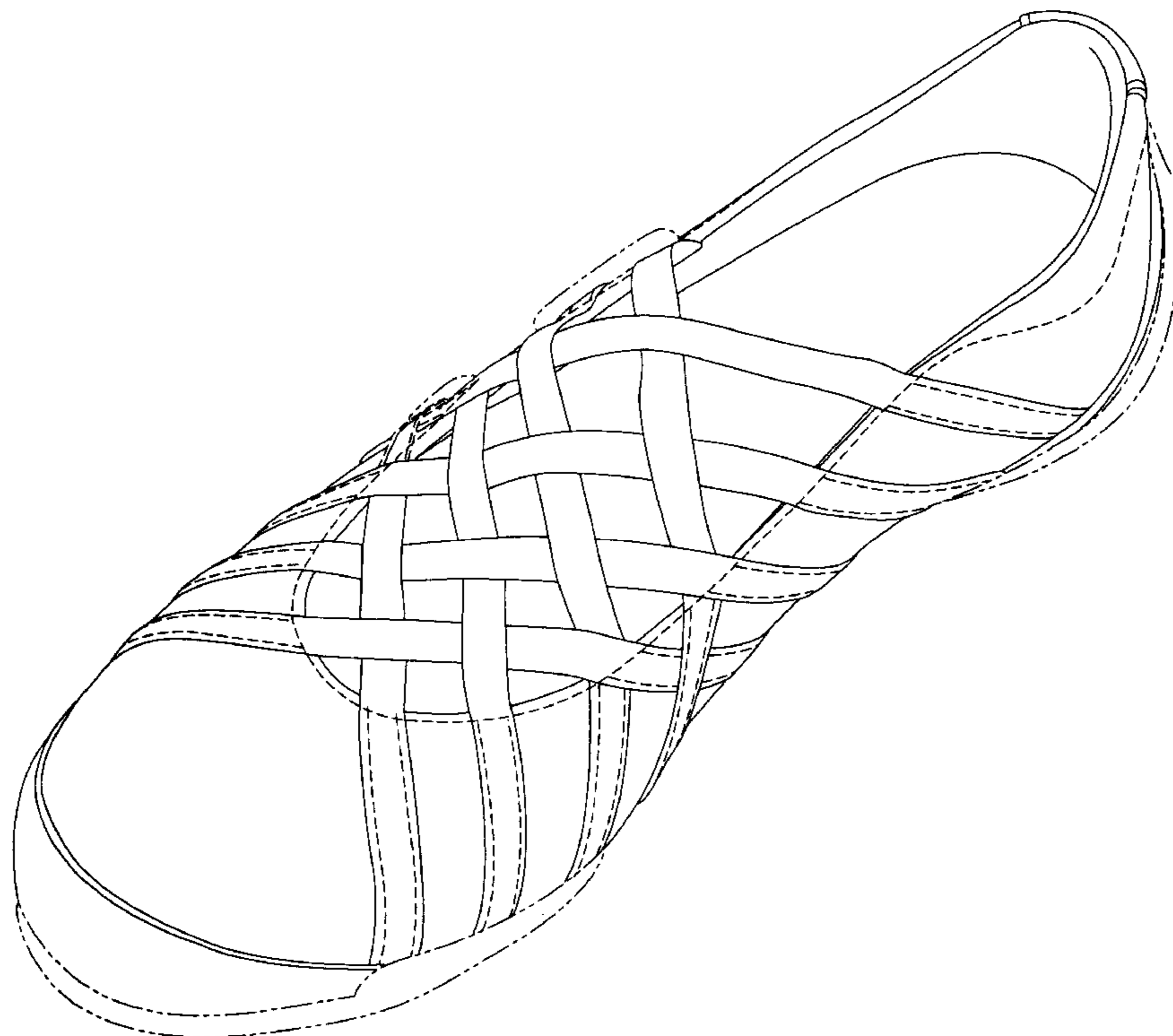
U.S. PATENT DOCUMENTS

D107,025 S	*	11/1937	McCain	.....	D2/940
D129,593 S	*	9/1941	Maling	.....	D2/918
D279,517 S	*	7/1985	Foldes	.....	D2/940
D291,382 S	*	8/1987	Vaccaro	.....	D2/918
D298,685 S	*	11/1988	Dillard	.....	D2/902
D371,897 S	*	7/1996	Bishop	.....	D2/969
D375,193 S	*	11/1996	Kallen et al.	.....	D2/970
D381,797 S	*	8/1997	Bishop	.....	D2/969
D499,870 S		12/2004	Belley et al.		
D500,191 S		12/2004	Belley et al.		

FIG. 1 is a perspective view of the footwear upper embodying the new design;  
FIG. 2 is a top plan view thereof;  
FIG. 3 is a right side view thereof;  
FIG. 4 is a left side view thereof;  
FIG. 5 is a front view thereof; and,  
FIG. 6 is a rear view thereof.

FIGS. 1–6 show features of an article of footwear in phantom lines. These features are shown for environmental purposes and do not form any part of the claimed design. Further, the phantom lines immediately adjacent the solid-line portions of the design form the boundary of the design, with the phantom lines forming no part of the claimed design.

**1 Claim, 4 Drawing Sheets**



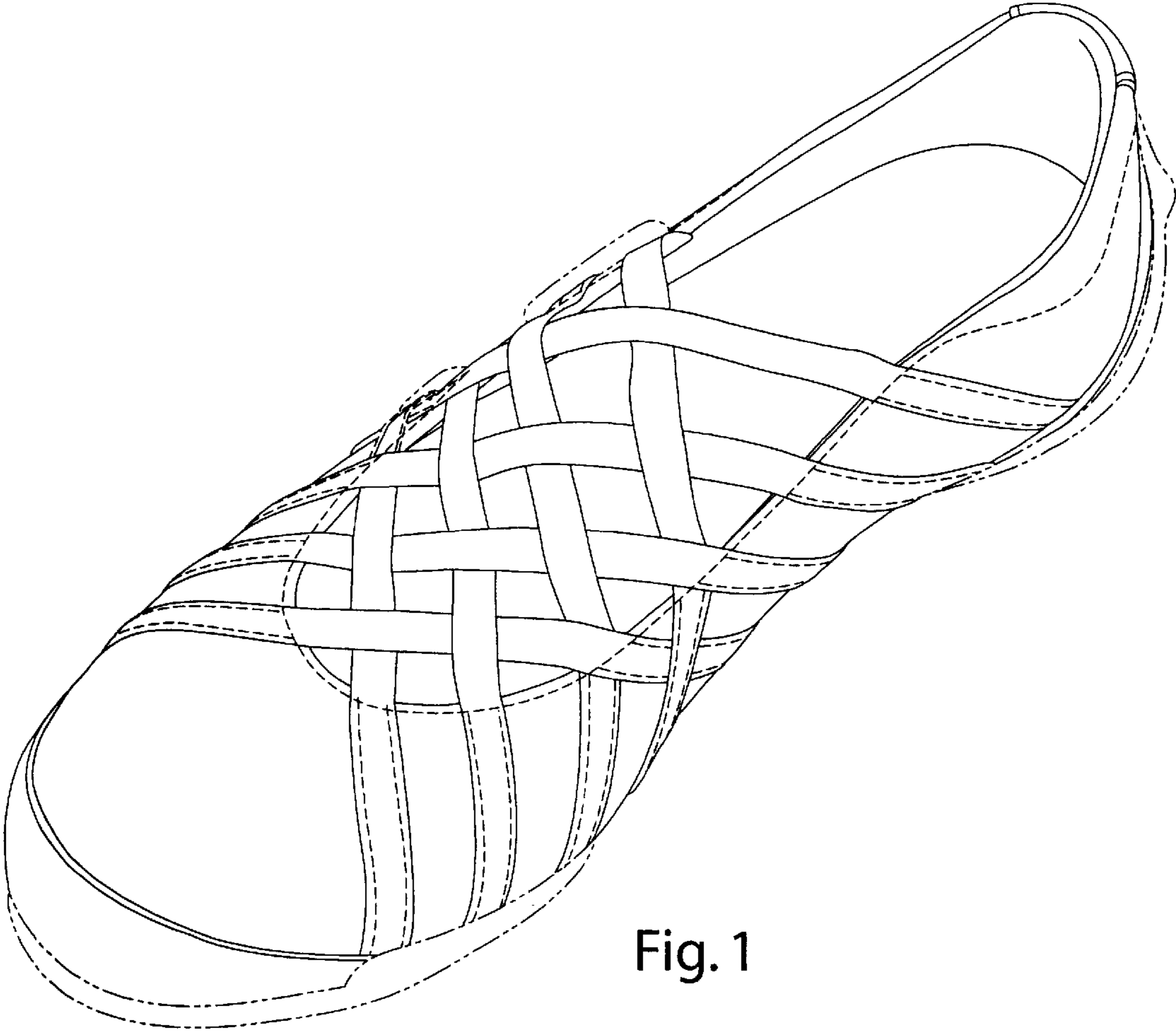


Fig. 1

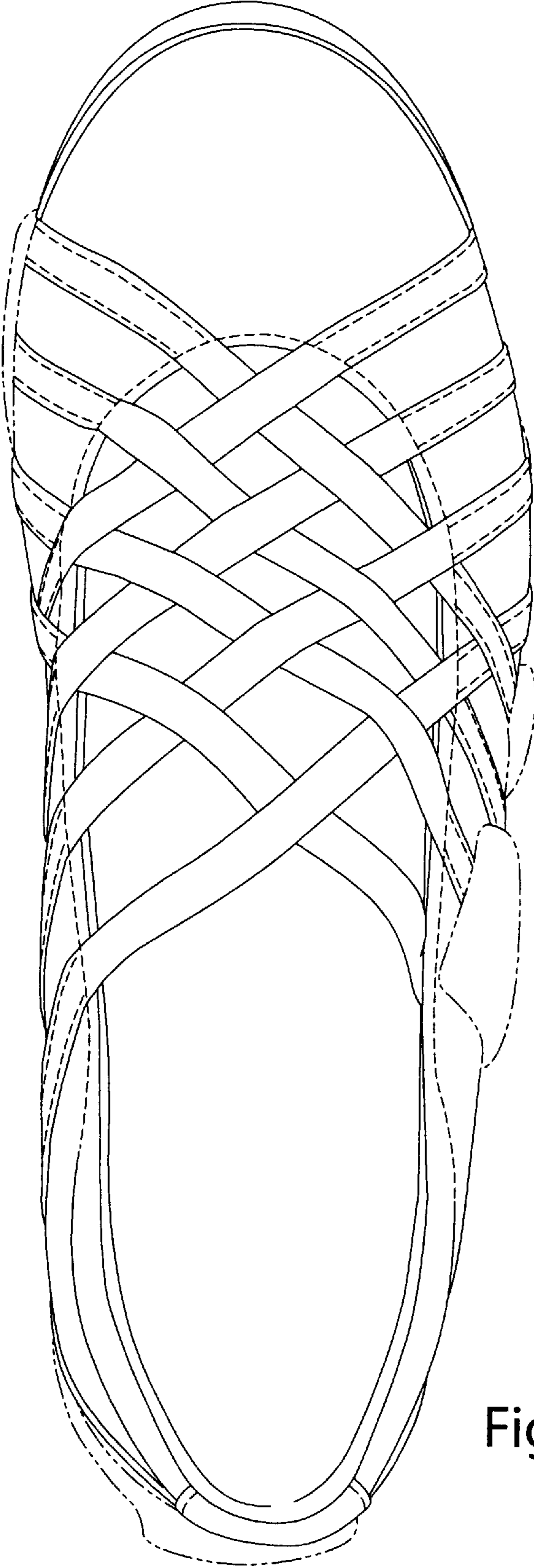


Fig. 2

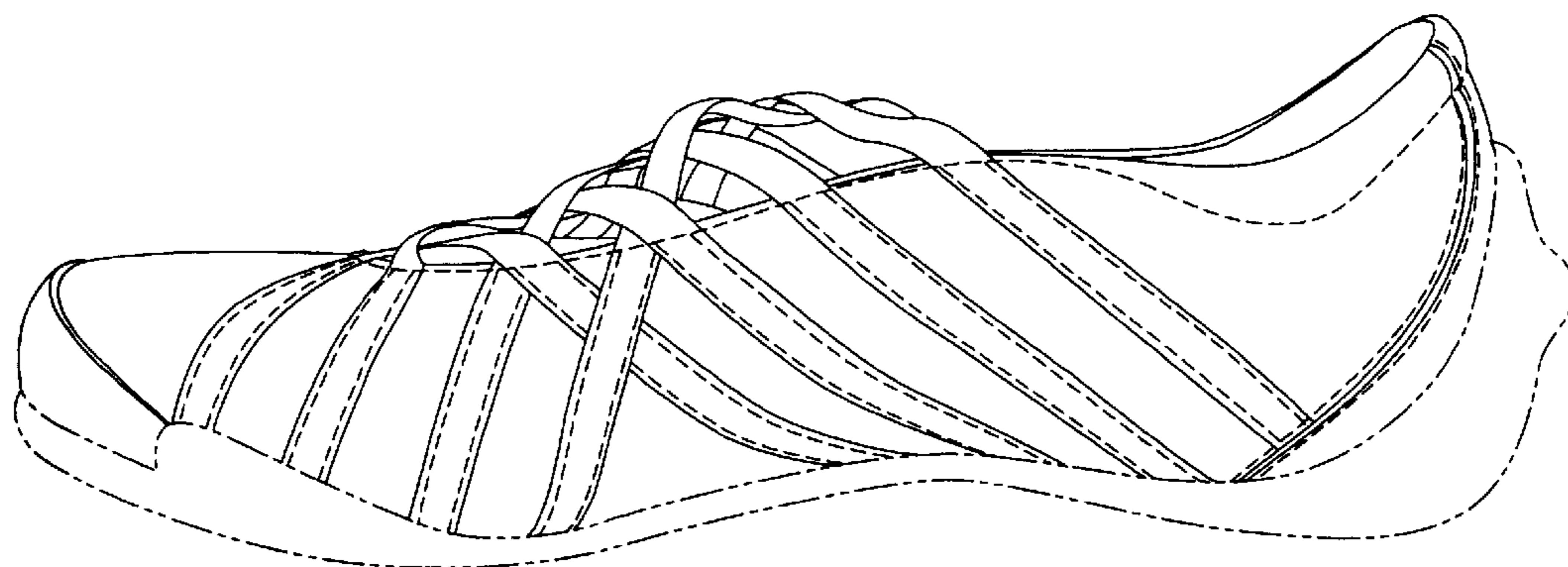


Fig. 3

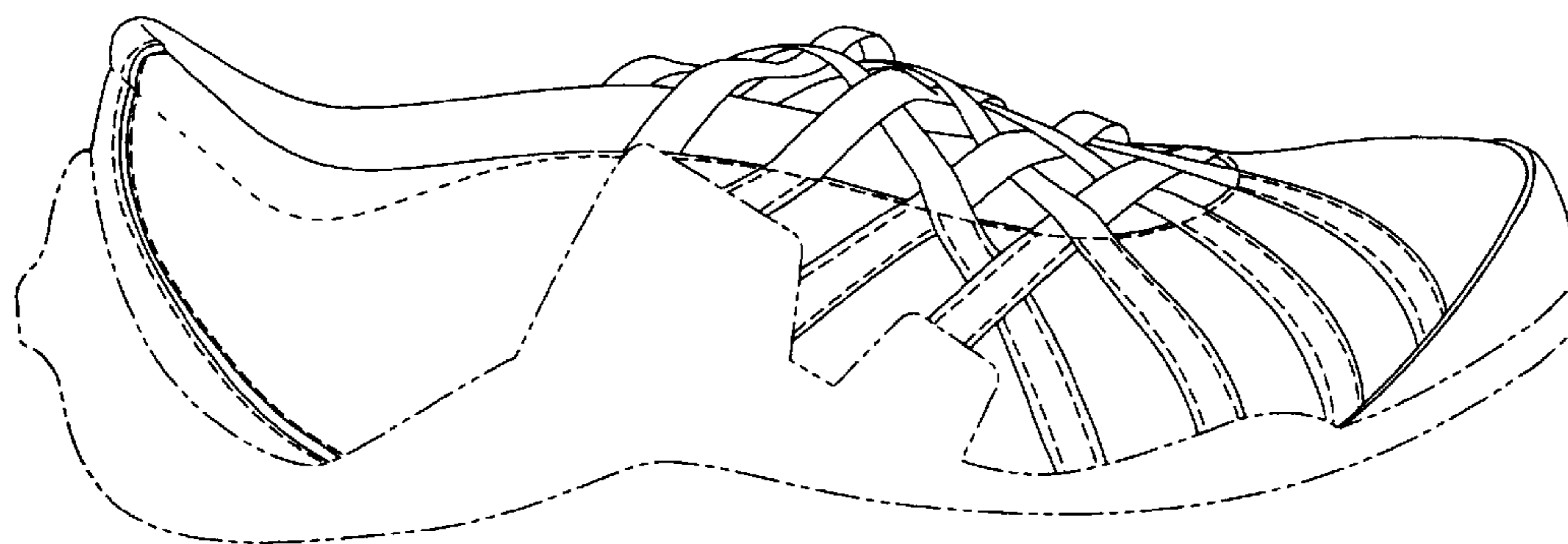


Fig. 4




Fig. 5

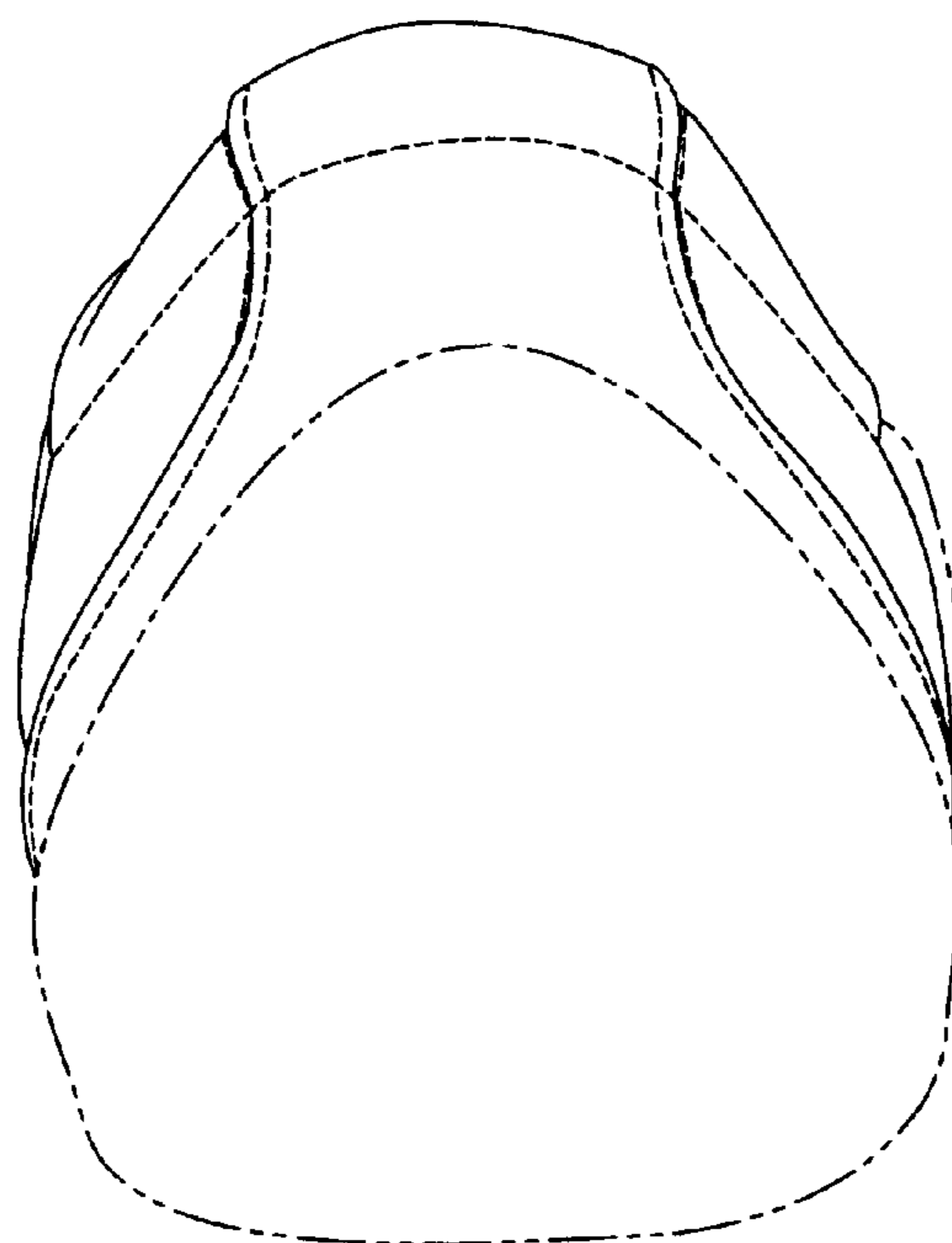


Fig. 6