



US00D539017S

(12) **United States Design Patent**  
**Matis et al.**

(10) **Patent No.:** **US D539,017 S**  
(45) **Date of Patent:** **\*\* Mar. 27, 2007**

(54) **FOOTWEAR UPPER**

(75) Inventors: **Clark A. Matis**, Charlotte, VT (US);  
**Martin W. F. Dean**, St. Albans (GB)

(73) Assignee: **Wolverine World Wide, Inc.**,  
Rockford, MI (US)

(\*\*) Term: **14 Years**

(21) Appl. No.: **29/231,244**

(22) Filed: **Jun. 2, 2005**

(51) **LOC (8) Cl.** ..... **02-04**

(52) **U.S. Cl.** ..... **D2/969**

(58) **Field of Classification Search** ..... D2/969,  
D2/896, 900-907, 943, 972; 36/3 A, 45,  
36/113

See application file for complete search history.

(56) **References Cited**

**U.S. PATENT DOCUMENTS**

D326,763 S	*	6/1992	Holbrook	.....	D2/907
D333,205 S	*	2/1993	Zelenko	.....	D2/969
D344,397 S	*	2/1994	Zelenko	.....	D2/972
D393,349 S	*	4/1998	Backus	.....	D2/972
D456,597 S	*	5/2002	Adams	.....	D2/969
D484,675 S	*	1/2004	Burg et al.	.....	D2/972
D487,335 S	*	3/2004	Robbins	.....	D2/969
D487,957 S	*	4/2004	Robbins	.....	D2/969
D487,959 S	*	4/2004	Belley et al.	.....	D2/969
D501,072 S		1/2005	Matis et al.		

**OTHER PUBLICATIONS**

Merrell Fall 2005 Catalog, p. 28.  
Montrail 2005 Catalog, unknown page number.

\* cited by examiner

*Primary Examiner*—Stella Reid  
*Assistant Examiner*—Rashida C. McCoy

(74) *Attorney, Agent, or Firm*—Warner Norcross & Judd  
LLP

(57) **CLAIM**

The ornamental design for footwear upper, as shown and described.

**DESCRIPTION**

FIG. 1 is a perspective view of the footwear upper embodying the new design;

FIG. 2 is a top plan view thereof;

FIG. 3 is a right side view thereof;

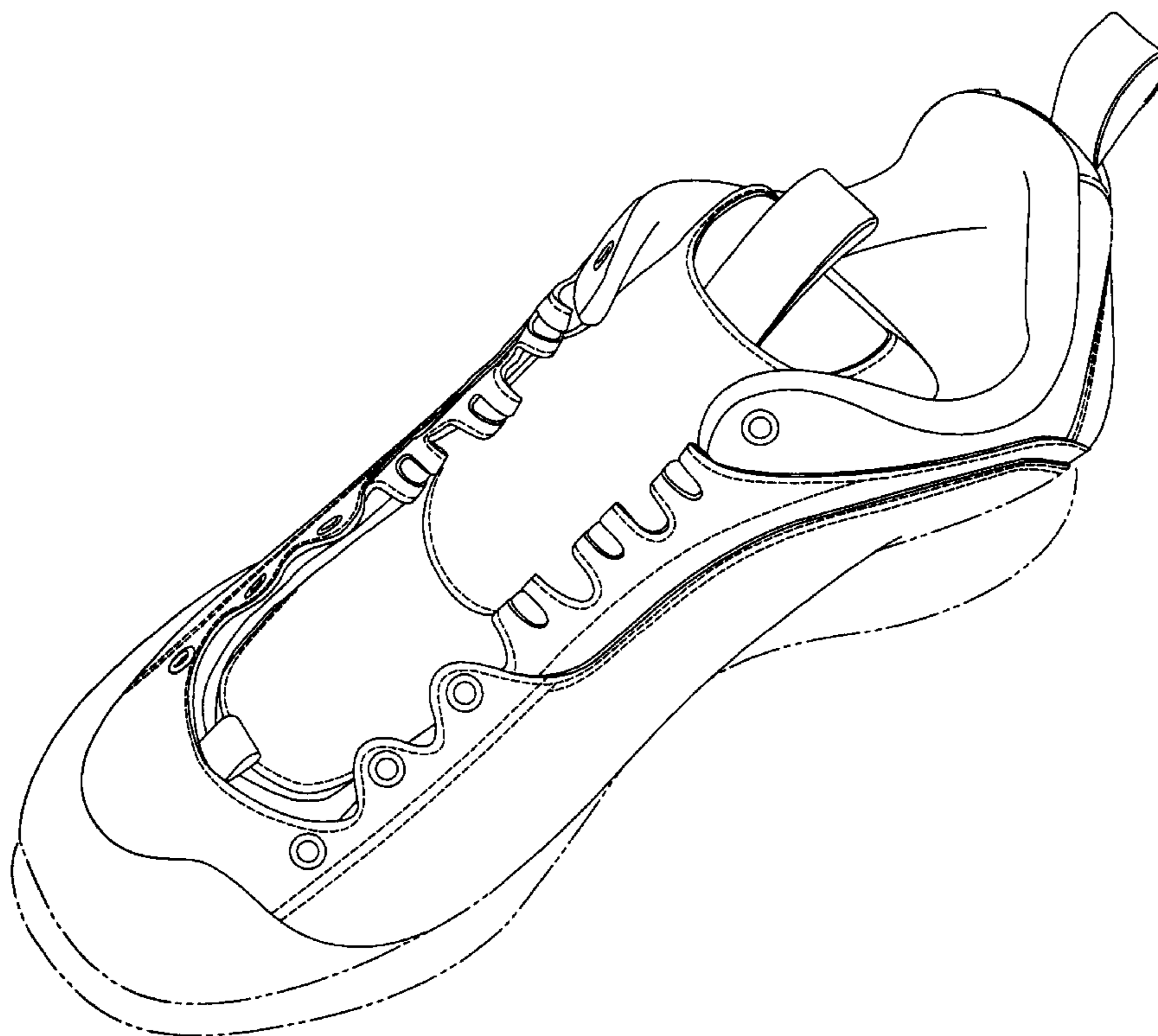
FIG. 4 is a left side view thereof;

FIG. 5 is a front view thereof; and,

FIG. 6 is a rear view thereof.

FIGS. 1-6 show features of an article of footwear in phantom lines. These features are shown for environmental purposes and do not form any part of the claimed design. Further, the phantom lines immediately adjacent the solid-line portions of the design form the boundary of the design, with the phantom lines forming no part of the claimed design.

**1 Claim, 4 Drawing Sheets**



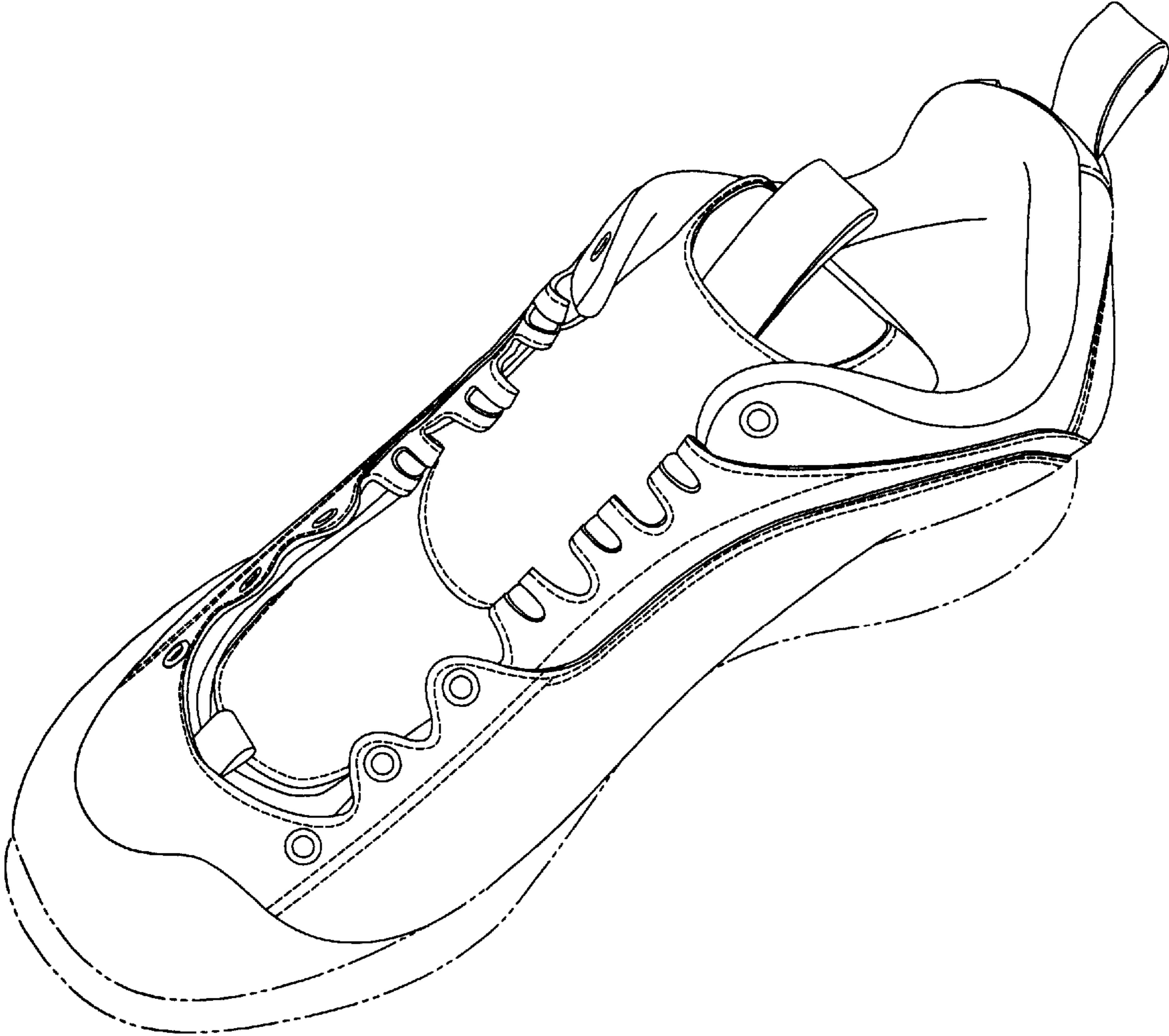


Fig. 1

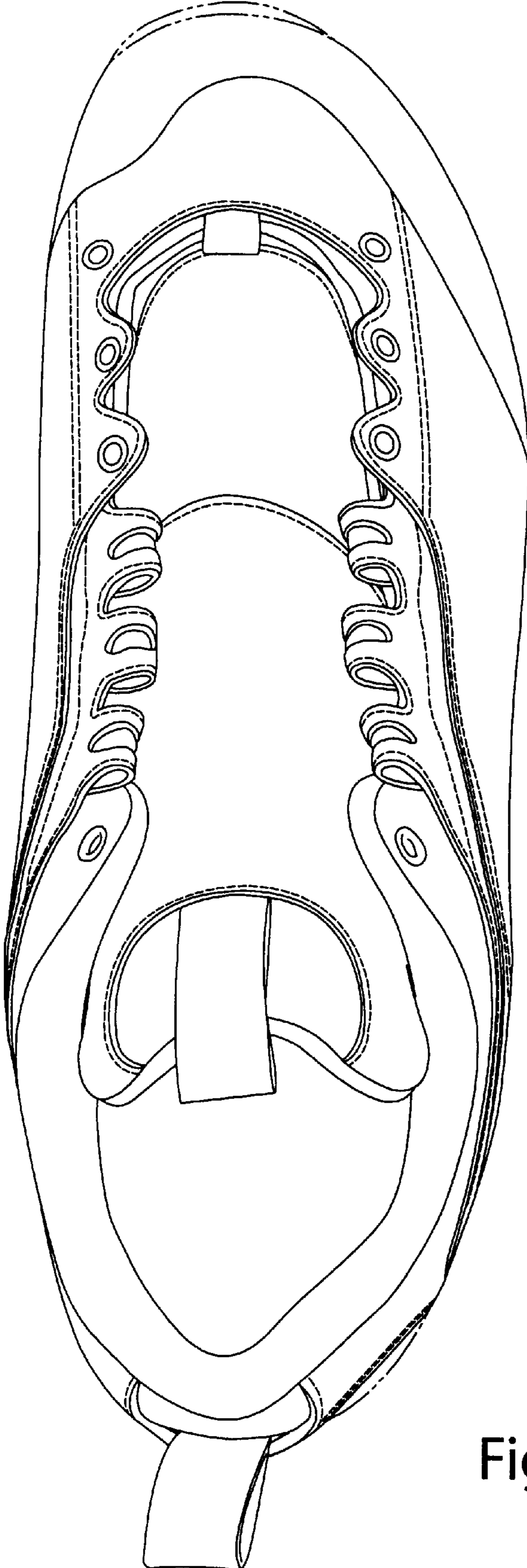


Fig. 2




Fig. 3



Fig. 4

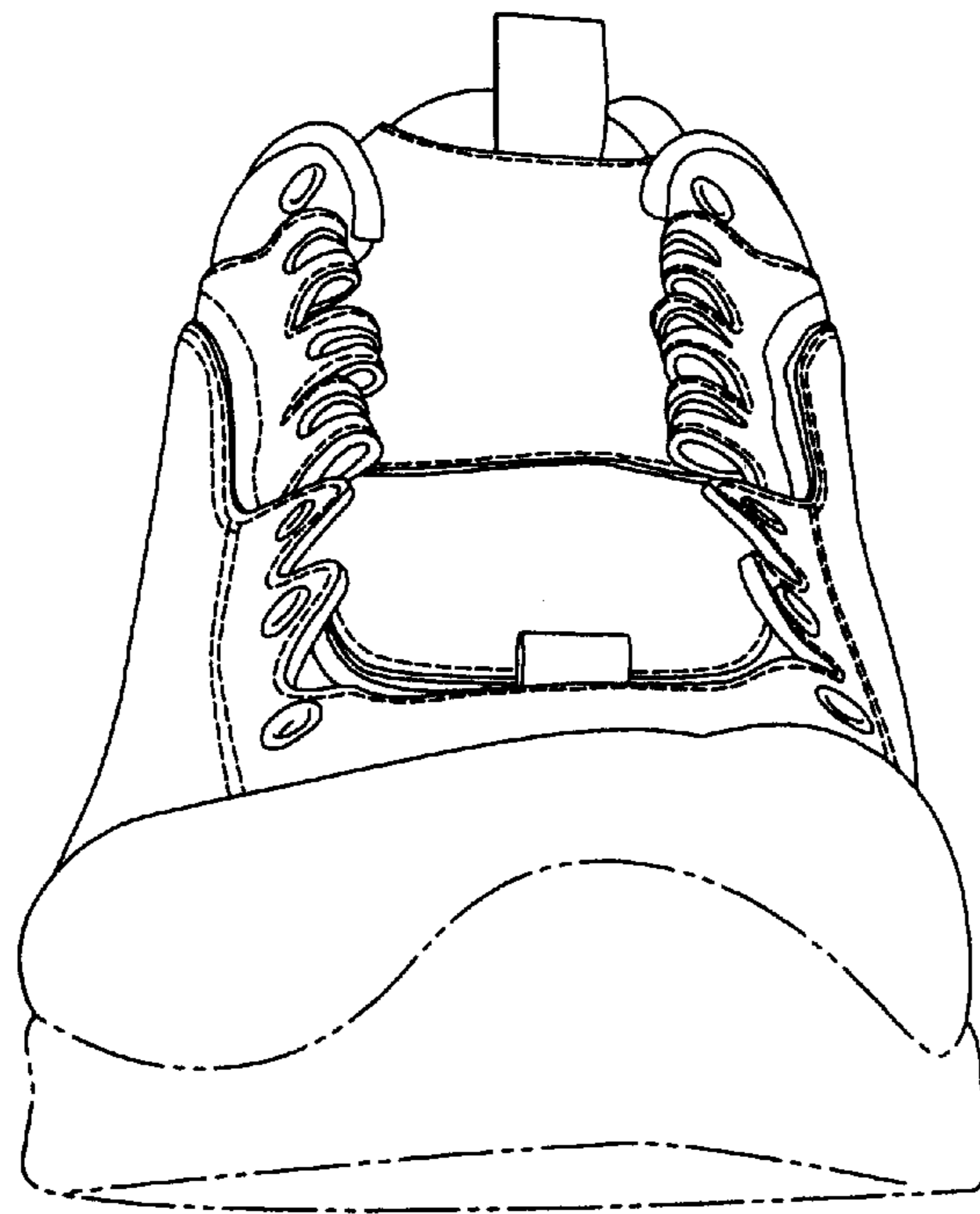


Fig. 5

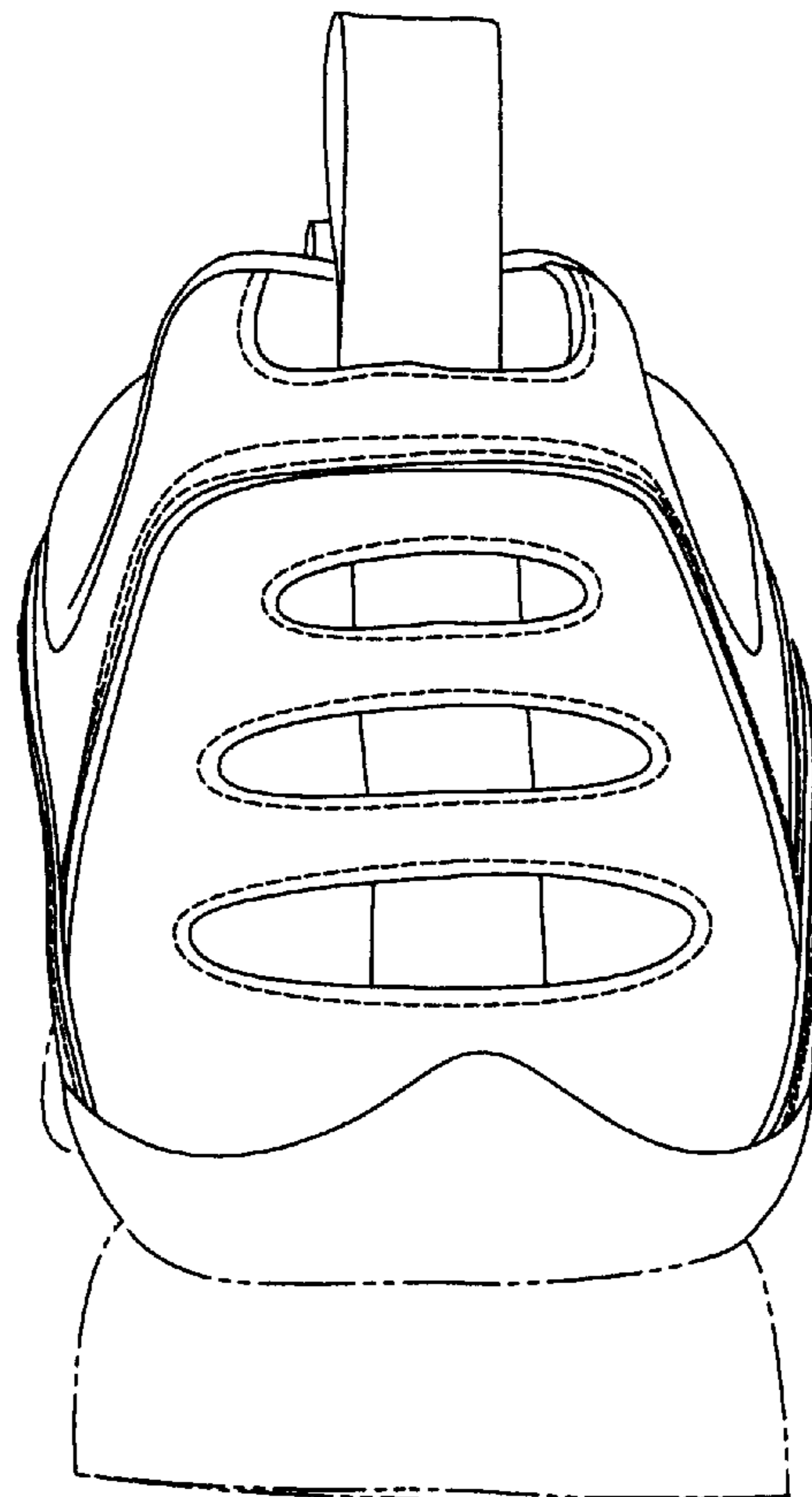


Fig. 6