



US00D538983S

(12) **United States Design Patent**
Green et al.

(10) **Patent No.:** **US D538,983 S**

(45) **Date of Patent:** **** Mar. 20, 2007**

(54) **DISHWASHER DOOR**

(75) Inventors: **Eric D. Green**, St. Joseph, MI (US);
Paul Rossetto, St. Joseph, MI (US)

(73) Assignee: **Whirlpool Corporation**, Benton Harbor, MI (US)

(**) Term: **14 Years**

(21) Appl. No.: **29/229,375**

(22) Filed: **May 6, 2005**

(51) **LOC (8) Cl.** **15-05**

(52) **U.S. Cl.** **D32/3**

(58) **Field of Classification Search** D32/2,
D32/3, 28, 5, 6, 8, 25, 30; D7/348-351, 340,
D7/405, 406; 134/58 DC, 113, 135, 200,
134/201; 312/31, 108, 109

See application file for complete search history.

(56) **References Cited**

U.S. PATENT DOCUMENTS

D418,952 S * 1/2000 Roberts D32/3
D421,162 S * 2/2000 Roberts D32/3

D425,676 S * 5/2000 Roberts D32/3
D435,568 S * 12/2000 De Sa Cavalcanti et al. D15/91
D495,722 S * 9/2004 Avalos Barcenas et al. . D15/91
2004/0256965 A1 * 12/2004 Koons 312/405

* cited by examiner

Primary Examiner—Louis S. Zarfaz

Assistant Examiner—Kathleen Sims

(74) *Attorney, Agent, or Firm*—Clifton G. Green; Robert O. Rice; John F. Colligan

(57) **CLAIM**

The ornamental design for a dishwasher door, as shown and described.

DESCRIPTION

FIG. 1 is a front perspective view of the design of the dishwasher door;

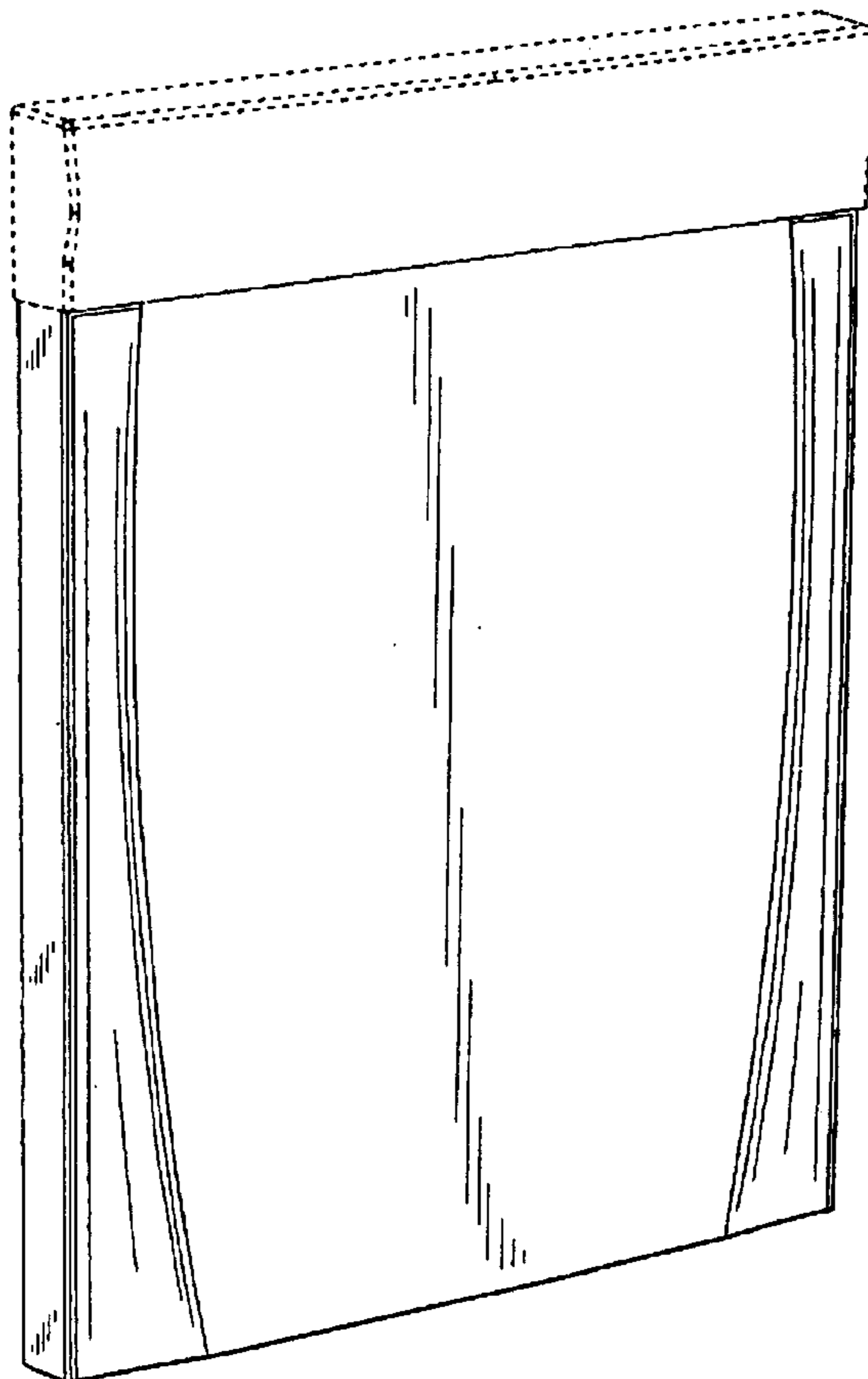
FIG. 2 is a front elevational view thereof;

FIG. 3 is a left side elevational view with the right side being a mirror image thereof; and,

FIG. 4 is a top plan view thereof.

The portion shown in broken lines is for illustrative purposes only and forms no part of the design.

1 Claim, 2 Drawing Sheets



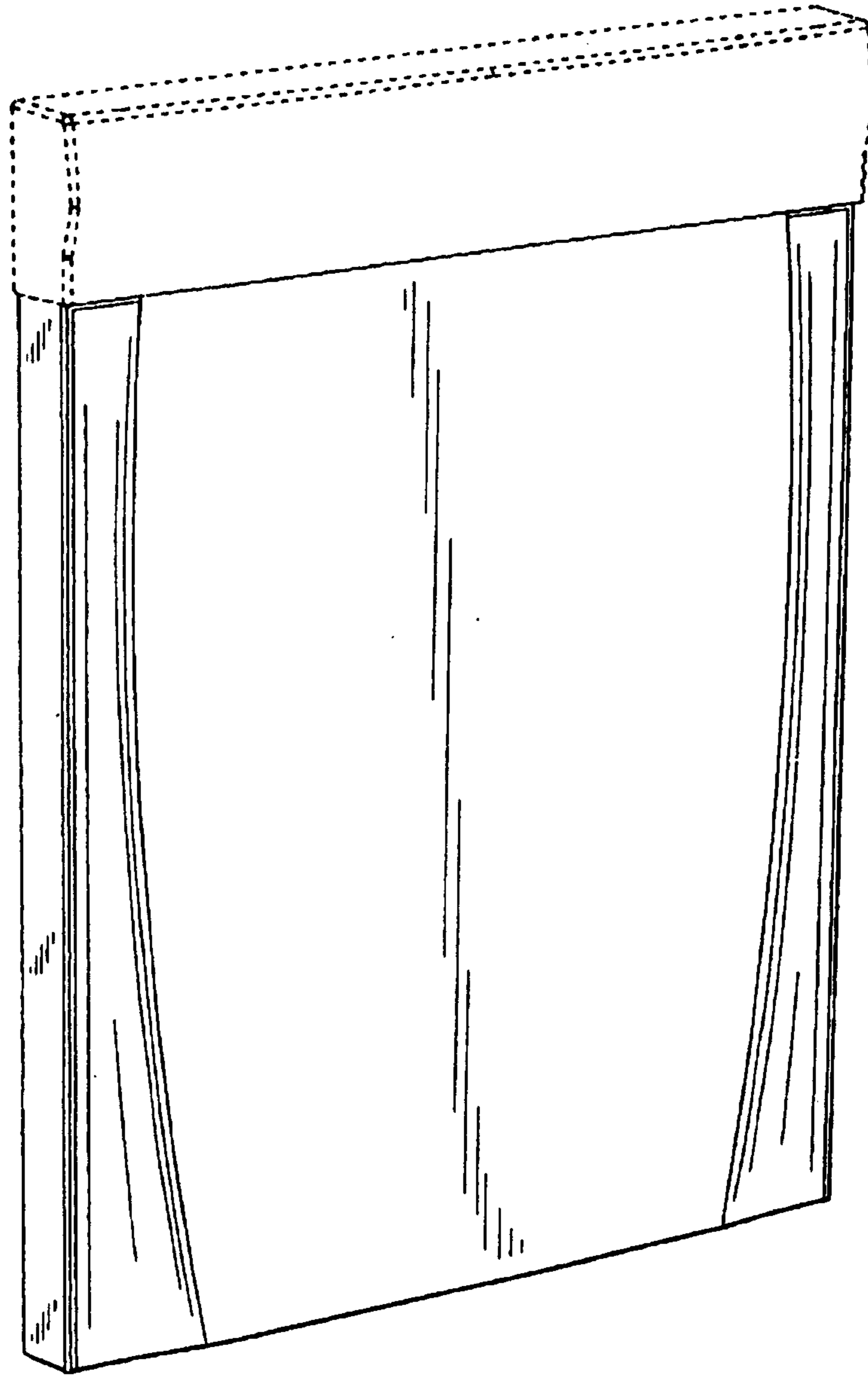


Fig. 1




Fig. 4



Fig. 3

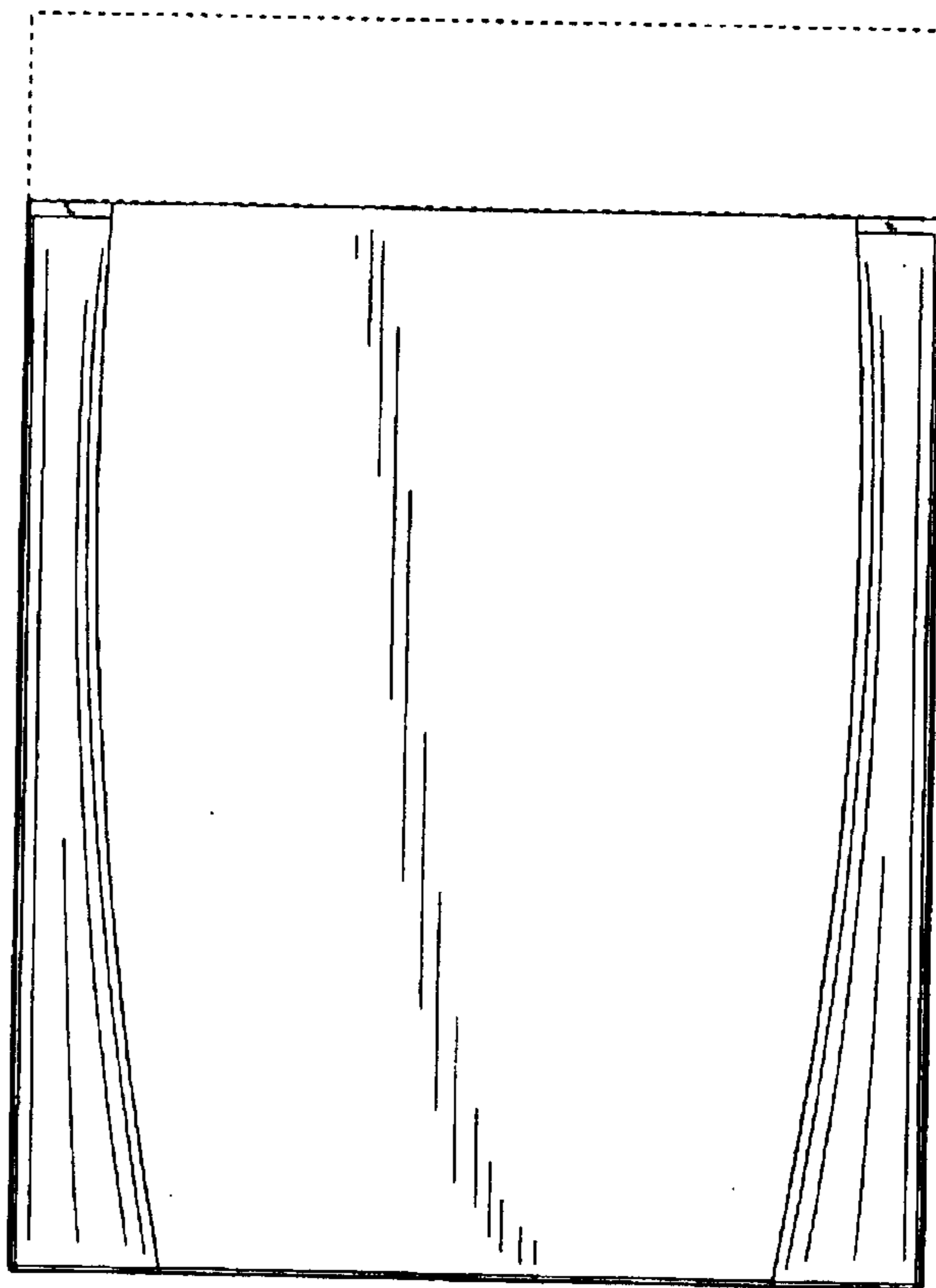


Fig. 2