

US00D538980S

(12) **United States Design Patent**
Grepper et al.

(10) **Patent No.:** **US D538,980 S**

(45) **Date of Patent:** **** Mar. 20, 2007**

(54) **HELMET**

(76) Inventors: **Theo Grepper**, Im Brolberg, Kilchberg
(CH), 8802; **Martin Knopfli**,
Kistlerstrasse 16, Bolligen (CH), 3065

(**) Term: **14 Years**

(21) Appl. No.: **29/238,539**

(22) Filed: **Sep. 16, 2005**

(51) **LOC (8) Cl.** **29-02**

(52) **U.S. Cl.** **D29/102**

(58) **Field of Classification Search** D29/102-109,
D29/122; 2/10, 9, 421, 422, 423, 424, 425
See application file for complete search history.

(56) **References Cited**

U.S. PATENT DOCUMENTS

- 5,519,895 A * 5/1996 Barnes, Jr. 2/422
- 5,718,004 A * 2/1998 Broersma et al. 2/425
- D449,135 S * 10/2001 Martin et al. D29/102
- D449,713 S * 10/2001 Martin et al. D29/102

- 6,317,896 B1 * 11/2001 Timms et al. 2/417
- D481,494 S * 10/2003 Ho D29/104
- D490,572 S * 5/2004 Finquel D29/106
- D490,939 S * 6/2004 Ho D29/104
- D504,543 S * 4/2005 Strauss D29/104
- 6,983,488 B2 * 1/2006 Foote et al. 2/10

* cited by examiner

Primary Examiner—Ruth McInroy

(74) *Attorney, Agent, or Firm*—Vidas, Arrett & Steinkraus,
P.A.

(57) **CLAIM**

The ornamental design for a helmet, as shown and described.

DESCRIPTION

FIG. 1 is a front view of the invention.
FIG. 2 is a rear view of the invention.
FIG. 3 is a right side view of the invention.
FIG. 4 is a left side view of the invention; and,
FIG. 5 is a top view of the invention.

1 Claim, 5 Drawing Sheets

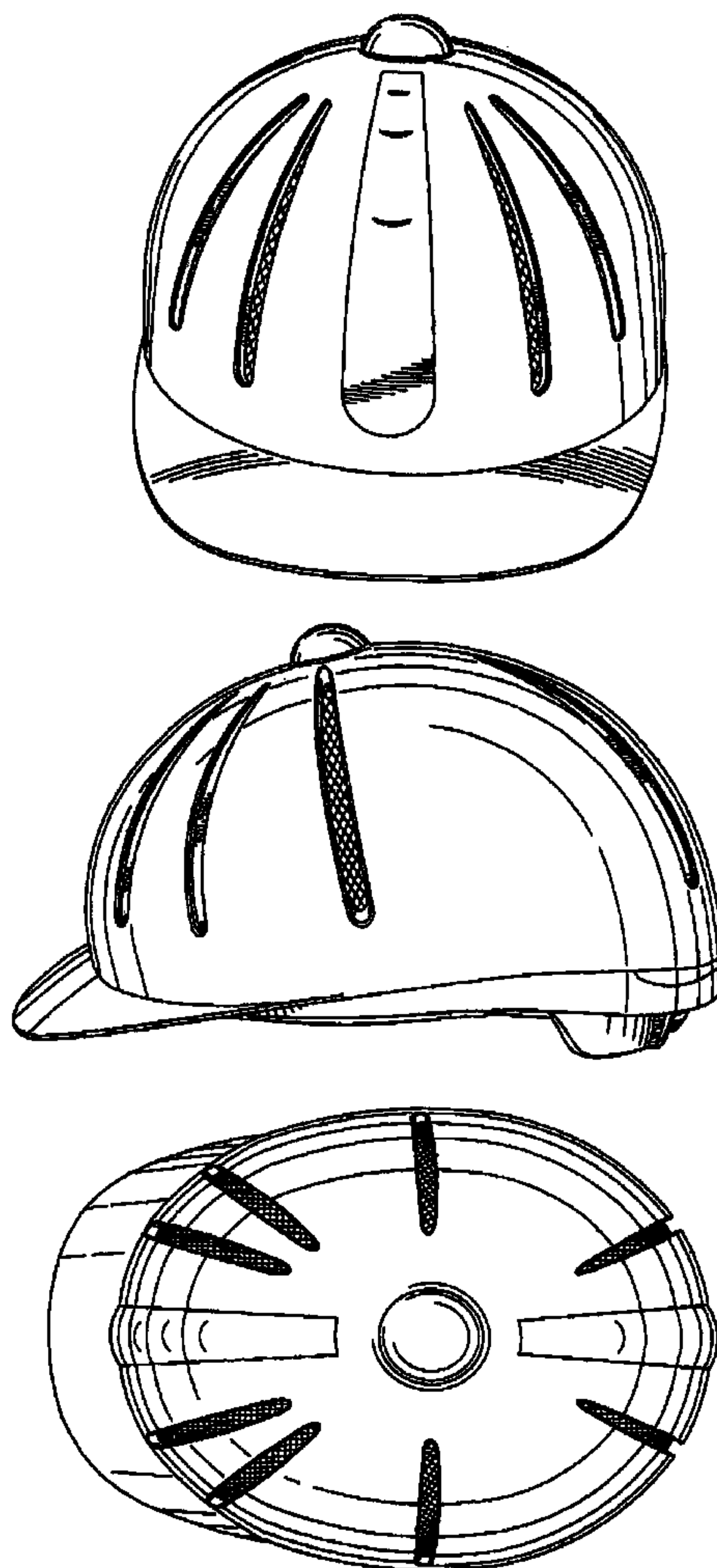


FIG. 1




FIG. 2

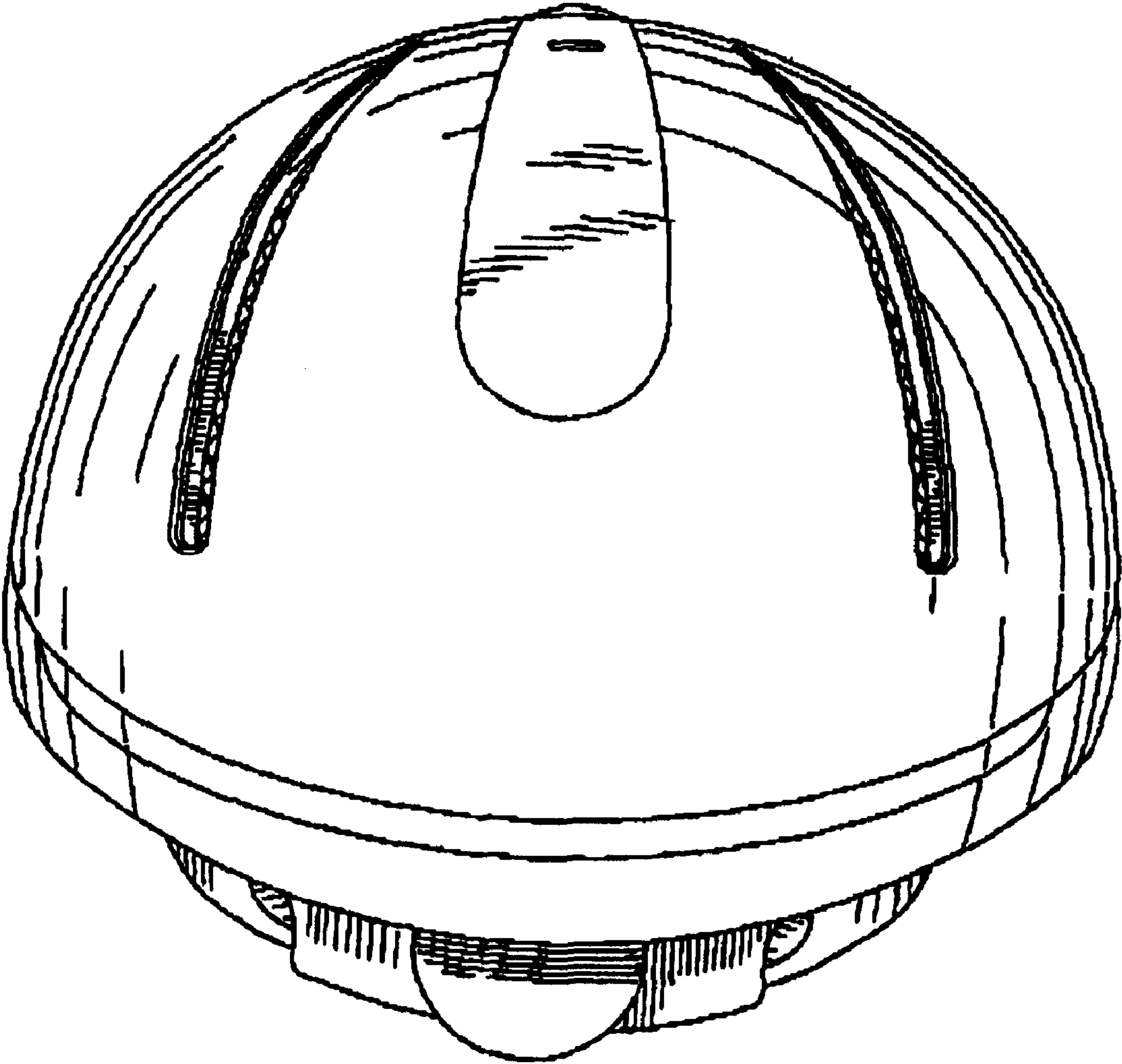


FIG. 3

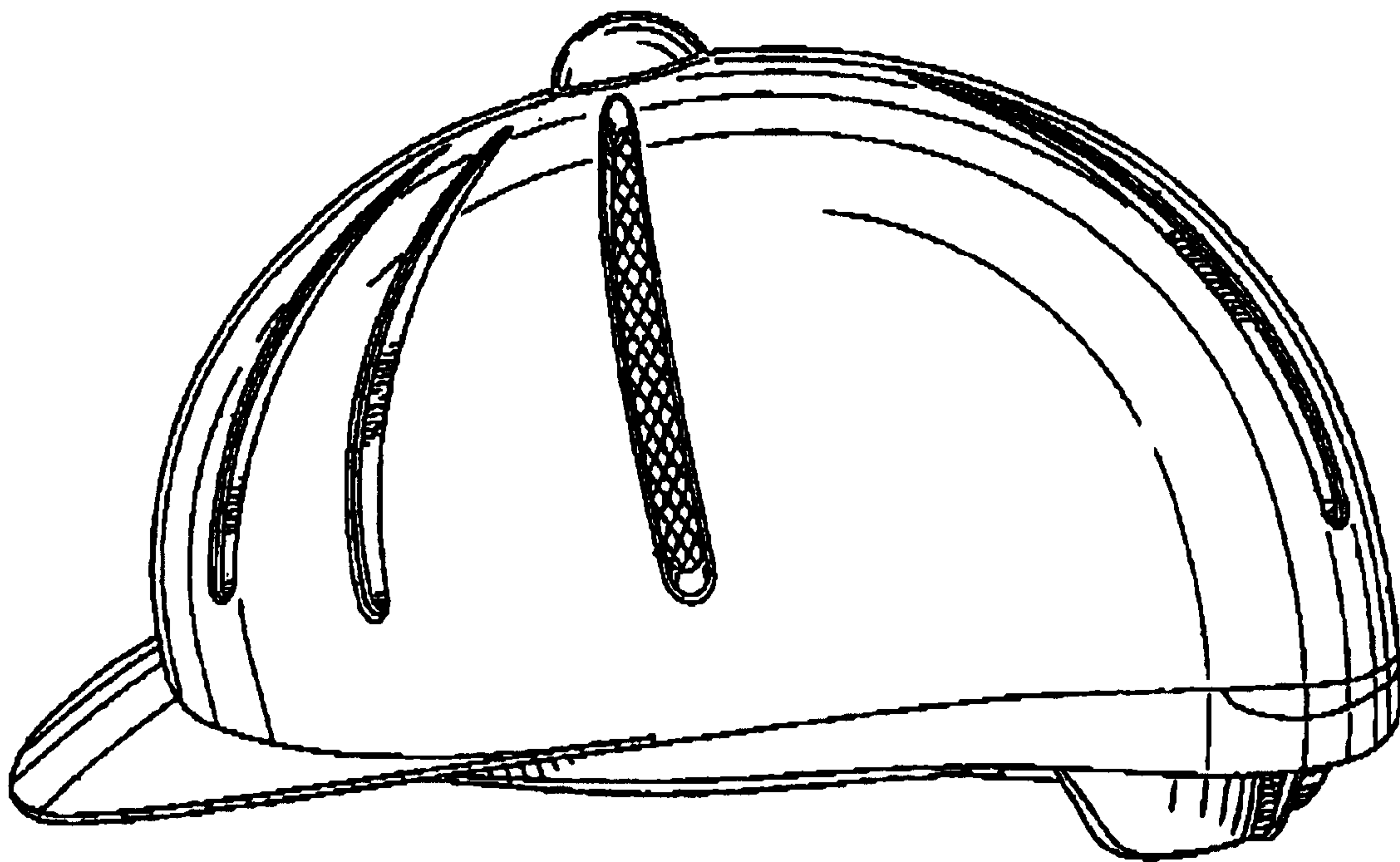


FIG. 4

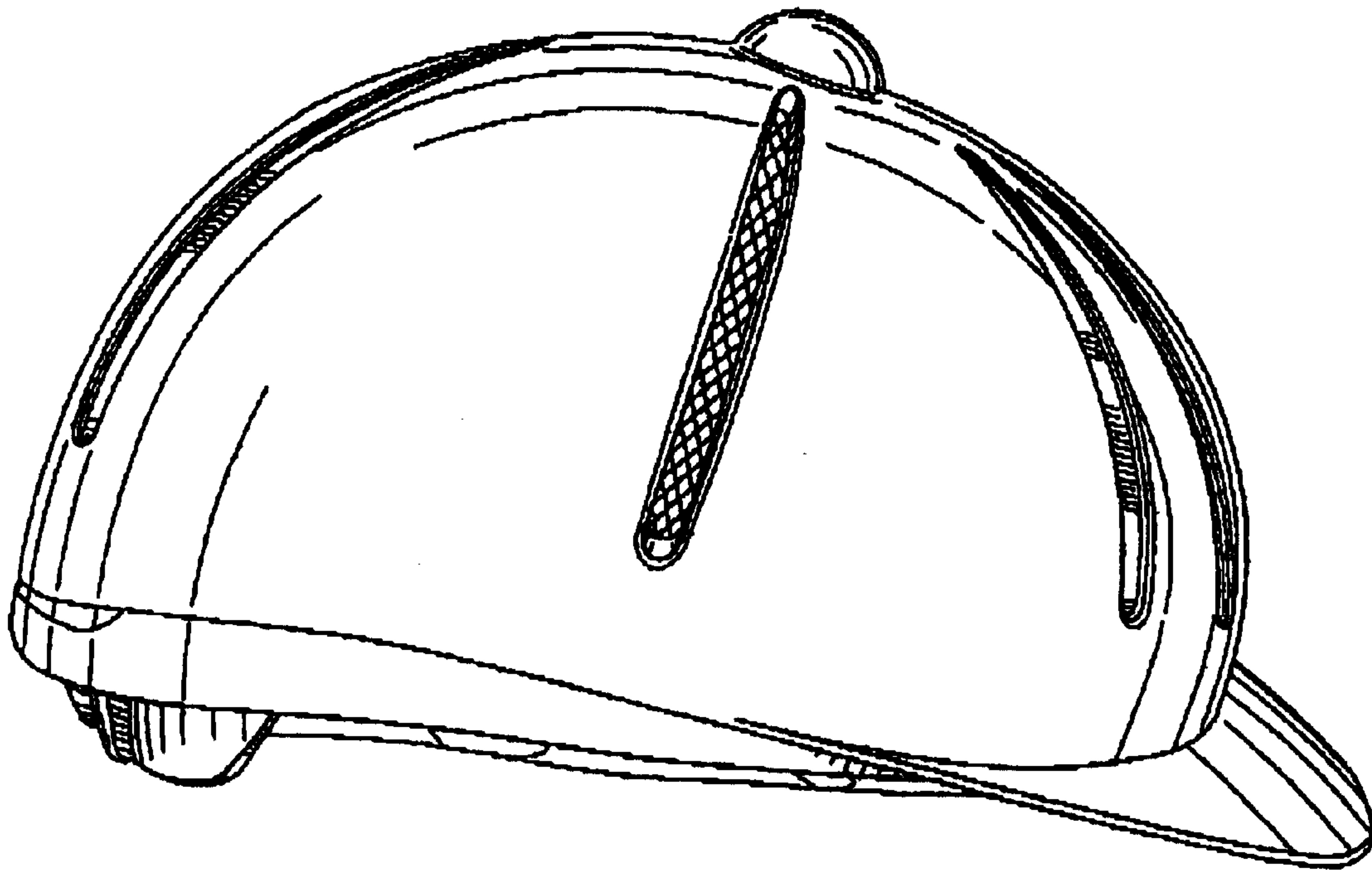


FIG. 5

