



US00D538948S

(12) **United States Design Patent**  
**Thimons et al.**

(10) **Patent No.:** **US D538,948 S**  
(45) **Date of Patent:** **\*\* Mar. 20, 2007**

(54) **BUILDING PANEL**

D479,751 S \* 9/2003 Schofield ..... D25/119  
D497,434 S \* 10/2004 Brabeck ..... D25/125

(75) Inventors: **Mark A. Thimons**, Natrona Heights,  
PA (US); **Mark J. Klos**, West Mifflin,  
PA (US)

**OTHER PUBLICATIONS**

“Commercial & Industrial Metal Wall Systems” Robertson  
Product Brochure, p. 9 (1994).

(73) Assignee: **Centria**, Moon Township, PA (US)

\* cited by examiner

(\*\*) Term: **14 Years**

*Primary Examiner*—Doris Clark

(21) Appl. No.: **29/253,797**

(74) *Attorney, Agent, or Firm*—Buchanan Ingersoll &  
Rooney PC

(22) Filed: **Feb. 10, 2006**

(57) **CLAIM**

**Related U.S. Application Data**

The ornamental design for a building panel, as shown and  
described.

(62) Division of application No. 29/203,806, filed on Apr. 20,  
2004, now Pat. No. Des. 527,834.

**DESCRIPTION**

(51) **LOC (8) Cl.** ..... **25-01**  
(52) **U.S. Cl.** ..... **D25/119**  
(58) **Field of Classification Search** ..... D25/119,  
D25/138; 52/519, 520, 537, 478, 311.2, 588.1  
See application file for complete search history.

FIG. 1 is a perspective view of a building panel illustrating  
our new design;  
FIG. 2 is a left side elevational view thereof;  
FIG. 3 is a front elevational view thereof;  
FIG. 4 is a bottom plan view thereof;  
FIG. 5 is a top plan view thereof; and,  
FIG. 6 is a perspective view of two building panels attached  
together.

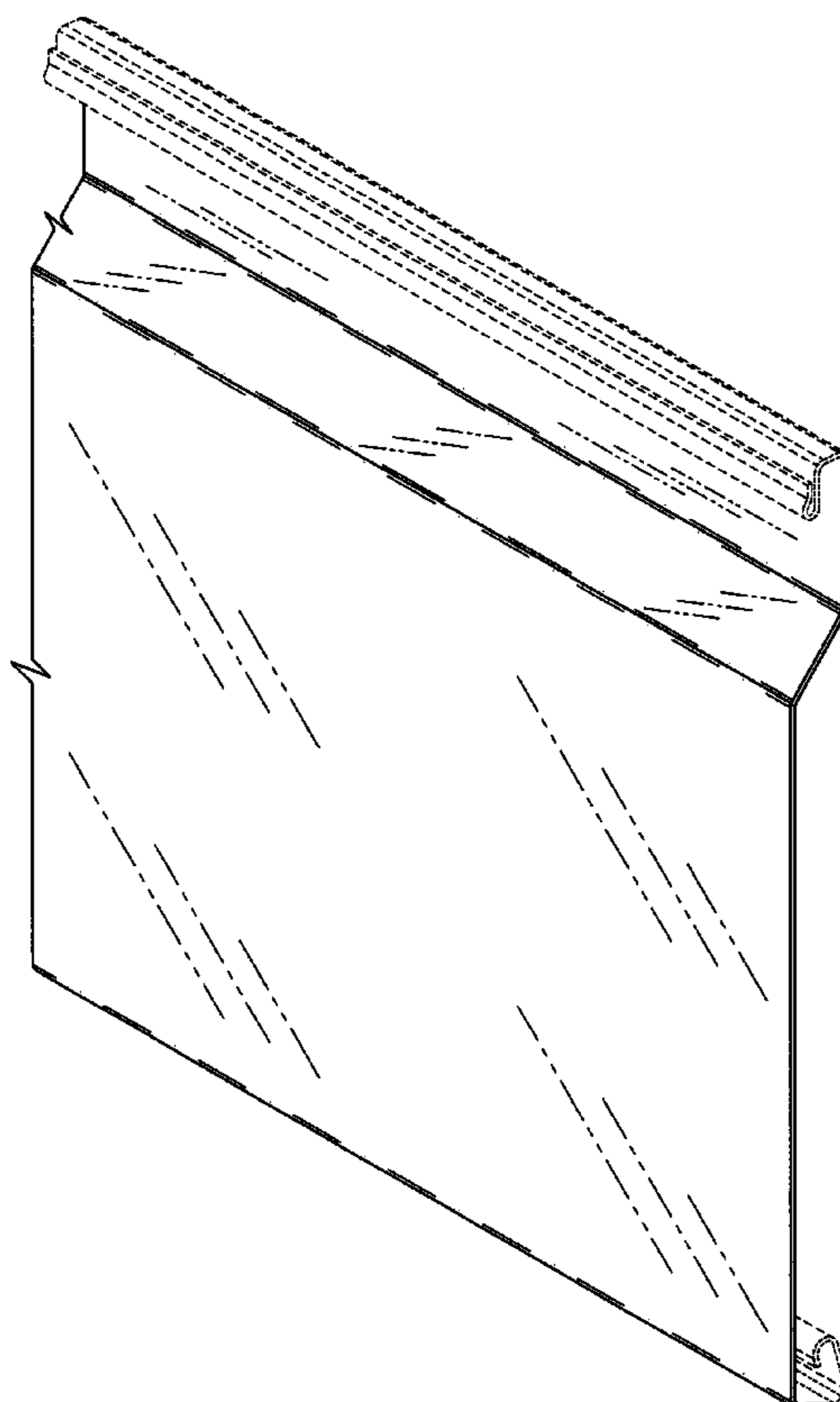
(56) **References Cited**

**U.S. PATENT DOCUMENTS**

D259,143 S 5/1981 Aktinson  
5,524,409 A 6/1996 Kaiser  
5,775,042 A 7/1998 Mowery et al.  
D421,137 S \* 2/2000 Marshall ..... D25/119  
D449,120 S 10/2001 Kulik

The broken lines are for illustrative purposes only and form  
no part of the claimed design. The claimed design is broken  
on one side to indicate indefinite length.

**1 Claim, 4 Drawing Sheets**



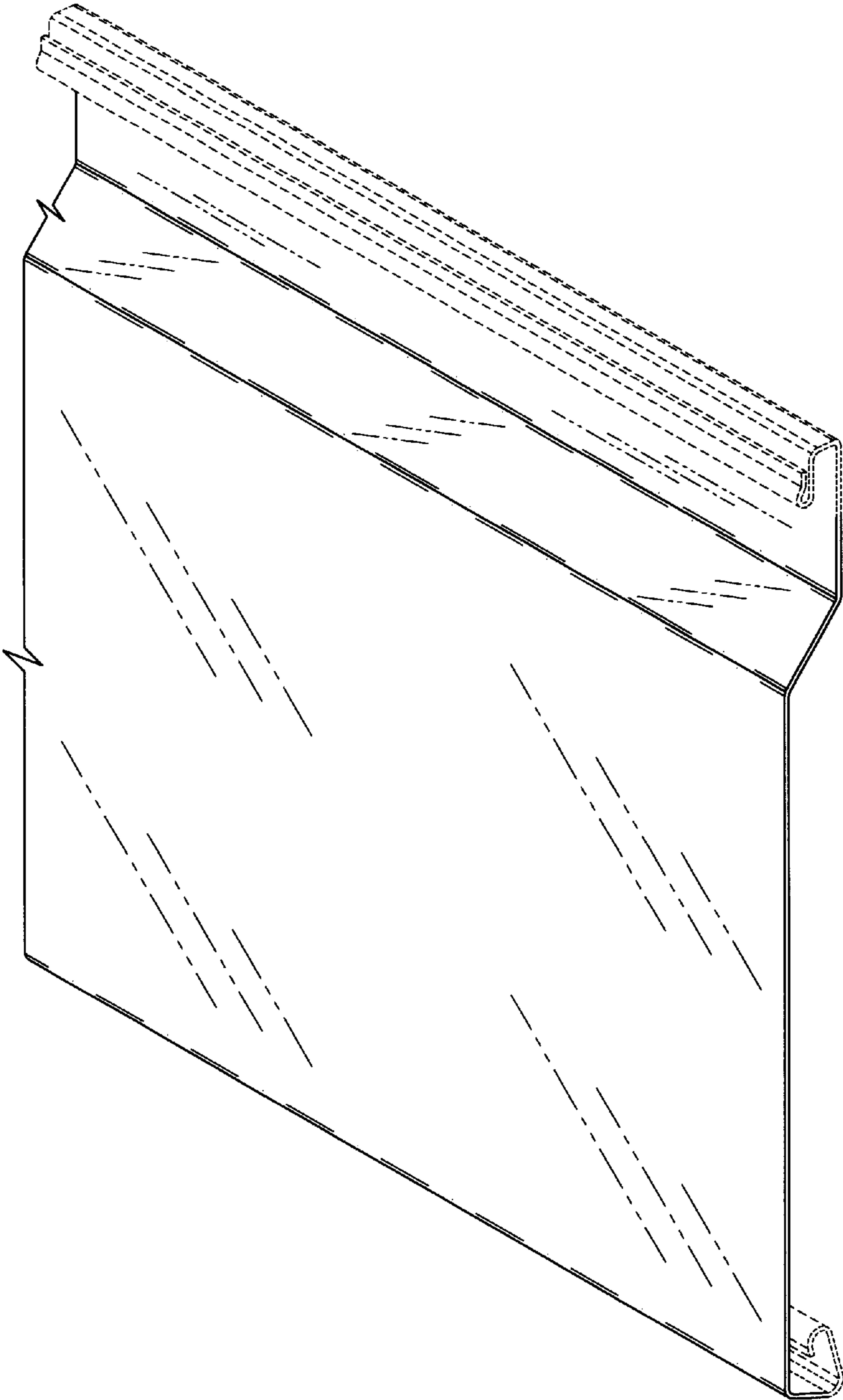


FIG. 1



FIG. 2




FIG. 5

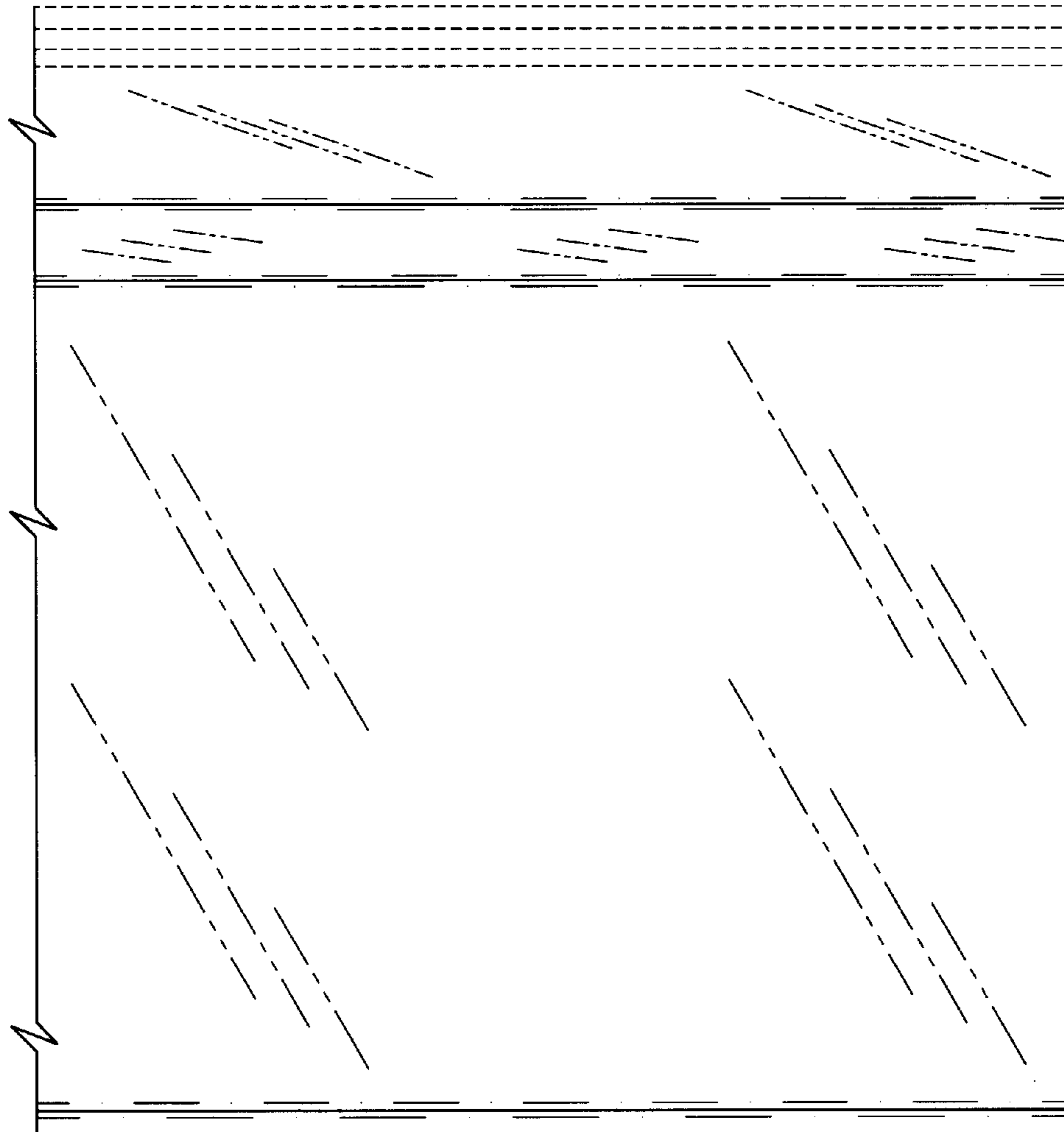


FIG. 3




FIG. 4

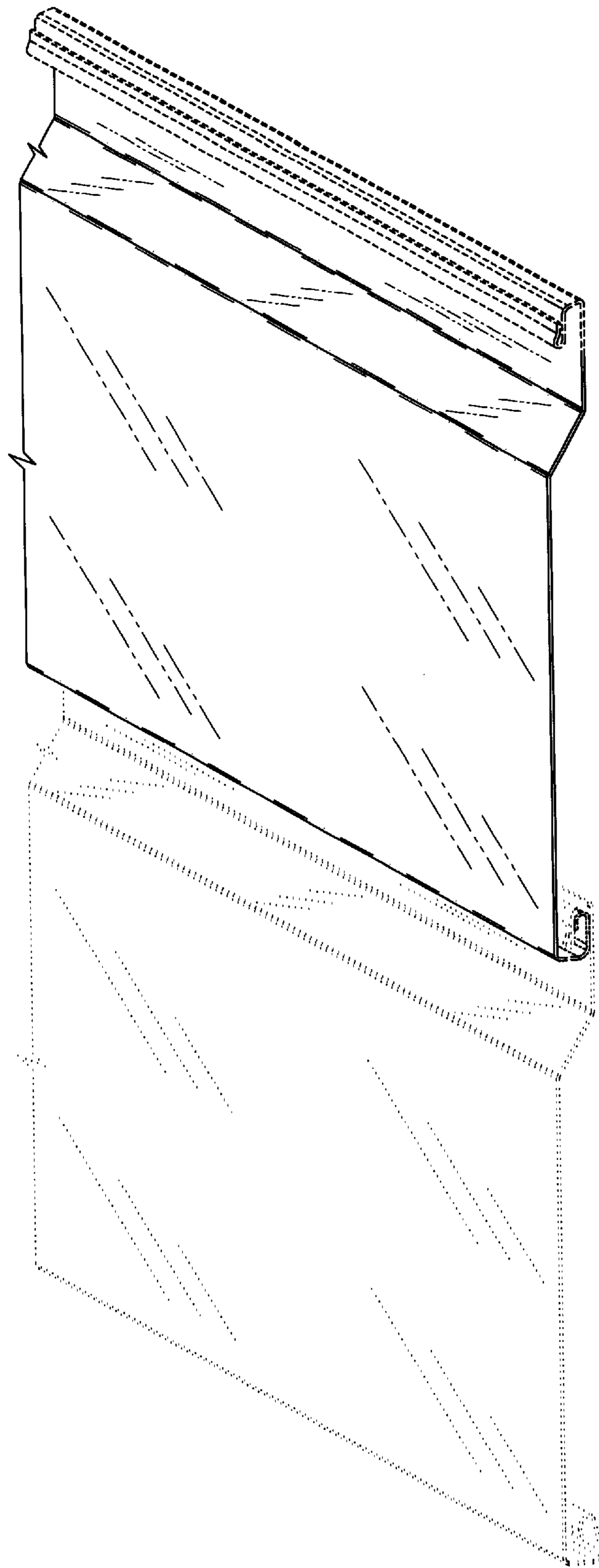


FIG. 6