



US00D538945S

(12) **United States Design Patent**  
**Buonanno et al.**

(10) **Patent No.:** **US D538,945 S**

(45) **Date of Patent:** **\*\* Mar. 20, 2007**

(54) **WINDOW FRAMING PROFILE**

(75) Inventors: **Antonio Buonanno**, Naples (IT);  
**Pietro Buonanno**, Naples (IT); **Luigi Buonanno**, Naples (IT)

(73) Assignee: **Buonanno S.p.A.**, Napoli (IT)

(\*\*) Term: **14 Years**

(21) Appl. No.: **29/222,219**

(22) Filed: **Jan. 28, 2005**

(30) **Foreign Application Priority Data**

Jul. 29, 2004 (IT) ..... RM2004O0049

(51) **LOC (8) Cl.** ..... **25-02**

(52) **U.S. Cl.** ..... **D25/60; D25/124**

(58) **Field of Classification Search** ..... D25/119,  
D25/124, 125, 60; 52/204.1, 204.2, 204.5,  
52/204.51, 656.5, 656.6, 213, 215, 204.71,  
52/204.55, 204.593, 204.595, 730.3, 208,  
52/211, 212, 656.4, 205; 49/DIG. 2, 504

See application file for complete search history.

(56) **References Cited**

U.S. PATENT DOCUMENTS

4,505,080 A \* 3/1985 Sailor ..... 52/211  
5,758,458 A \* 6/1998 Ridge ..... 52/204.1  
D450,134 S \* 11/2001 Roberts et al. .... D25/60

\* cited by examiner

*Primary Examiner*—Doris Clark

(74) *Attorney, Agent, or Firm*—Young & Thompson

(57) **CLAIM**

The ornamental design for a window framing profile, as shown and described.

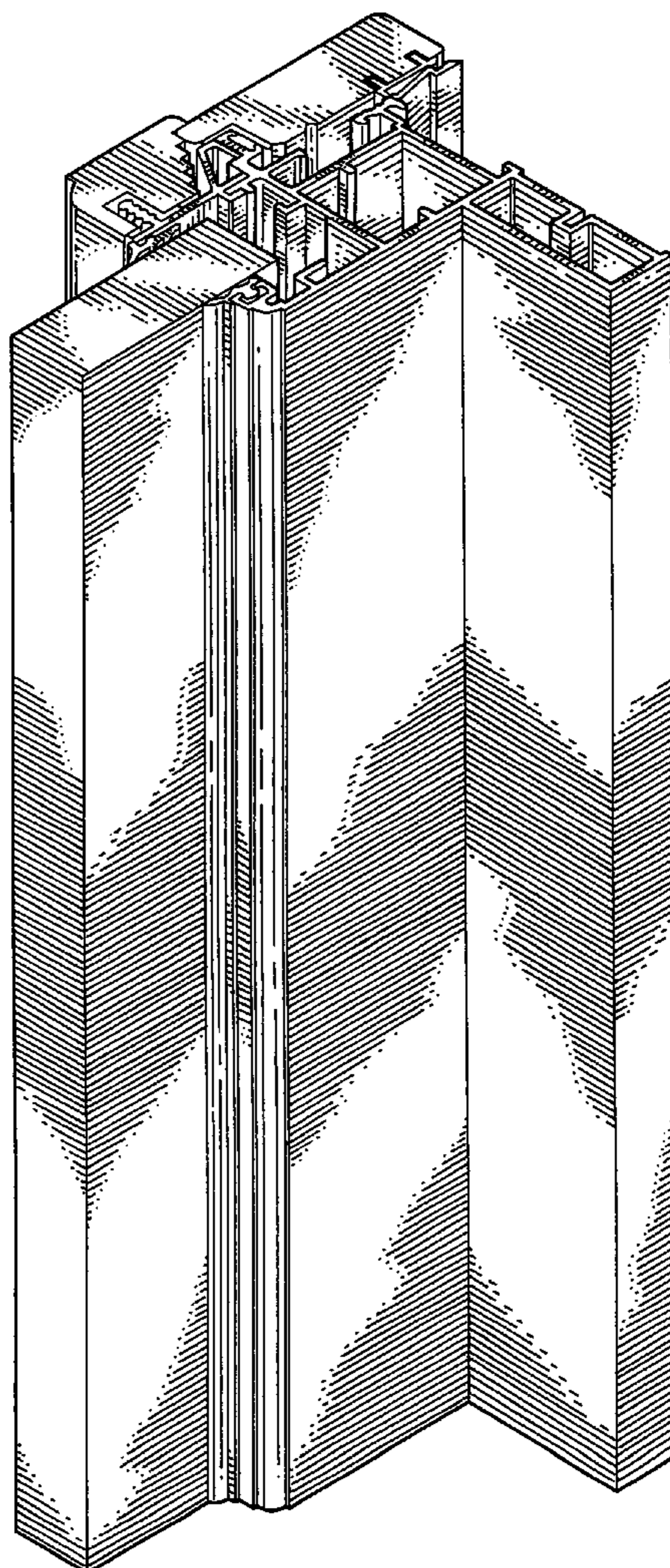
**DESCRIPTION**

FIG. 1 is a right side perspective view of a window framing profile showing our new design;

FIG. 2 is a left side perspective view thereof; and,

FIG. 3 is a bottom top perspective view thereof.

**1 Claim, 3 Drawing Sheets**





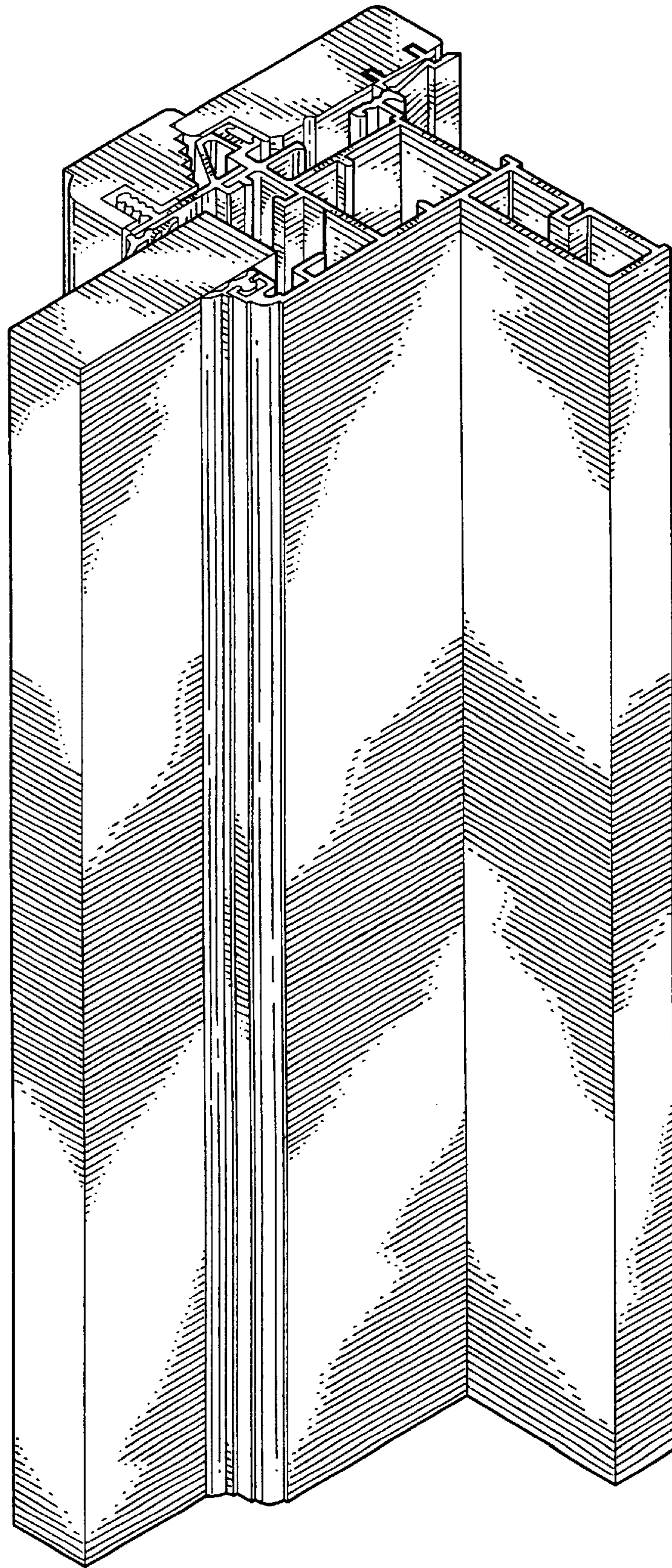


FIG. 1



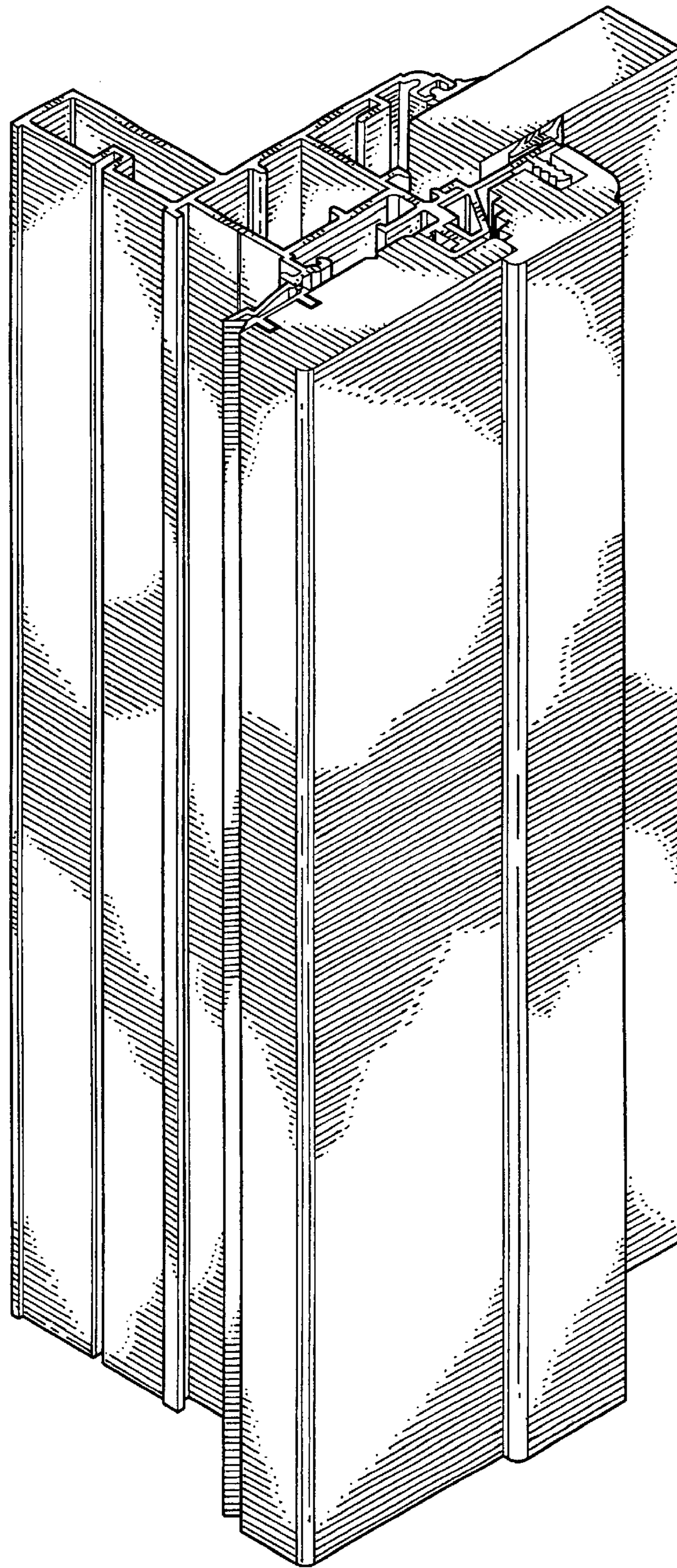


FIG. 2




FIG. 3