



US00D538910S

(12) **United States Design Patent**
Bucher et al.

(10) **Patent No.:** **US D538,910 S**
(45) **Date of Patent:** **** Mar. 20, 2007**

(54) **HEATER CONTROL PANEL BUTTONS AND SWITCHES**

(75) Inventors: **John C. Bucher**, Hillsboro Bch, FL (US); **Chad Ricker**, North Lauderdale, FL (US)

(73) Assignee: **King of Fans, Inc.**, Fort Lauderdale, FL (US)

(**) Term: **14 Years**

(21) Appl. No.: **29/260,128**

(22) Filed: **May 19, 2006**

Related U.S. Application Data

(62) Division of application No. 29/230,075, filed on May 17, 2005, now Pat. No. Des. 534,629.

(51) **LOC (8) Cl.** **23-03**

(52) **U.S. Cl.** **D23/341**

(58) **Field of Classification Search** D23/332, D23/314, 335-338, 340-345, 349-350; 392/360, 392/365-369, 373-376; 312/326; 126/110 B, 126/90 A, 92 A
See application file for complete search history.

(56) **References Cited**

U.S. PATENT DOCUMENTS

D284,504 S * 7/1986 Okamoto et al. D23/335
D340,971 S 11/1993 Pirro D23/370
5,278,936 A 1/1994 Shao 192/365
D348,724 S 7/1994 Lee D23/328

D395,490 S * 6/1998 Jane' et al. D23/337
D410,074 S 5/1999 Lee D23/323
D429,323 S 8/2000 Rossman et al. D23/341
D431,640 S * 10/2000 Rong D23/335
D448,071 S * 9/2001 Birdsell et al. D23/335
D462,429 S * 9/2002 Gao D23/335
D462,753 S * 9/2002 Gao D23/335
D467,324 S * 12/2002 Ching D23/335
D467,325 S * 12/2002 Ching D23/335
D468,415 S 1/2003 Moreno et al. D23/341
D476,404 S 6/2003 Chen et al. D23/341
D476,724 S 7/2003 Chuang et al. D23/335
D483,102 S * 12/2003 Ching D23/335

* cited by examiner

Primary Examiner—Brian N Vinson

(74) *Attorney, Agent, or Firm*—Brian S. Steinberger; Law Offices of Brian S. Steinberger, P.A.

(57) **CLAIM**

The ornamental design for heater control panel buttons and switches, as shown and described.

DESCRIPTION

FIG. 1 is a right front perspective view of heater control panel buttons and switches showing our new design; FIG. 2 is a left front perspective view thereof; FIG. 3 is a front perspective view thereof; and, FIG. 4 is a top perspective view thereof. The broken line disclosure showing the outline of the control panel, the heater housing, power cord and plug are for illustrative purposes and form no part of the claimed design.

1 Claim, 4 Drawing Sheets

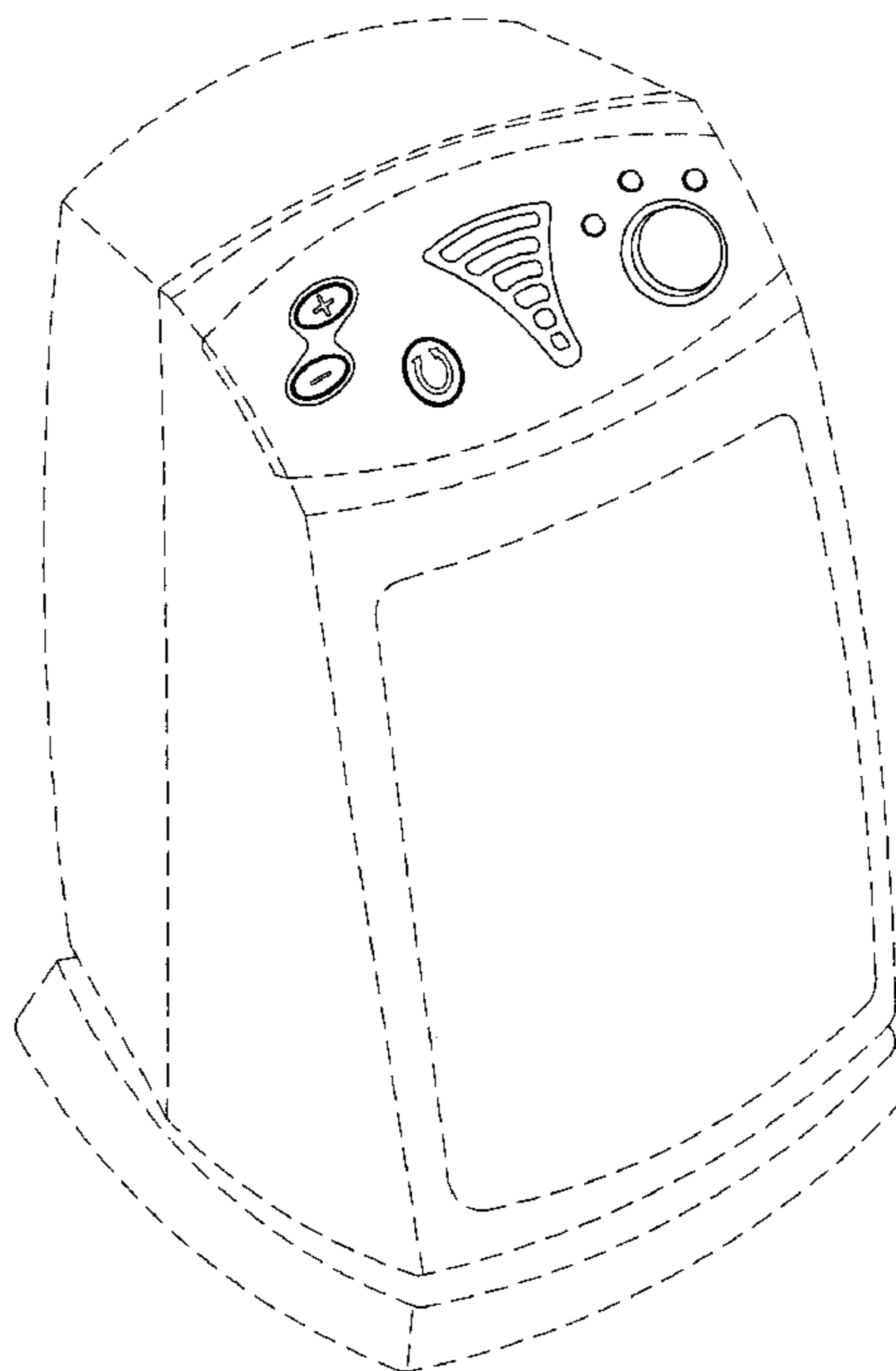


FIG. 1

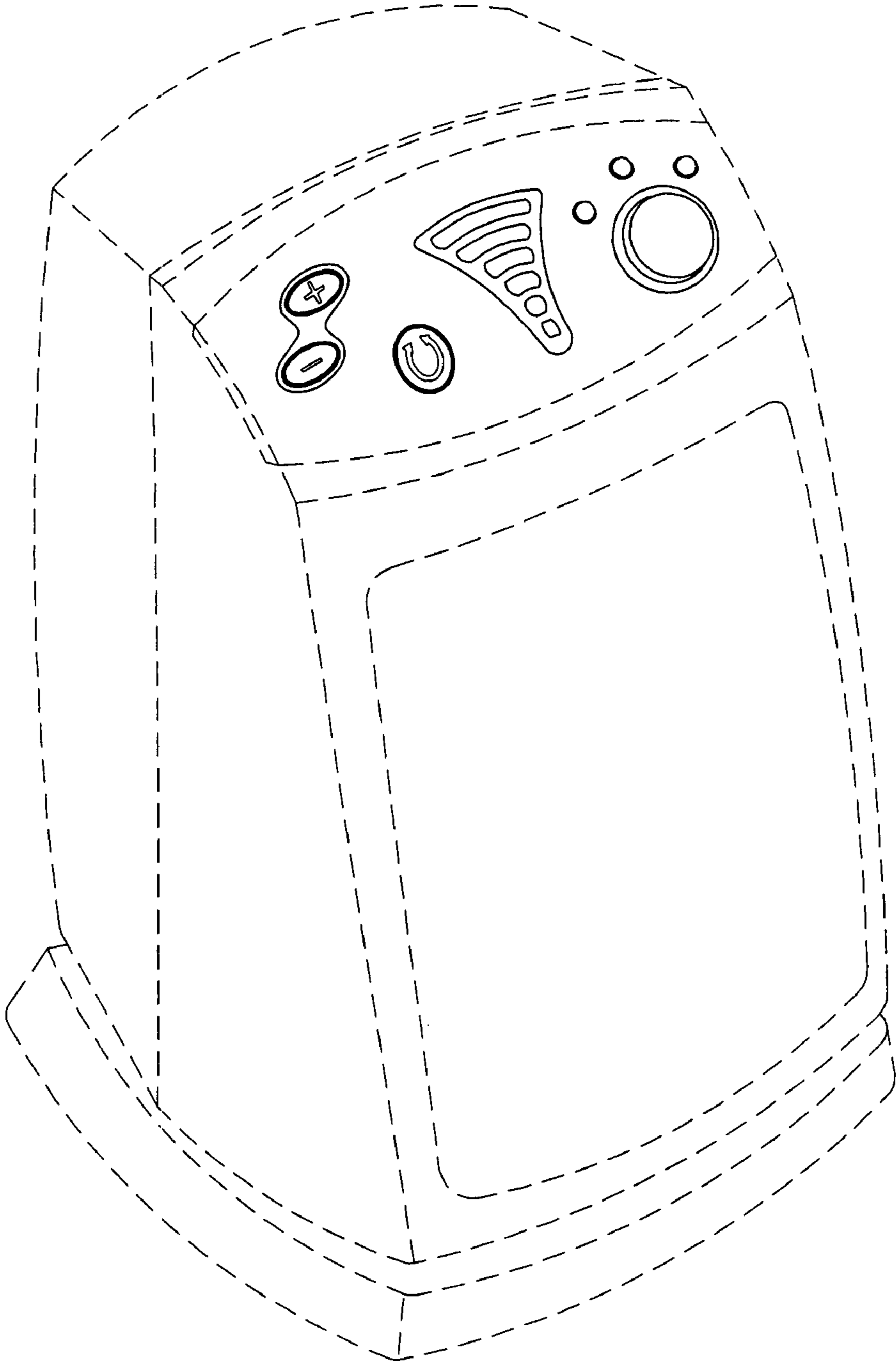


FIG. 2

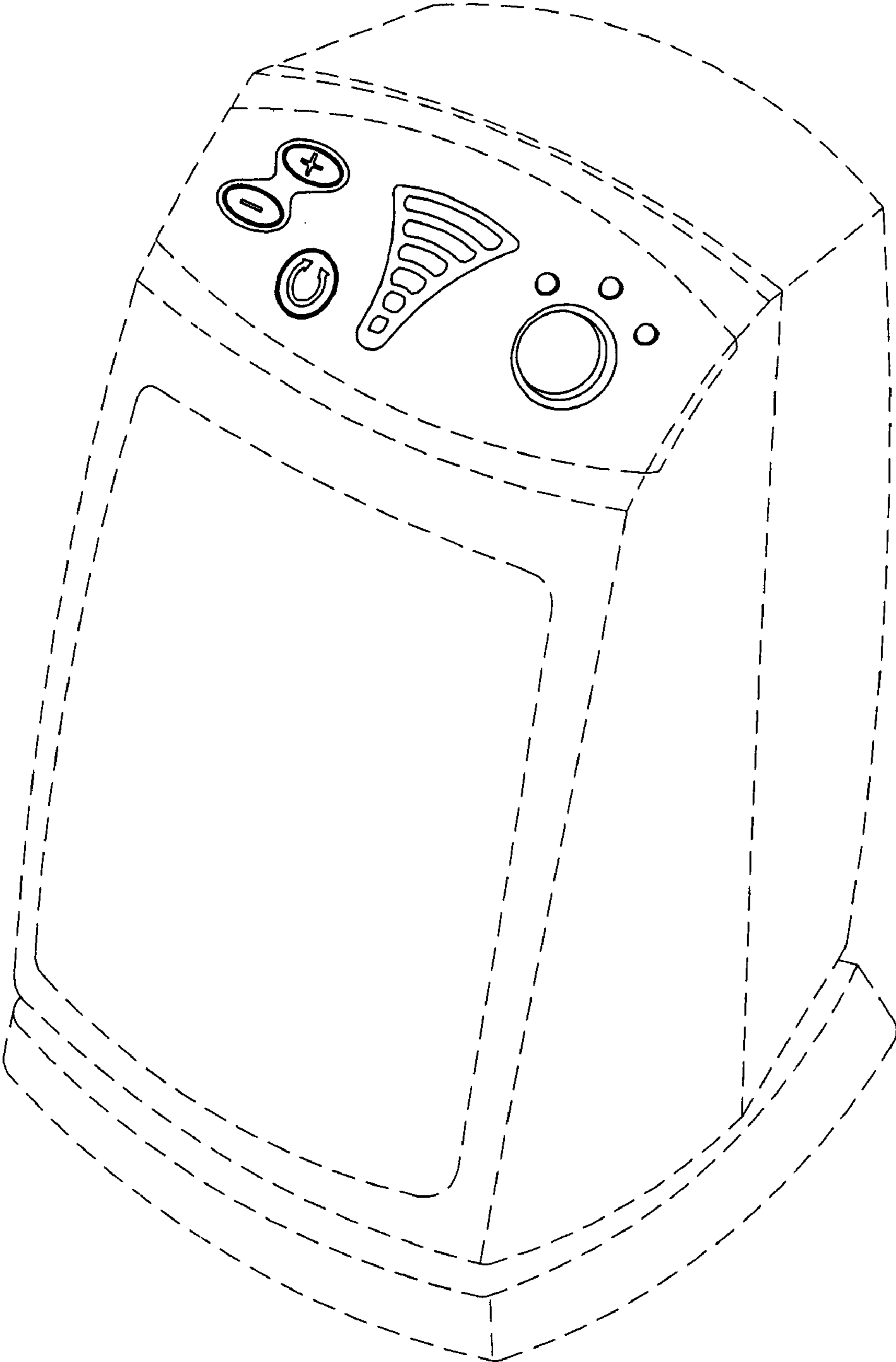


FIG. 3

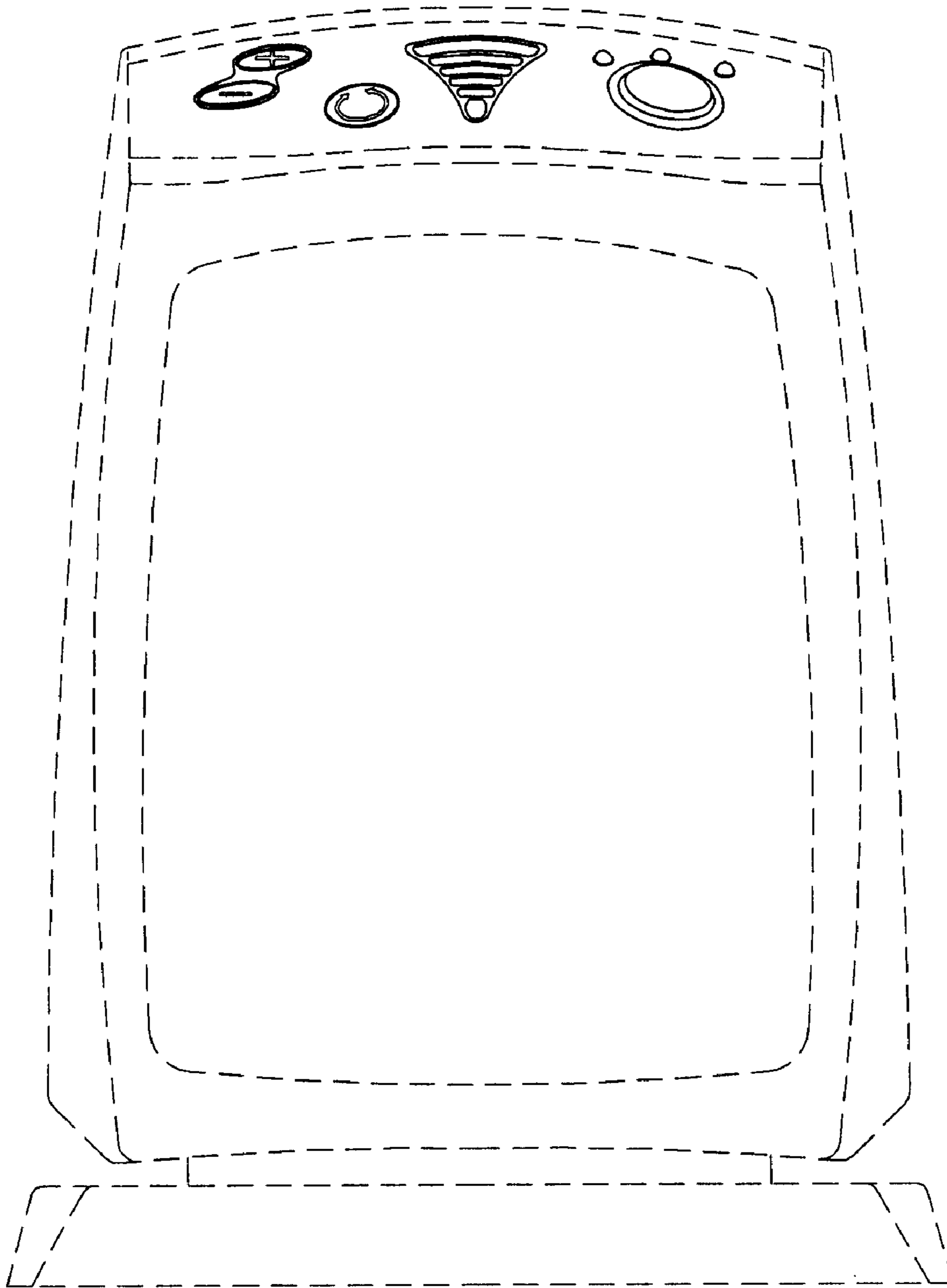


FIG. 4

