



US00D538893S

(12) **United States Design Patent**
Gilbert

(10) **Patent No.:** **US D538,893 S**

(45) **Date of Patent:** **** Mar. 20, 2007**

(54) **SPOUT**

(75) **Inventor:** **Christopher Jon Gilbert**, Moreland Hills, OH (US)

(73) **Assignee:** **Moen Incorporated**, North Olmsted, OH (US)

(**) **Term:** **14 Years**

(21) **Appl. No.:** **29/258,458**

(22) **Filed:** **Apr. 20, 2006**

(51) **LOC (8) Cl.** **23-01**

(52) **U.S. Cl.** **D23/238; D23/255**

(58) **Field of Classification Search** D23/238-257;
4/675-678; 137/801

See application file for complete search history.

(56) **References Cited**

U.S. PATENT DOCUMENTS

| | | | |
|--------------|----------|-----------------|---------------|
| 638,611 A | 12/1899 | Totham | |
| 885,347 A | 4/1908 | Kenly | |
| D117,171 S | 10/1939 | Fraser | |
| D349,331 S | 8/1994 | Bollenbacher | |
| 5,669,417 A | 9/1997 | Lian-Jie | |
| D389,898 S | 1/1998 | Delker et al. | |
| D390,397 S | 2/1998 | Chen | |
| D392,026 S | 3/1998 | Doughty et al. | |
| D393,692 S | 4/1998 | Ko | |
| 5,924,451 A | 7/1999 | Kuo | |
| D412,560 S | 8/1999 | Kuo | |
| D415,259 S | 10/1999 | Slothower | |
| D421,789 S | 3/2000 | Delker et al. | |
| 6,138,296 A | 10/2000 | Baker | |
| 6,195,818 B1 | 3/2001 | Rodstein et al. | |
| D461,000 S | * 7/2002 | Mullenmeister | D23/257 |
| D461,231 S | * 8/2002 | Mullenmeister | D23/257 |
| D463,015 S | 9/2002 | Chang | |

| | | | |
|------------|----------|------------------|---------------|
| D463,535 S | 9/2002 | Singtoroj | |
| D468,810 S | * 1/2003 | Smith | D23/257 |
| D469,854 S | 2/2003 | Ouyoung | |
| D472,615 S | 4/2003 | Smith | |
| D474,957 S | 5/2003 | Singtoroj et al. | |
| D475,764 S | 6/2003 | Singtoroj | |
| D479,312 S | 9/2003 | Yegyayan | |
| D491,640 S | 6/2004 | Lin | |
| D491,641 S | * 6/2004 | Lin | D23/257 |
| D491,642 S | 6/2004 | Lin | |
| D492,009 S | * 6/2004 | Egee | D23/238 |
| D498,625 S | 11/2004 | Chang | |
| D508,975 S | 8/2005 | Painter et al. | |
| D509,287 S | 9/2005 | Spangler | |
| D510,416 S | 10/2005 | Fritz | |
| D510,980 S | 10/2005 | Fritz | |
| D517,649 S | * 3/2006 | Egee | D23/238 |

* cited by examiner

Primary Examiner—Louis S. Zarfaz

Assistant Examiner—Gregory Andoll

(74) *Attorney, Agent, or Firm*—Calfee, Halter & Griswold, LLP

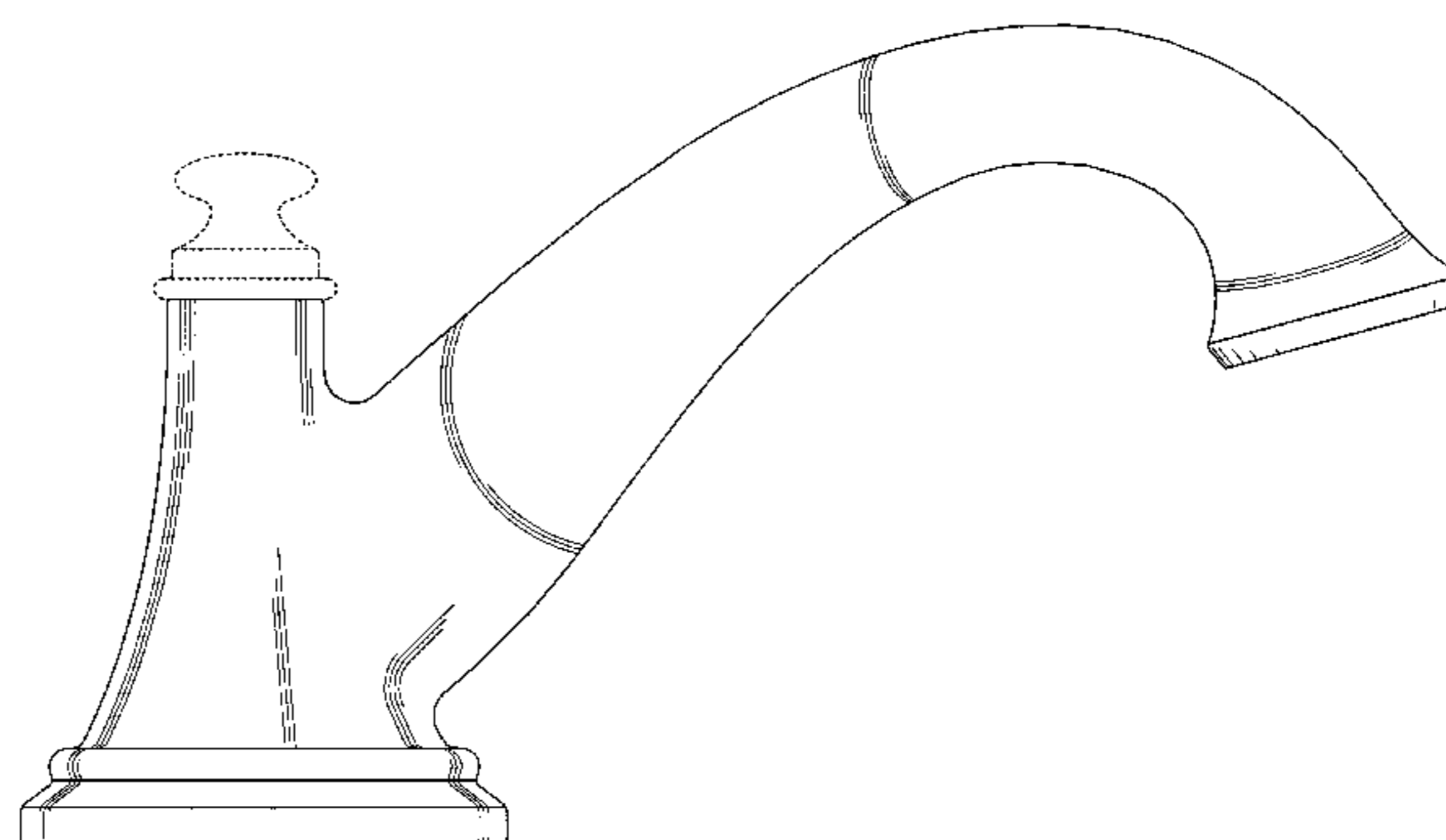
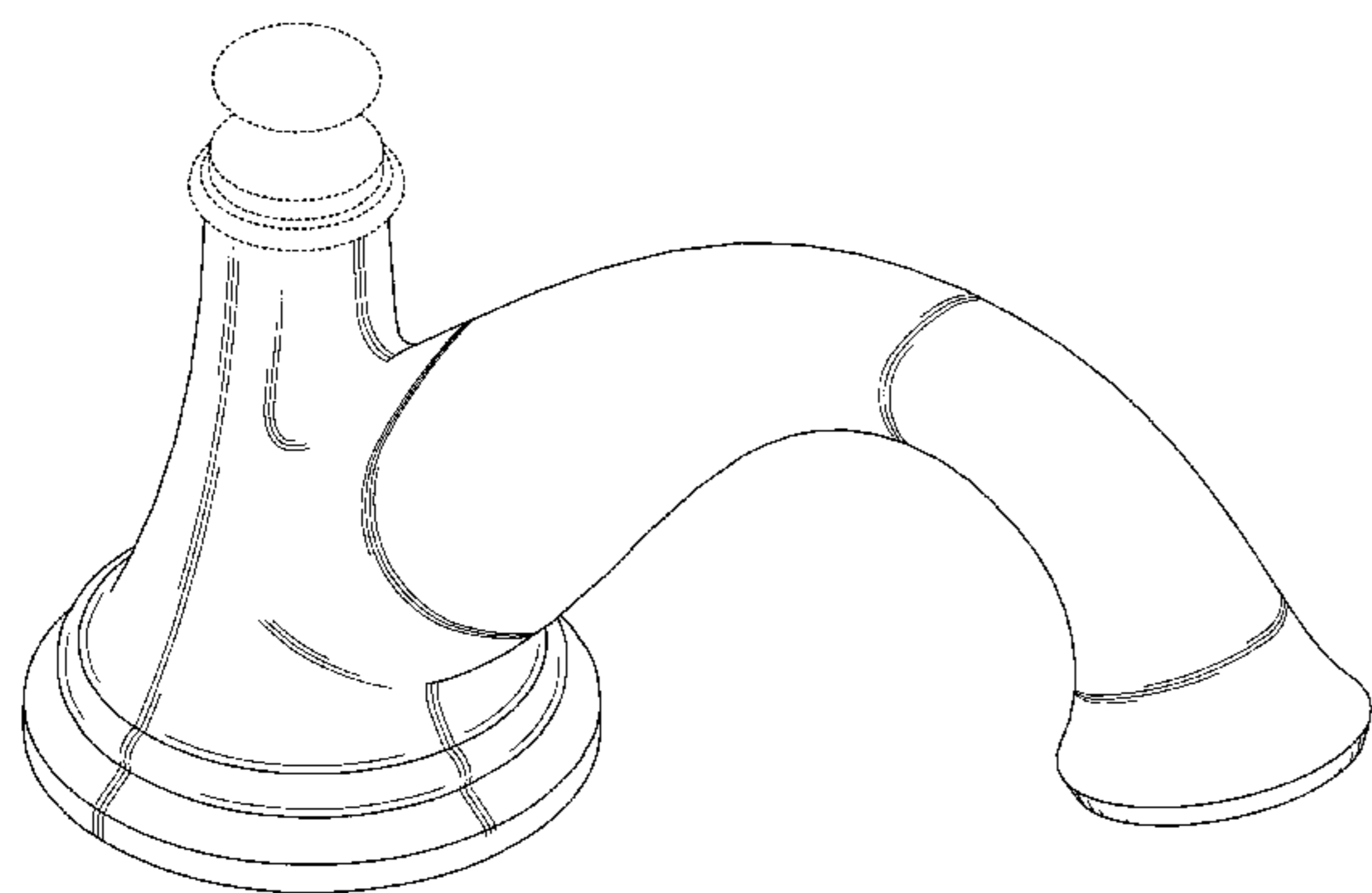
(57) **CLAIM**

The ornamental design for a spout, as shown and described.

DESCRIPTION

FIG. 1 is a perspective view of a spout of the new design; FIG. 2 is a front elevational view of the spout of FIG. 1; FIG. 3 is a rear elevational view of the spout of FIG. 1; FIG. 4 is a left elevational view of the spout of FIG. 1; FIG. 5 is a right elevational view of the spout of FIG. 1; FIG. 6 is a top plan view of the spout of FIG. 1; and, FIG. 7 is a bottom plan view of the spout of FIG. 1. The portions of the Figures shown in broken lines are not part of the claimed design and are for illustration only.

1 Claim, 5 Drawing Sheets



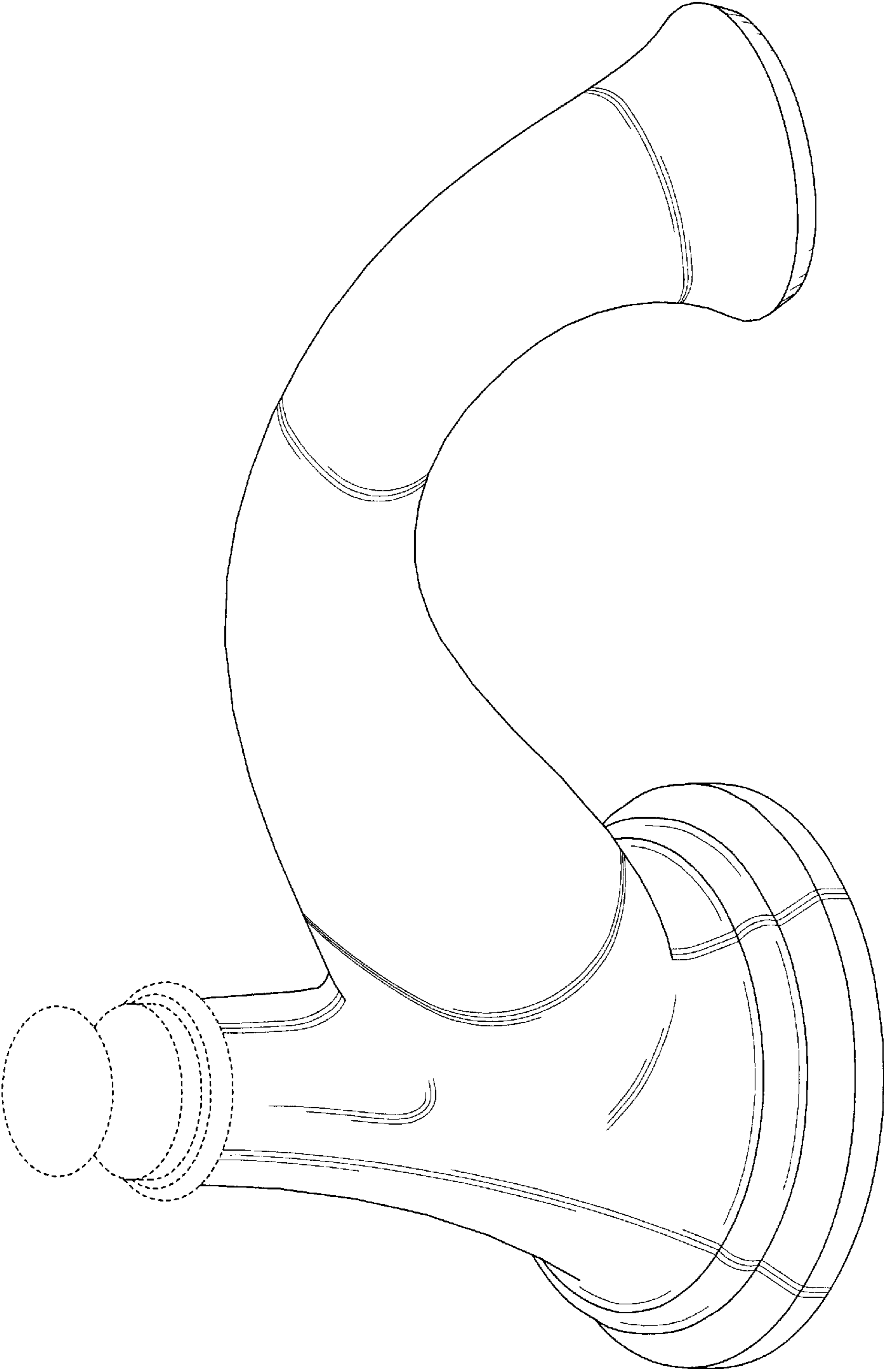


FIG. 1

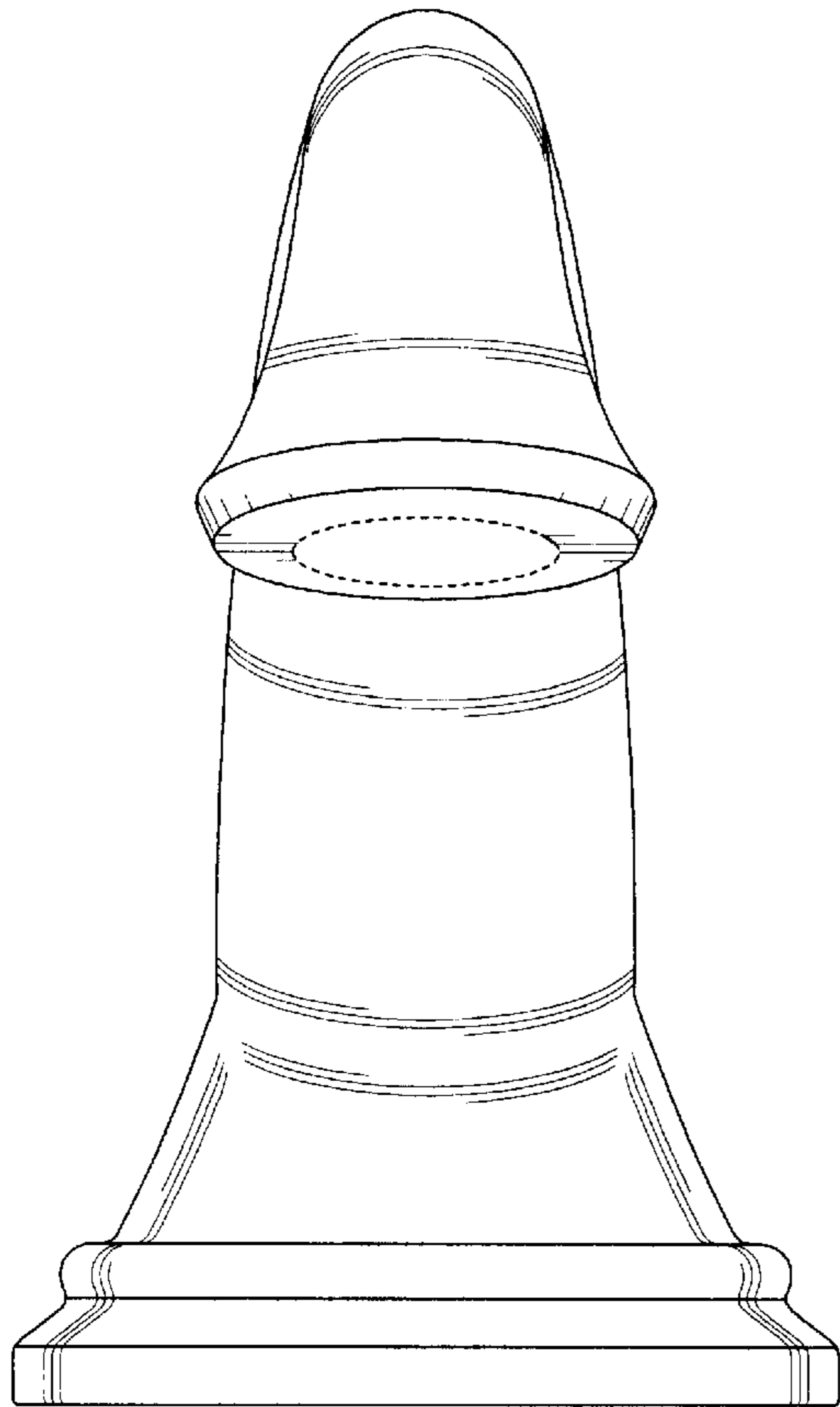


FIG. 2

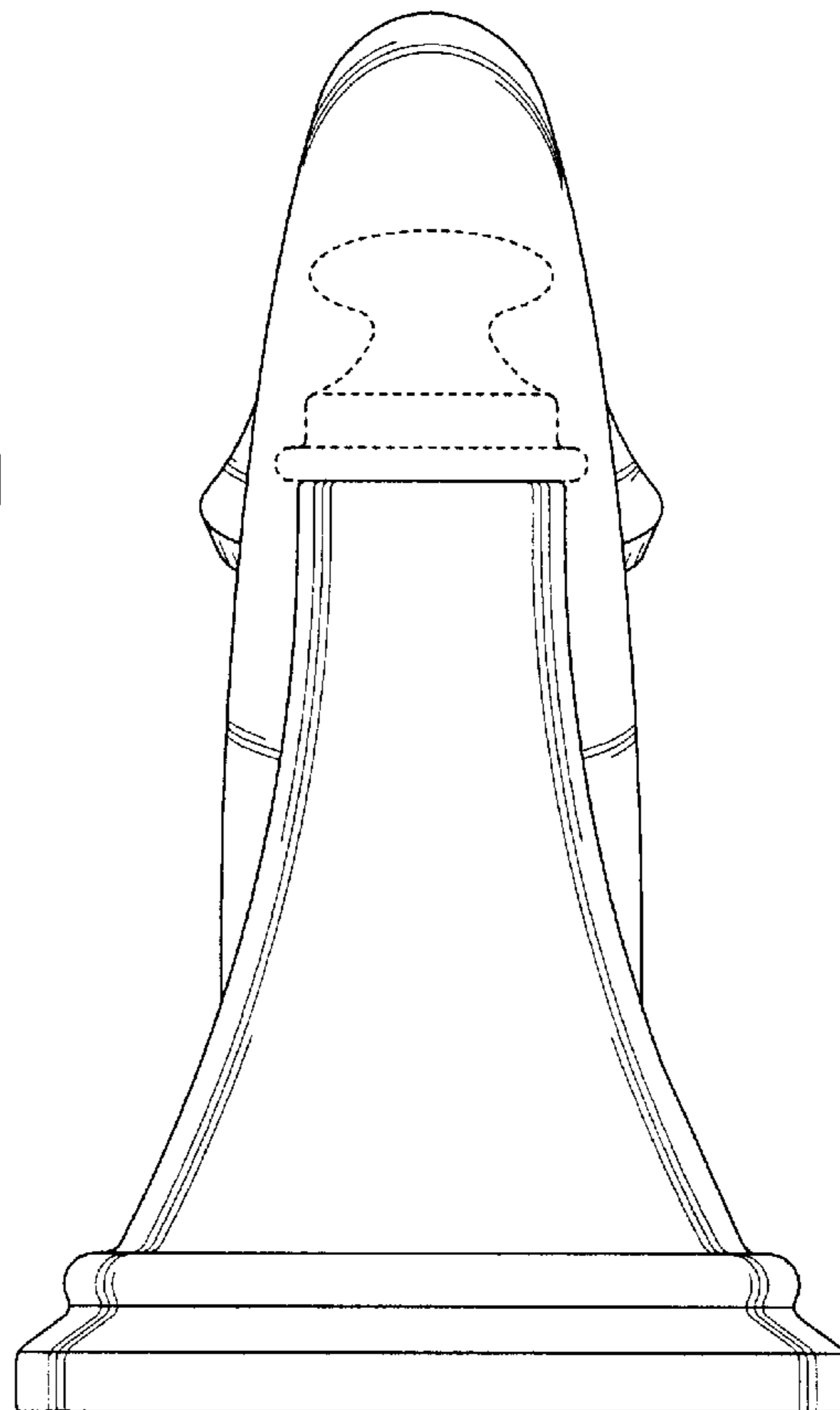


FIG. 3

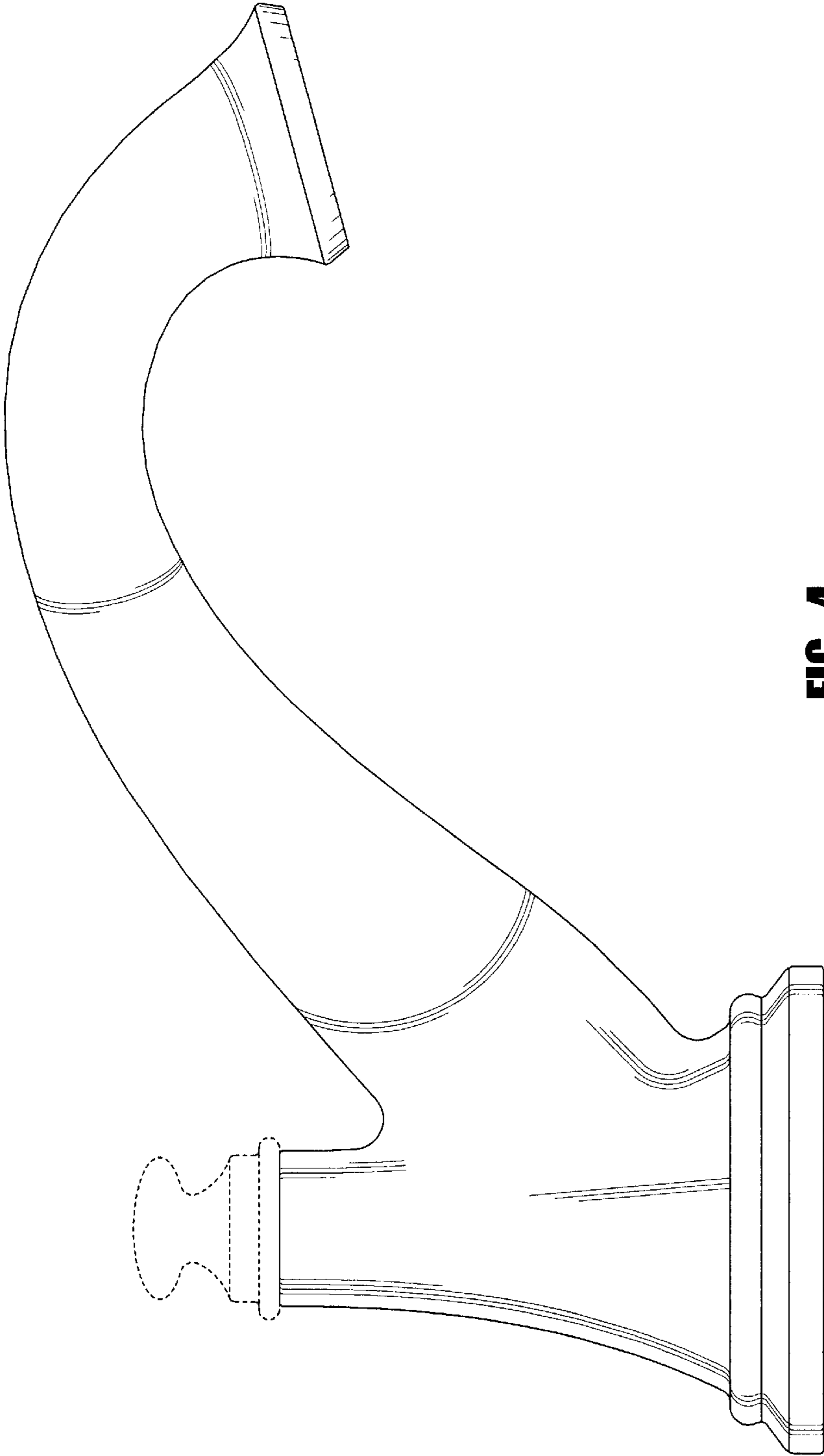


FIG. 4

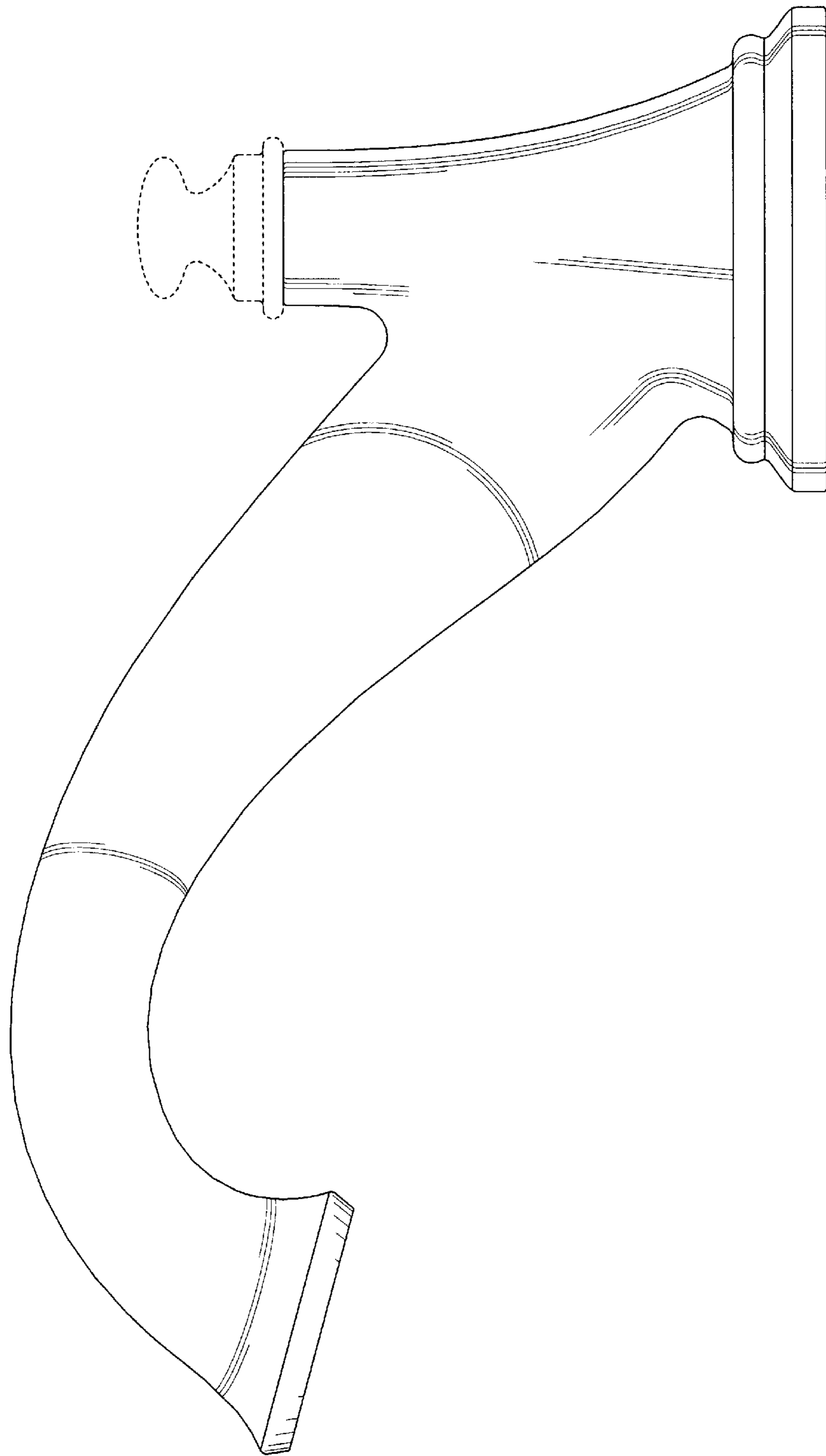


FIG. 5

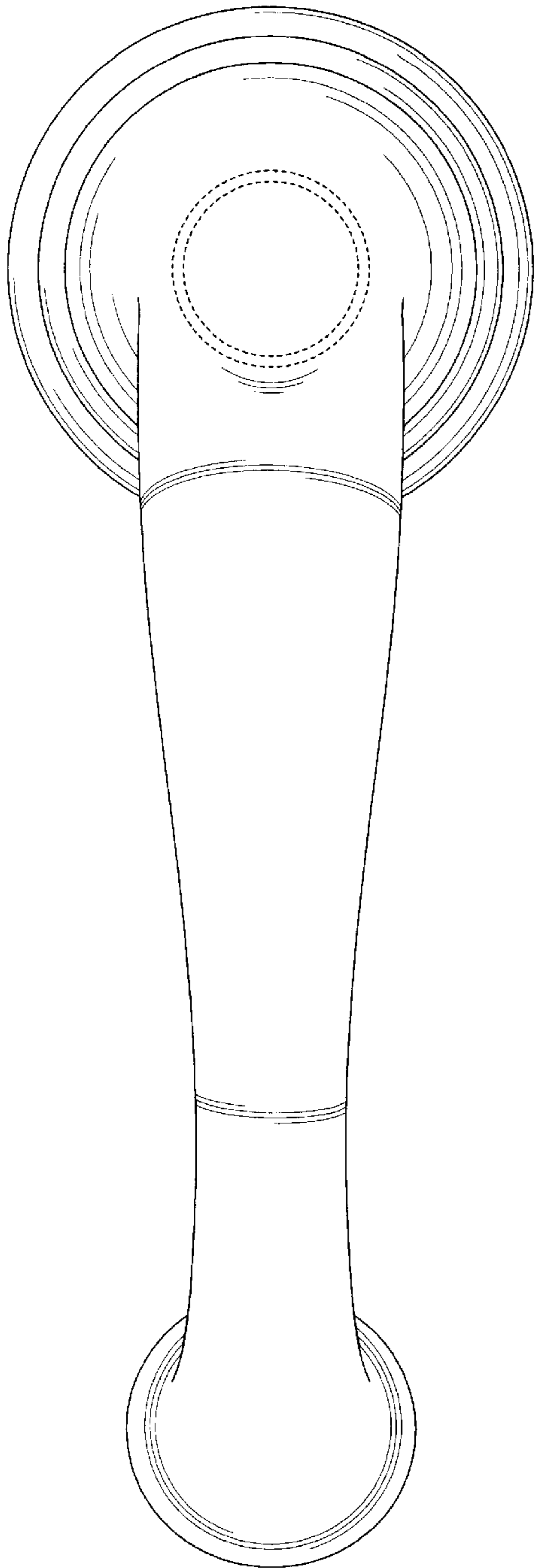


FIG. 6

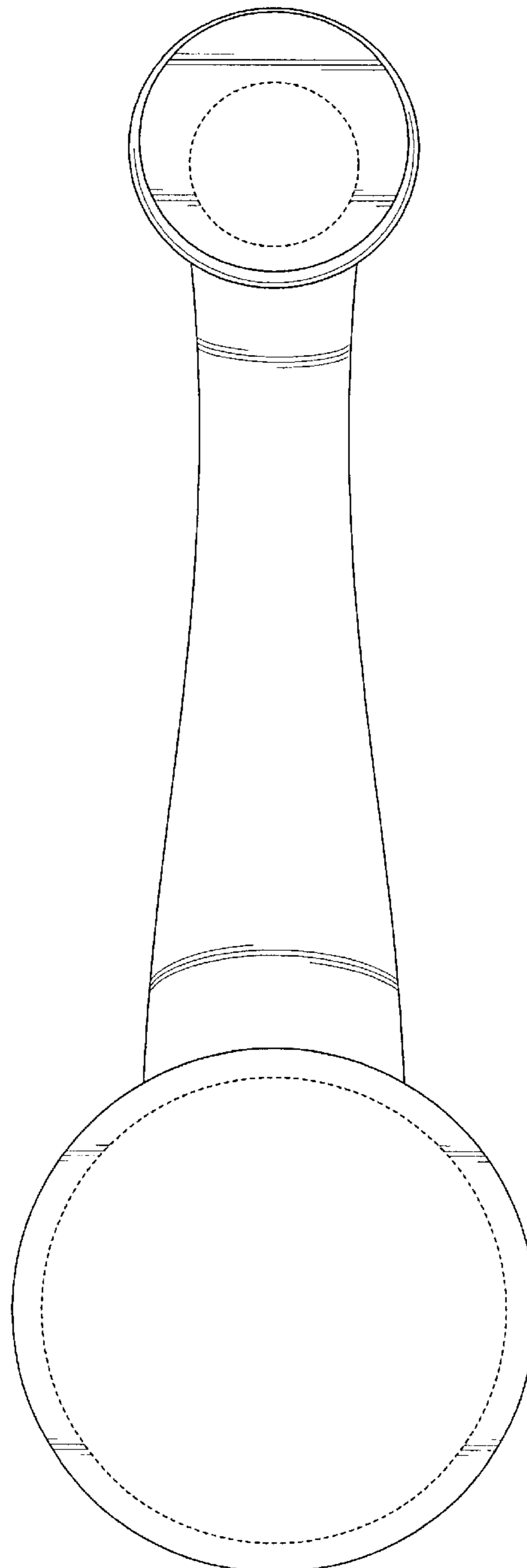


FIG. 7