

US00D538881S

(12) **United States Design Patent**
Jackson et al.

(10) **Patent No.:** **US D538,881 S**

(45) **Date of Patent:** **** Mar. 20, 2007**

(54) **FISH RETRIEVER**

(76) Inventors: **Gary A. Jackson**, W.70 N.432 Cedar
Pointe La., Cedarburg, WI (US) 53012;
Richard G. Schultz, 12616 N. River
Forest Dr., 20W, Mequon, WI (US)
53092

(**) **Term:** **14 Years**

(21) **Appl. No.:** **29/256,124**

(22) **Filed:** **Mar. 16, 2006**

(51) **LOC (8) Cl.** **22-05**

(52) **U.S. Cl.** **D22/149**

(58) **Field of Classification Search** D22/149,
D22/134, 199; 43/54.1, 53.5, 5; 294/137,
294/153, 158; 224/103; D8/303; D9/434,
D9/455

See application file for complete search history.

(56) **References Cited**

U.S. PATENT DOCUMENTS

D354,542 S * 1/1995 Prince et al. D22/134
D356,261 S * 3/1995 Miceli, Jr. 294/137
D362,047 S * 9/1995 Miskimins D22/149

D435,083 S * 12/2000 Miller D22/149
D523,515 S * 6/2006 Hacker D22/149
2004/0051331 A1 * 3/2004 Freedlund 294/158

* cited by examiner

Primary Examiner—Catherine R. Oliver

(74) *Attorney, Agent, or Firm*—Andrus, Scales, Starke &
Sawall, LLP

(57) **CLAIM**

The ornamental design for a fish retriever, as shown and
described.

DESCRIPTION

FIG. 1 is a perspective view of a fish retriever showing our
new ornamental design;

FIG. 2 is a front view of the fish retriever shown in FIG. 1;

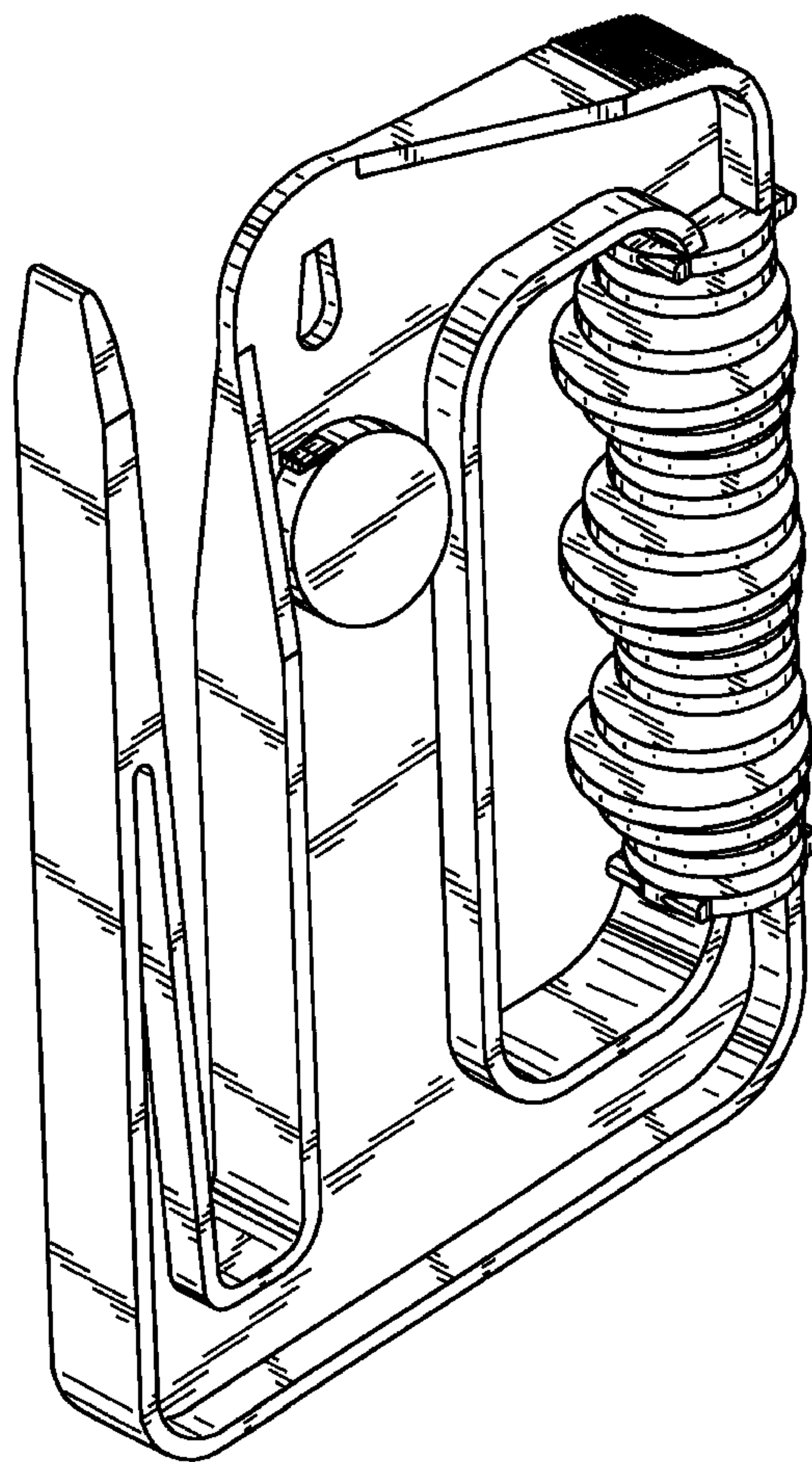
FIG. 3 is top view of the fish retriever shown in FIG. 1;

FIG. 4 is a view of the fish retriever taken from the left side
of FIG. 2;

FIG. 5 is a view of the fish retriever taken from the right side
of FIG. 2; and,

FIG. 6 is a bottom view of the fish retriever shown in FIG.
2.

1 Claim, 3 Drawing Sheets



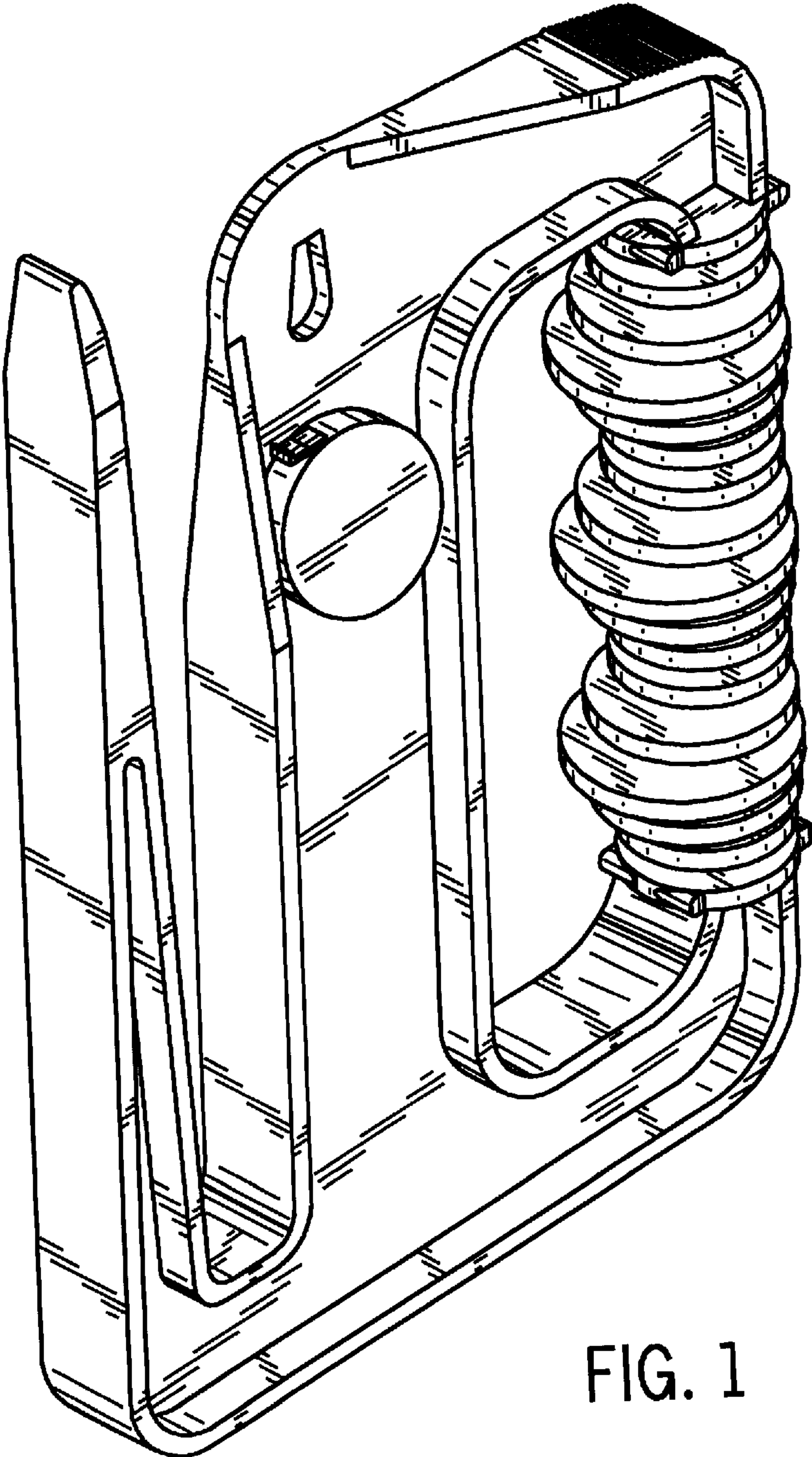


FIG. 1

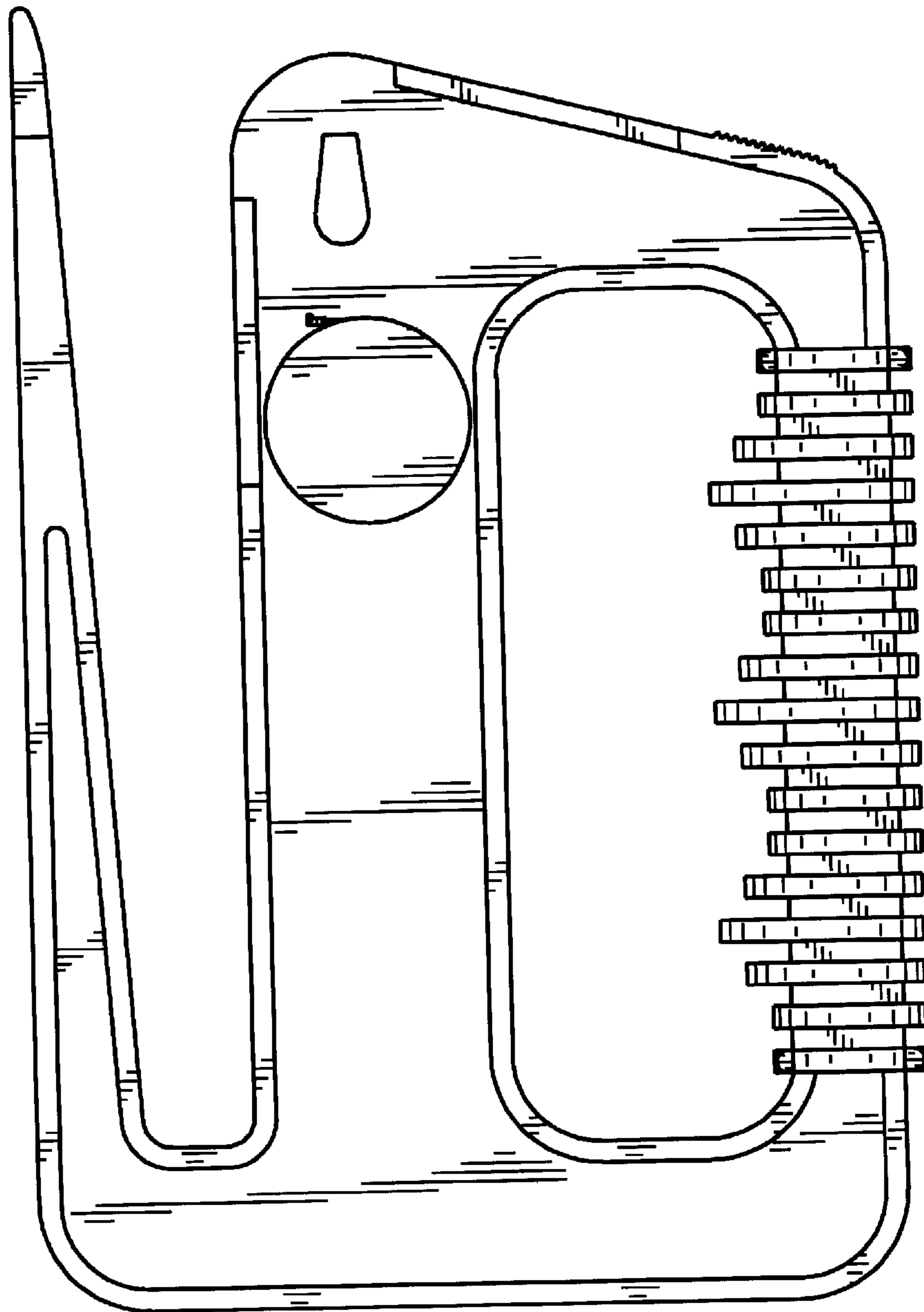


FIG. 2



FIG. 3

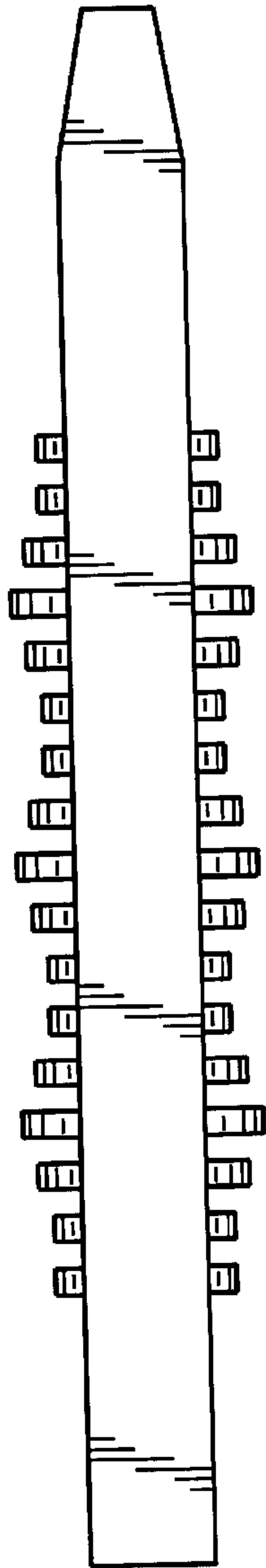


FIG. 4

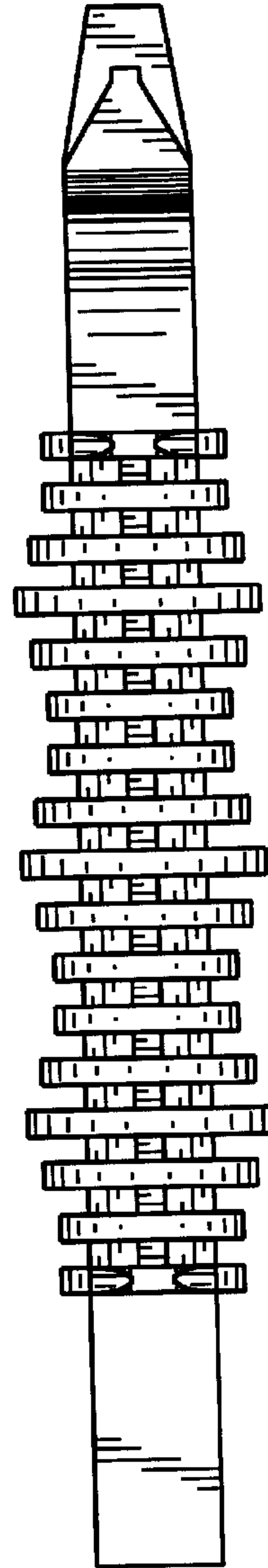


FIG. 5

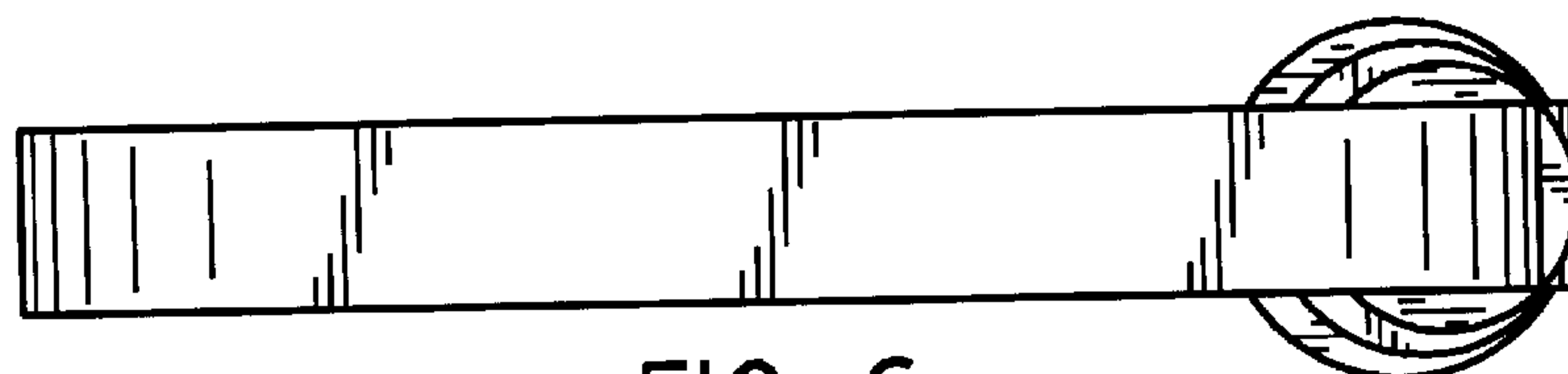


FIG. 6