



US00D538874S

(12) **United States Design Patent**
Ceruti

(10) **Patent No.:** **US D538,874 S**

(45) **Date of Patent:** **** Mar. 20, 2007**

(54) **PROTECTIVE SLEEVE FOR GOLF TEES**

5,890,976 A 4/1999 Anderson
D425,155 S 5/2000 Tsukamoto et al.
D474,826 S * 5/2003 Goserud D21/796

(76) Inventor: **Edward B. Ceruti**, 20216 - 46th Ave.
NE., Arlington, WA (US) 98223

* cited by examiner

(**) Term: **14 Years**

Primary Examiner—Mitchell Siegel

(21) Appl. No.: **29/257,707**

(74) *Attorney, Agent, or Firm*—Todd N. Hathaway

(22) Filed: **Apr. 10, 2006**

(57) **CLAIM**

(51) **LOC (8) Cl.** **21-02**

The ornamental design for a protective sleeve for golf tees,
as shown and described.

(52) **U.S. Cl.** **D21/796**

(58) **Field of Classification Search** D21/789,
D21/796, 717-718; 473/386-403; 224/251,
224/918, 666, 675, 677
See application file for complete search history.

DESCRIPTION

FIG. 1 is a perspective view of a protective sleeve showing
my new design;
FIG. 2 is a front elevational view thereof, the broken line
showing of the golf ball and bottom portion of the tee is
included for the purpose of illustrating and forms no part of
the claimed design;
FIG. 3 is a left side elevational view of FIG. 1;
FIG. 4 is a right side elevational view of FIG. 1;
FIG. 5 is a rear elevational view of FIG. 1;
FIG. 6 is a top plan view of FIG. 1; and,
FIG. 7 is a bottom plan view of FIG. 1.

(56) **References Cited**

U.S. PATENT DOCUMENTS

1,616,039 A	2/1927	Mulvehill	
3,606,344 A	9/1971	Ball	
4,336,940 A	6/1982	Sprague	
4,993,613 A	* 2/1991	Frisbie 224/251
5,052,689 A	10/1991	Lettrich	
5,172,839 A	* 12/1992	Frisbie 224/251
5,186,455 A	2/1993	Rosetta	
5,242,161 A	9/1993	Wilkirson	

1 Claim, 1 Drawing Sheet

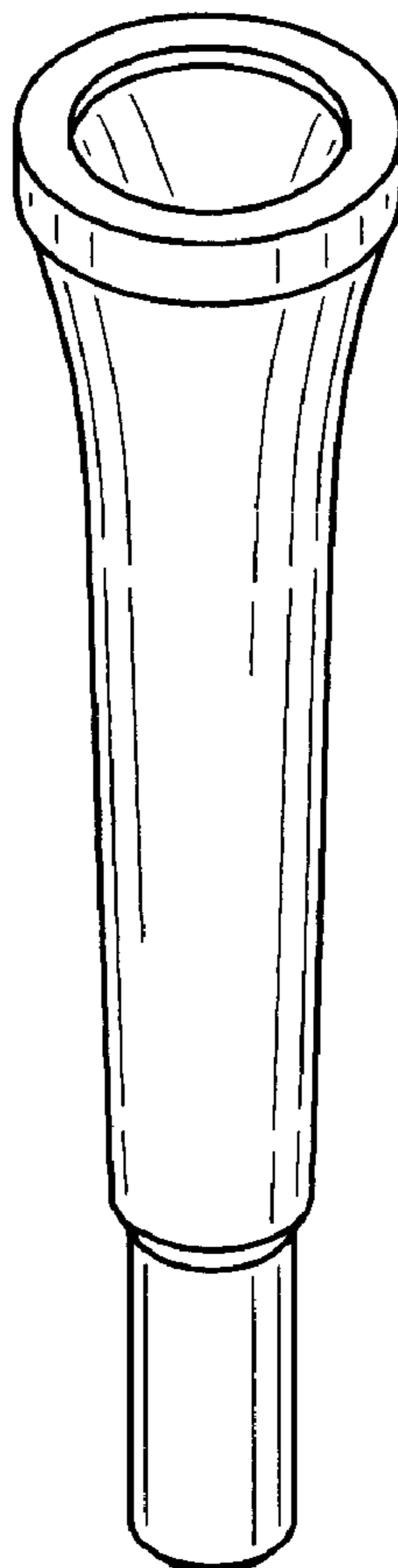


FIG. 1

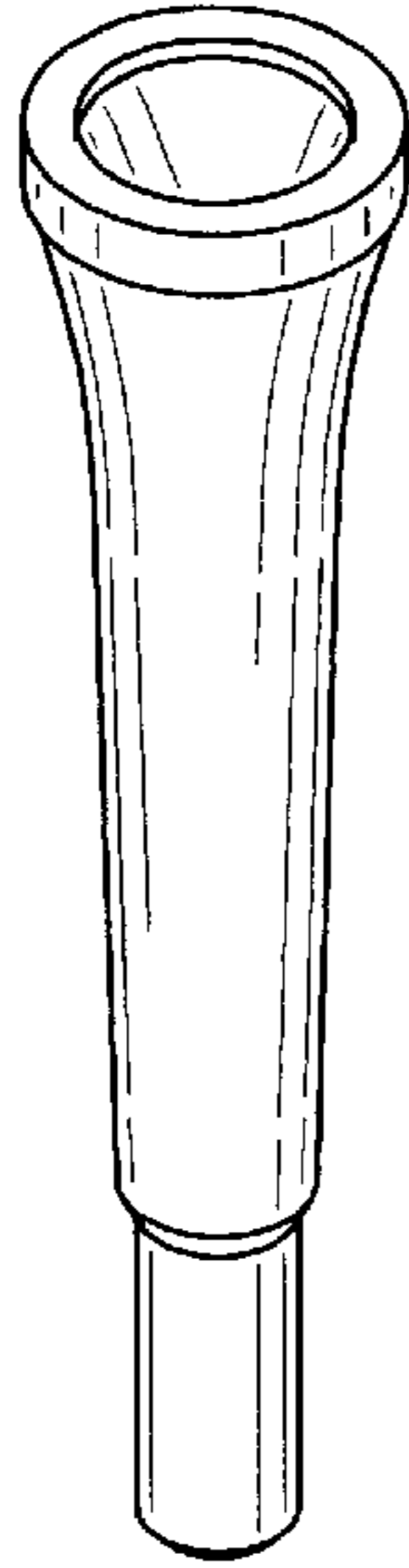


FIG. 2

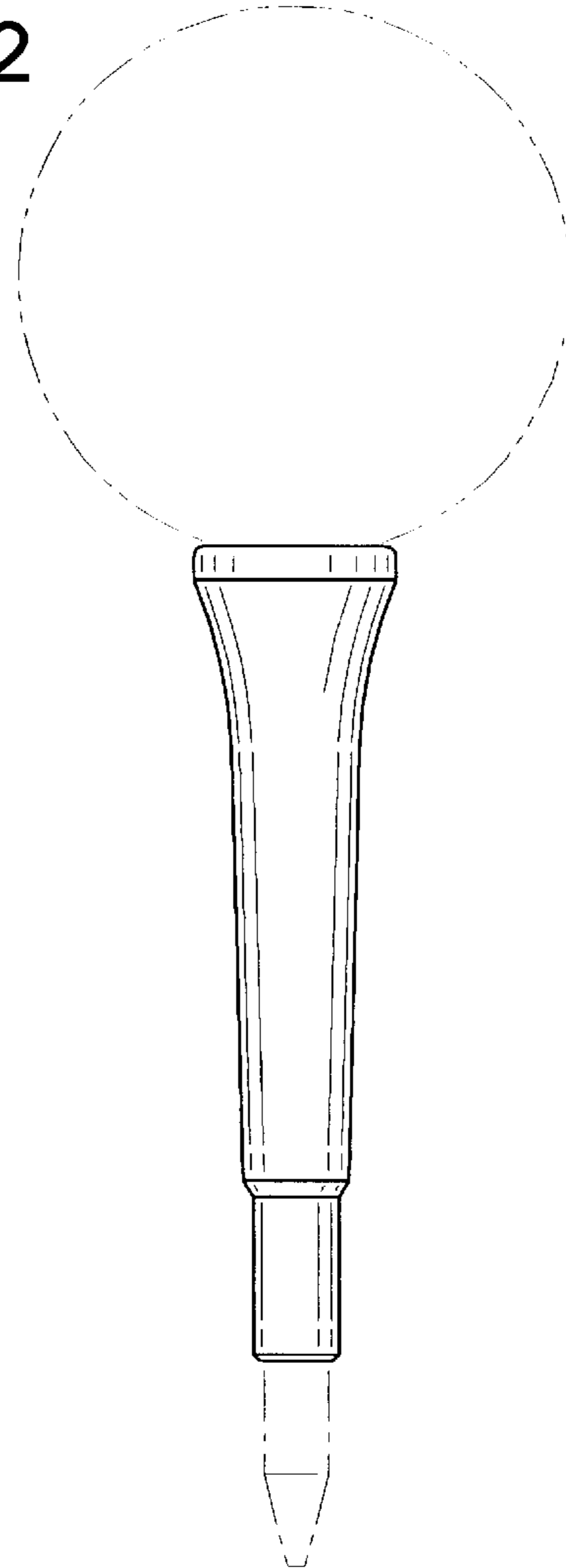


FIG. 3

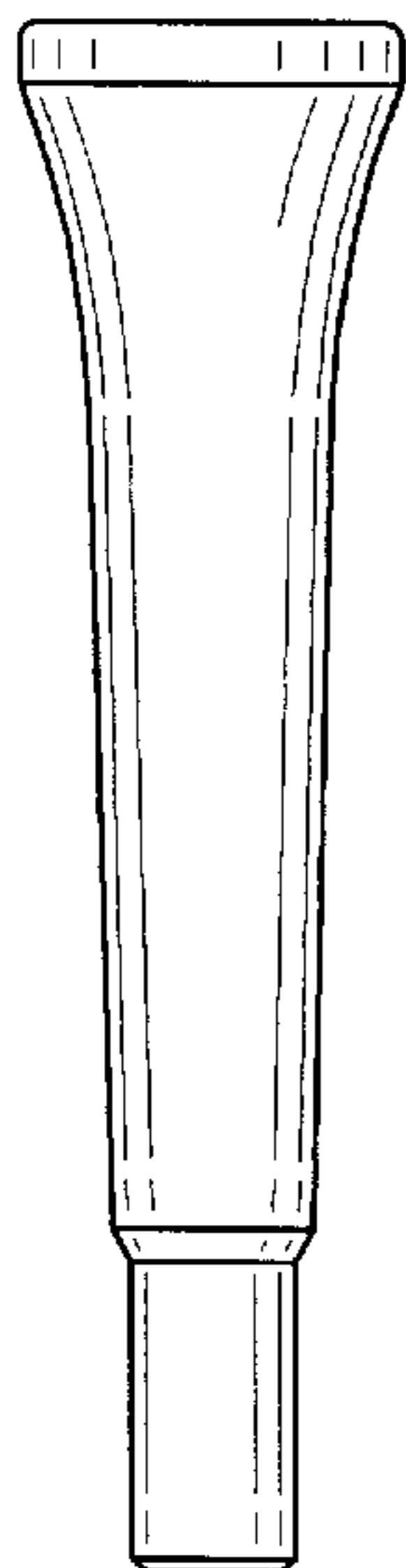


FIG. 4

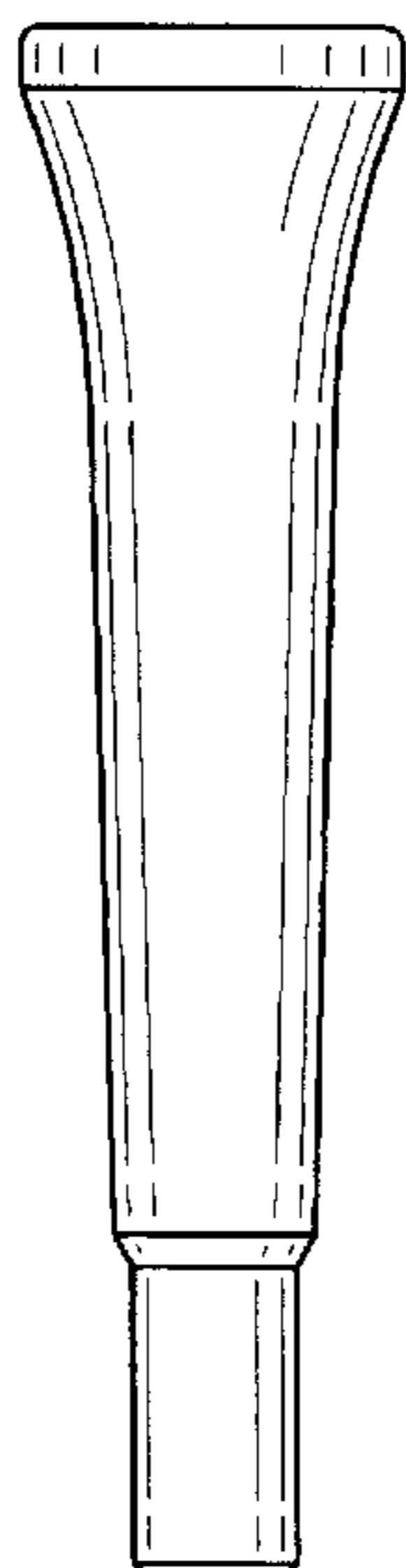


FIG. 5

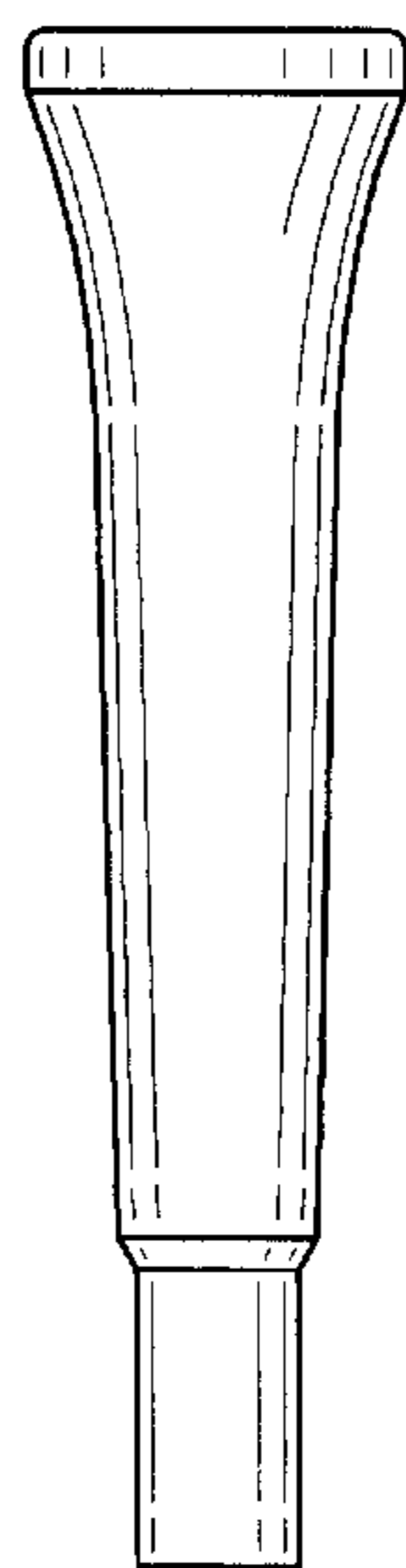


FIG. 6

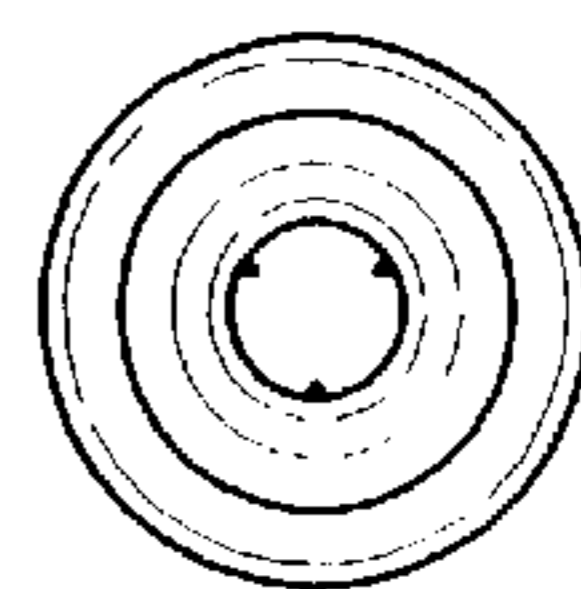


FIG. 7

